

Agency 2022 Crime Report

BOISE Police Department

Population: 239,074
County: Ada

Offense Overview

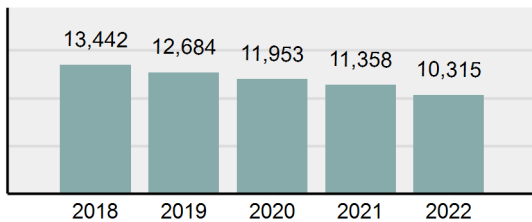
- Offense total 10,315
- % change from 2021 **-9.18%**
- # of cleared offenses 4,591
- Percent cleared 44.51%
- Group "A" crime rate per 100,000 population 4,314.56
- Summary-based reporting crime rate per 100,000 populated is calculated for other state crime comparisons only 1,451.85

Arrest Overview

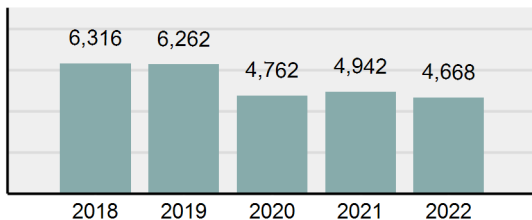
- Arrest total 4,668
- % change from 2021 **-5.54%**
- Adult arrest total 4,337
- Juvenile arrest total 331
- Arrest rate per 100,000 population 1,952.53

Group "A" Offenses	Offenses		Arrests	
	# Reported	# Cleared	Adult	Juvenile
Murder	3	3	3	0
Negligent Manslaughter	0	0	0	0
Rape	132	41	16	0
Sodomy	45	18	4	0
Sexual Assault w/Obj	37	18	7	1
Fondling	88	38	10	0
Aggravated Assault	356	213	144	12
Simple Assault	1,529	1,106	441	33
Intimidation	305	142	58	2
Kidnapping	22	11	0	0
Incest	2	2	1	0
Statutory Rape	0	0	0	0
Human Trafficking, Commercial Sex Acts	0	0	0	0
Human Trafficking, Involuntary Servitude	0	0	0	0
Robbery	46	22	18	6
Burglary/Breaking and Entering	285	39	23	5
Larceny/Theft Offenses	2,351	465	294	64
Motor Vehicle Theft	272	42	22	4
Arson	26	9	6	0
Destruction Of Property	909	146	58	11
Counterfeiting/Forgery	145	15	8	0
Fraud Offenses	1,157	156	110	6
Embezzlement	26	12	9	0
Extortion/Blackmail	49	0	0	0
Bribery	0	0	0	0
Stolen Property Offenses	51	33	6	2
Drug/Narcotic Violations	1,248	1,051	780	46
Drug Equipment Violations	1,040	909	257	20
Gambling Offenses	0	0	0	0
Pornography/Obscene Material	52	16	7	0
Prostitution Offenses	5	2	2	0
Weapons Law Violations	133	81	33	6
Animal Cruelty	1	1	1	0
Total Group "A"	10,315	4,591	2,318	218

Total Offenses - 5 year trend



Total Arrests - 5 year trend



Group "B" Arrests	Arrests	
	Adult	Juvenile
Curfew/Loitering/Vagrancy Violations	0	18
Disorderly Conduct	299	8
DUI	676	3
Family Offenses, Nonviolent	19	0
Liquor Law Violations	132	12
Trespass of Real Property	147	6
All Other Offenses	746	66
Total Group "B"	2,019	113

Agency 2022 Crime Report

GARDEN CITY Police Department

Population: 12,279
County: Ada

Offense Overview

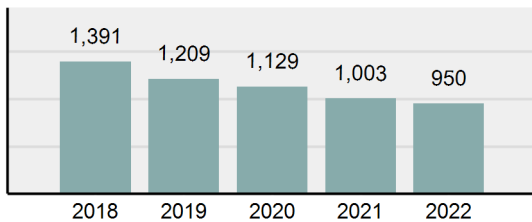
- Offense total 950
- % change from 2021 -5.28%
- # of cleared offenses 531
- Percent cleared 55.89%
- Group "A" crime rate per 100,000 population 7,736.79
- Summary-based reporting crime rate per 100,000 populated is calculated for other state crime comparisons only 2,679.37

Arrest Overview

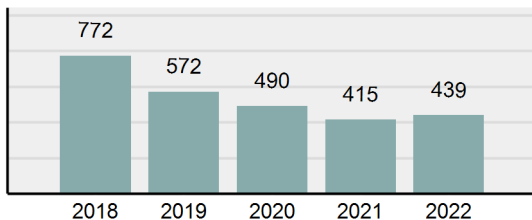
- Arrest total 439
- % change from 2021 5.78%
- Adult arrest total 423
- Juvenile arrest total 16
- Arrest rate per 100,000 population 3,575.21

Group "A" Offenses	Offenses		Arrests	
	# Reported	# Cleared	Adult	Juvenile
Murder	0	0	0	0
Negligent Manslaughter	0	0	0	0
Rape	12	3	0	0
Sodomy	1	0	0	0
Sexual Assault w/Obj	1	0	0	0
Fondling	15	5	1	0
Aggravated Assault	69	53	23	1
Simple Assault	152	97	18	0
Intimidation	23	16	3	0
Kidnapping	4	3	1	0
Incest	0	0	0	0
Statutory Rape	0	0	0	0
Human Trafficking, Commercial Sex Acts	0	0	0	0
Human Trafficking, Involuntary Servitude	0	0	0	0
Robbery	3	1	1	0
Burglary/Breaking and Entering	57	13	8	0
Larceny/Theft Offenses	173	48	30	3
Motor Vehicle Theft	14	7	2	0
Arson	1	0	0	0
Destruction Of Property	68	12	2	0
Counterfeiting/Forgery	3	1	2	0
Fraud Offenses	65	11	0	0
Embezzlement	0	0	0	0
Extortion/Blackmail	3	0	0	0
Bribery	0	0	0	0
Stolen Property Offenses	9	6	3	0
Drug/Narcotic Violations	133	125	94	3
Drug Equipment Violations	129	122	62	1
Gambling Offenses	0	0	0	0
Pornography/Obscene Material	4	1	1	0
Prostitution Offenses	3	1	1	0
Weapons Law Violations	8	6	4	0
Animal Cruelty	0	0	0	0
Total Group "A"	950	531	256	8

Total Offenses - 5 year trend



Total Arrests - 5 year trend



Group "B" Arrests	Arrests	
	Adult	Juvenile
Curfew/Loitering/Vagrancy Violations	0	1
Disorderly Conduct	3	1
DUI	54	0
Family Offenses, Nonviolent	0	0
Liquor Law Violations	8	0
Trespass of Real Property	8	0
All Other Offenses	94	6
Total Group "B"	167	8

Agency 2022 Crime Report

MERIDIAN Police Department

Population: 132,522
County: Ada

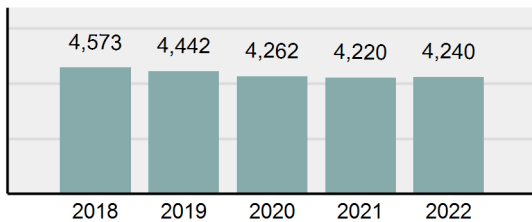
Offense Overview

- Offense total 4,240
- % change from 2021 **0.47%**
- # of cleared offenses 1,821
- Percent cleared 42.95%
- Group "A" crime rate per 100,000 population 3,199.47
- Summary-based reporting crime rate per 100,000 populated is calculated for other state crime comparisons only 782.51

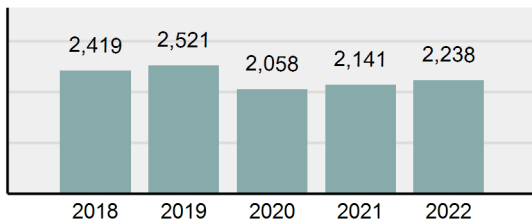
Arrest Overview

- Arrest total 2,238
- % change from 2021 **4.53%**
- Adult arrest total 1,709
- Juvenile arrest total 529
- Arrest rate per 100,000 population 1,688.78

Total Offenses - 5 year trend



Total Arrests - 5 year trend



Group "A" Offenses	Offenses		Arrests	
	# Reported	# Cleared	Adult	Juvenile
Murder	0	0	0	0
Negligent Manslaughter	0	0	0	0
Rape	29	7	3	0
Sodomy	6	3	1	0
Sexual Assault w/Obj	10	5	1	0
Fondling	31	13	4	0
Aggravated Assault	133	90	63	8
Simple Assault	645	293	117	47
Intimidation	151	45	10	17
Kidnapping	21	7	1	0
Incest	0	0	0	0
Statutory Rape	10	2	2	0
Human Trafficking, Commercial Sex Acts	0	0	0	0
Human Trafficking, Involuntary Servitude	0	0	0	0
Robbery	12	5	2	0
Burglary/Breaking and Entering	87	10	5	2
Larceny/Theft Offenses	709	162	99	65
Motor Vehicle Theft	57	8	1	4
Arson	10	2	2	0
Destruction Of Property	256	35	0	0
Counterfeiting/Forgery	51	7	2	2
Fraud Offenses	765	149	118	11
Embezzlement	44	17	4	0
Extortion/Blackmail	23	1	1	0
Bribery	0	0	0	0
Stolen Property Offenses	33	11	6	3
Drug/Narcotic Violations	524	440	334	53
Drug Equipment Violations	501	448	87	4
Gambling Offenses	0	0	0	0
Pornography/Obscene Material	18	6	2	0
Prostitution Offenses	6	0	0	0
Weapons Law Violations	102	52	17	8
Animal Cruelty	6	3	3	0
Total Group "A"	4,240	1,821	885	224

Group "B" Arrests	Arrests	
	Adult	Juvenile
Curfew/Loitering/Vagrancy Violations	1	46
Disorderly Conduct	34	6
DUI	483	4
Family Offenses, Nonviolent	11	0
Liquor Law Violations	36	43
Trespass of Real Property	31	5
All Other Offenses	228	201
Total Group "B"	824	305

Agency 2022 Crime Report

ADA County Sheriff's Office

Population: 137,877
County: Ada

Offense Overview

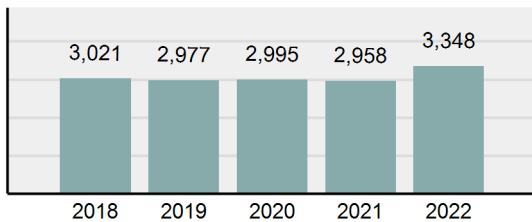
- Offense total 3,348
- % change from 2021 **13.18%**
- # of cleared offenses 1,927
- Percent cleared 57.56%
- Group "A" crime rate per 100,000 population 2,428.25
- Summary-based reporting crime rate per 100,000 populated is calculated for other state crime comparisons only 612.14

Arrest Overview

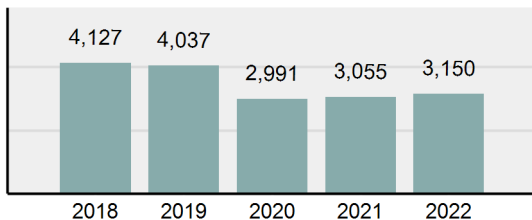
- Arrest total 3,150
- % change from 2021 **3.11%**
- Adult arrest total 2,772
- Juvenile arrest total 378
- Arrest rate per 100,000 population 2,284.65

Group "A" Offenses	Offenses		Arrests	
	# Reported	# Cleared	Adult	Juvenile
Murder	0	0	0	0
Negligent Manslaughter	0	0	0	0
Rape	41	25	8	3
Sodomy	11	8	2	2
Sexual Assault w/Obj	15	11	1	0
Fondling	36	17	1	5
Aggravated Assault	215	156	91	7
Simple Assault	658	474	95	58
Intimidation	193	121	35	27
Kidnapping	19	12	1	0
Incest	0	0	0	0
Statutory Rape	0	0	0	0
Human Trafficking, Commercial Sex Acts	1	0	0	0
Human Trafficking, Involuntary Servitude	0	0	0	0
Robbery	11	6	3	1
Burglary/Breaking and Entering	105	20	9	7
Larceny/Theft Offenses	425	117	41	20
Motor Vehicle Theft	40	10	2	3
Arson	7	4	2	0
Destruction Of Property	237	85	20	26
Counterfeiting/Forgery	35	15	8	0
Fraud Offenses	94	34	10	0
Embezzlement	11	6	4	1
Extortion/Blackmail	6	1	0	0
Bribery	0	0	0	0
Stolen Property Offenses	21	12	3	1
Drug/Narcotic Violations	568	393	324	41
Drug Equipment Violations	531	364	74	4
Gambling Offenses	0	0	0	0
Pornography/Obscene Material	24	11	2	7
Prostitution Offenses	1	0	0	0
Weapons Law Violations	40	23	3	9
Animal Cruelty	3	2	2	0
Total Group "A"	3,348	1,927	741	222

Total Offenses - 5 year trend



Total Arrests - 5 year trend



Group "B" Arrests	Arrests	
	Adult	Juvenile
Curfew/Loitering/Vagrancy Violations	0	7
Disorderly Conduct	14	5
DUI	363	8
Family Offenses, Nonviolent	18	0
Liquor Law Violations	47	40
Trespass of Real Property	14	4
All Other Offenses	1,575	92
Total Group "B"	2,031	156

Agency 2022 Crime Report



Ada County Total

Population: 521,752
County: Ada

Offense Overview

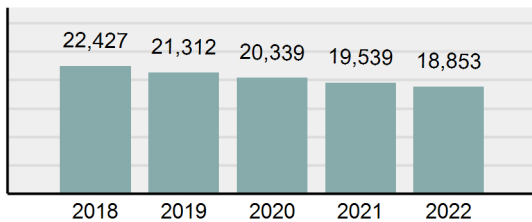
- Offense total 18,853
- % change from 2021 -3.51%
- # of cleared offenses 8,870
- Percent cleared 47.05%
- Group "A" crime rate per 100,000 population 3,613.40
- Summary-based reporting crime rate per 100,000 populated is calculated for other state crime comparisons only 1,088.83

Arrest Overview

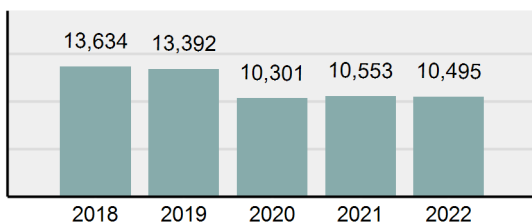
- Arrest total 10,495
- % change from 2021 -0.55%
- Adult arrest total 9,241
- Juvenile arrest total 1,254
- Arrest rate per 100,000 population 2,011.49

Group "A" Offenses	Offenses		Arrests	
	# Reported	# Cleared	Adult	Juvenile
Murder	3	3	3	0
Negligent Manslaughter	0	0	0	0
Rape	214	76	27	3
Sodomy	63	29	7	2
Sexual Assault w/Obj	63	34	9	1
Fondling	170	73	16	5
Aggravated Assault	773	512	321	28
Simple Assault	2,984	1,970	671	138
Intimidation	672	324	106	46
Kidnapping	66	33	3	0
Incest	2	2	1	0
Statutory Rape	10	2	2	0
Human Trafficking, Commercial Sex Acts	1	0	0	0
Human Trafficking, Involuntary Servitude	0	0	0	0
Robbery	72	34	24	7
Burglary/Breaking and Entering	534	82	45	14
Larceny/Theft Offenses	3,658	792	464	152
Motor Vehicle Theft	383	67	27	11
Arson	44	15	10	0
Destruction Of Property	1,470	278	80	37
Counterfeiting/Forgery	234	38	20	2
Fraud Offenses	2,081	350	238	17
Embezzlement	81	35	17	1
Extortion/Blackmail	81	2	1	0
Bribery	0	0	0	0
Stolen Property Offenses	114	62	18	6
Drug/Narcotic Violations	2,473	2,009	1532	143
Drug Equipment Violations	2,201	1,843	480	29
Gambling Offenses	0	0	0	0
Pornography/Obscene Material	98	34	12	7
Prostitution Offenses	15	3	3	0
Weapons Law Violations	283	162	57	23
Animal Cruelty	10	6	6	0
Total Group "A"	18,853	8,870	4,200	672

Total Offenses - 5 year trend



Total Arrests - 5 year trend



Group "B" Arrests	Arrests	
	Adult	Juvenile
Curfew/Loitering/Vagrancy Violations	1	72
Disorderly Conduct	350	20
DUI	1,576	15
Family Offenses, Nonviolent	48	0
Liquor Law Violations	223	95
Trespass of Real Property	200	15
All Other Offenses	2,643	365
Total Group "B"	5,041	582