

Agency 2022 Crime Report

ASHTON Police Department

Population: 957
County: Fremont

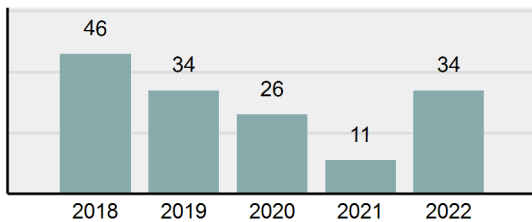
Offense Overview

- Offense total 34
- % change from 2021 **209.09%**
- # of cleared offenses 15
- Percent cleared 44.12%
- Group "A" crime rate per 100,000 population 3,552.77
- Summary-based reporting crime rate per 100,000 populated is calculated for other state crime comparisons only 1,149.43

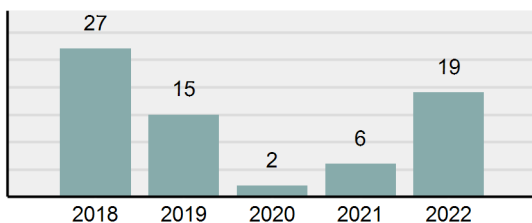
Arrest Overview

- Arrest total 19
- % change from 2021 **216.67%**
- Adult arrest total 19
- Juvenile arrest total 0
- Arrest rate per 100,000 population 1,985.37

Total Offenses - 5 year trend



Total Arrests - 5 year trend



Group "A" Offenses	Offenses		Arrests	
	# Reported	# Cleared	Adult	Juvenile
Murder	0	0	0	0
Negligent Manslaughter	0	0	0	0
Rape	0	0	0	0
Sodomy	0	0	0	0
Sexual Assault w/Obj	0	0	0	0
Fondling	1	0	0	0
Aggravated Assault	0	0	0	0
Simple Assault	3	1	1	0
Intimidation	0	0	0	0
Kidnapping	0	0	0	0
Incest	0	0	0	0
Statutory Rape	0	0	0	0
Human Trafficking, Commercial Sex Acts	0	0	0	0
Human Trafficking, Involuntary Servitude	0	0	0	0
Robbery	0	0	0	0
Burglary/Breaking and Entering	1	0	0	0
Larceny/Theft Offenses	8	1	1	0
Motor Vehicle Theft	2	0	0	0
Arson	0	0	0	0
Destruction Of Property	3	0	0	0
Counterfeiting/Forgery	0	0	0	0
Fraud Offenses	1	0	0	0
Embezzlement	0	0	0	0
Extortion/Blackmail	0	0	0	0
Bribery	0	0	0	0
Stolen Property Offenses	0	0	0	0
Drug/Narcotic Violations	7	7	9	0
Drug Equipment Violations	6	5	0	0
Gambling Offenses	0	0	0	0
Pornography/Obscene Material	1	0	0	0
Prostitution Offenses	0	0	0	0
Weapons Law Violations	1	1	1	0
Animal Cruelty	0	0	0	0
Total Group "A"	34	15	12	0

Group "B" Arrests	Arrests	
	Adult	Juvenile
Curfew/Loitering/Vagrancy Violations	0	0
Disorderly Conduct	0	0
DUI	2	0
Family Offenses, Nonviolent	0	0
Liquor Law Violations	0	0
Trespass of Real Property	0	0
All Other Offenses	5	0
Total Group "B"	7	0

Agency 2022 Crime Report

ST. ANTHONY Police Department

Population: 3,809
County: Fremont

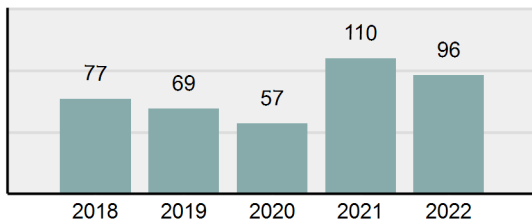
Offense Overview

- Offense total 96
- % change from 2021 -12.73%
- # of cleared offenses 67
- Percent cleared 69.79%
- Group "A" crime rate per 100,000 population 2,520.35
- Summary-based reporting crime rate per 100,000 populated is calculated for other state crime comparisons only 472.56

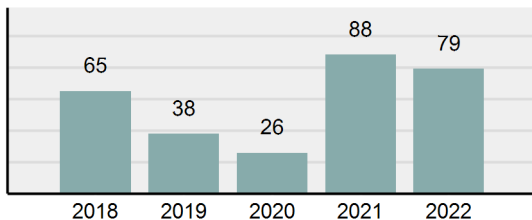
Arrest Overview

- Arrest total 79
- % change from 2021 -10.23%
- Adult arrest total 74
- Juvenile arrest total 5
- Arrest rate per 100,000 population 2,074.04

Total Offenses - 5 year trend



Total Arrests - 5 year trend



Group "A" Offenses	Offenses		Arrests	
	# Reported	# Cleared	Adult	Juvenile
Murder	0	0	0	0
Negligent Manslaughter	0	0	0	0
Rape	1	0	0	0
Sodomy	0	0	0	0
Sexual Assault w/Obj	0	0	0	0
Fondling	2	2	1	0
Aggravated Assault	4	2	2	0
Simple Assault	14	11	5	1
Intimidation	3	3	1	0
Kidnapping	0	0	0	0
Incest	0	0	0	0
Statutory Rape	0	0	0	0
Human Trafficking, Commercial Sex Acts	0	0	0	0
Human Trafficking, Involuntary Servitude	0	0	0	0
Robbery	0	0	0	0
Burglary/Breaking and Entering	2	0	0	0
Larceny/Theft Offenses	11	5	2	0
Motor Vehicle Theft	0	0	0	0
Arson	0	0	0	0
Destruction Of Property	4	0	0	0
Counterfeiting/Forgery	0	0	0	0
Fraud Offenses	2	0	0	0
Embezzlement	0	0	0	0
Extortion/Blackmail	0	0	0	0
Bribery	0	0	0	0
Stolen Property Offenses	0	0	0	0
Drug/Narcotic Violations	28	24	18	1
Drug Equipment Violations	24	19	6	2
Gambling Offenses	0	0	0	0
Pornography/Obscene Material	0	0	0	0
Prostitution Offenses	0	0	0	0
Weapons Law Violations	1	1	0	0
Animal Cruelty	0	0	0	0
Total Group "A"	96	67	35	4

Group "B" Arrests	Arrests	
	Adult	Juvenile
Curfew/Loitering/Vagrancy Violations	0	0
Disorderly Conduct	0	0
DUI	19	1
Family Offenses, Nonviolent	1	0
Liquor Law Violations	0	0
Trespass of Real Property	0	0
All Other Offenses	19	0
Total Group "B"	39	1

Agency 2022 Crime Report

FREMONT County Sheriff's Office

Population: 8,899
County: Fremont

Offense Overview

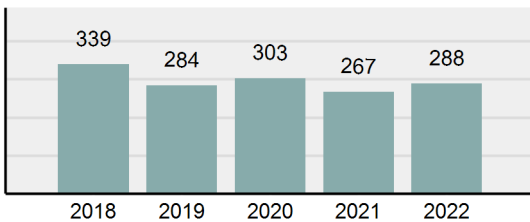
- Offense total 288
- % change from 2021 7.87%
- # of cleared offenses 196
- Percent cleared 68.06%
- Group "A" crime rate per 100,000 population 3,236.32
- Summary-based reporting crime rate per 100,000 populated is calculated for other state crime comparisons only 573.10

Arrest Overview

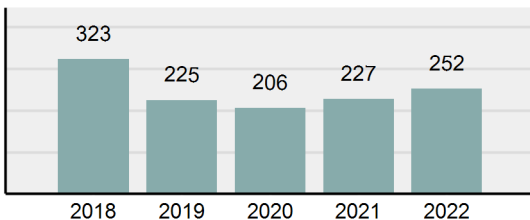
- Arrest total 252
- % change from 2021 11.01%
- Adult arrest total 220
- Juvenile arrest total 32
- Arrest rate per 100,000 population 2,831.78

Group "A" Offenses	Offenses		Arrests	
	# Reported	# Cleared	Adult	Juvenile
Murder	0	0	0	0
Negligent Manslaughter	0	0	0	0
Rape	2	1	0	0
Sodomy	0	0	0	0
Sexual Assault w/Obj	0	0	0	0
Fondling	3	3	0	2
Aggravated Assault	4	4	2	2
Simple Assault	39	26	7	8
Intimidation	1	1	0	0
Kidnapping	0	0	0	0
Incest	0	0	0	0
Statutory Rape	0	0	0	0
Human Trafficking, Commercial Sex Acts	0	0	0	0
Human Trafficking, Involuntary Servitude	0	0	0	0
Robbery	0	0	0	0
Burglary/Breaking and Entering	5	2	1	1
Larceny/Theft Offenses	34	9	3	2
Motor Vehicle Theft	6	2	1	0
Arson	0	0	0	0
Destruction Of Property	18	4	1	5
Counterfeiting/Forgery	2	2	1	0
Fraud Offenses	13	3	1	0
Embezzlement	0	0	0	0
Extortion/Blackmail	0	0	0	0
Bribery	0	0	0	0
Stolen Property Offenses	0	0	0	0
Drug/Narcotic Violations	84	71	62	1
Drug Equipment Violations	73	65	10	0
Gambling Offenses	0	0	0	0
Pornography/Obscene Material	1	0	0	0
Prostitution Offenses	0	0	0	0
Weapons Law Violations	3	3	2	1
Animal Cruelty	0	0	0	0
Total Group "A"	288	196	91	22

Total Offenses - 5 year trend



Total Arrests - 5 year trend



Group "B" Arrests	Arrests	
	Adult	Juvenile
Curfew/Loitering/Vagrancy Violations	0	0
Disorderly Conduct	0	0
DUI	59	1
Family Offenses, Nonviolent	4	0
Liquor Law Violations	6	0
Trespass of Real Property	1	0
All Other Offenses	59	9
Total Group "B"	129	10

Agency 2022 Crime Report



Fremont County Total

Population: 13,665
County: Fremont

Offense Overview

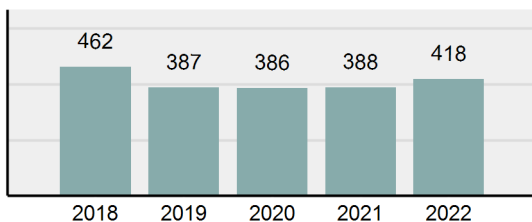
- Offense total 418
- % change from 2021 **7.73%**
- # of cleared offenses 278
- Percent cleared 66.51%
- Group "A" crime rate per 100,000 population 3,058.91
- Summary-based reporting crime rate per 100,000 populated is calculated for other state crime comparisons only 585.44

Arrest Overview

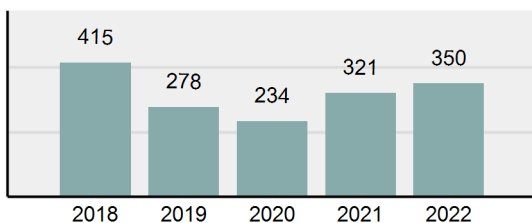
- Arrest total 350
- % change from 2021 **9.03%**
- Adult arrest total 313
- Juvenile arrest total 37
- Arrest rate per 100,000 population 2,561.29

Group "A" Offenses	Offenses		Arrests	
	# Reported	# Cleared	Adult	Juvenile
Murder	0	0	0	0
Negligent Manslaughter	0	0	0	0
Rape	3	1	0	0
Sodomy	0	0	0	0
Sexual Assault w/Obj	0	0	0	0
Fondling	6	5	1	2
Aggravated Assault	8	6	4	2
Simple Assault	56	38	13	9
Intimidation	4	4	1	0
Kidnapping	0	0	0	0
Incest	0	0	0	0
Statutory Rape	0	0	0	0
Human Trafficking, Commercial Sex Acts	0	0	0	0
Human Trafficking, Involuntary Servitude	0	0	0	0
Robbery	0	0	0	0
Burglary/Breaking and Entering	8	2	1	1
Larceny/Theft Offenses	53	15	6	2
Motor Vehicle Theft	8	2	1	0
Arson	0	0	0	0
Destruction Of Property	25	4	1	5
Counterfeiting/Forgery	2	2	1	0
Fraud Offenses	16	3	1	0
Embezzlement	0	0	0	0
Extortion/Blackmail	0	0	0	0
Bribery	0	0	0	0
Stolen Property Offenses	0	0	0	0
Drug/Narcotic Violations	119	102	89	2
Drug Equipment Violations	103	89	16	2
Gambling Offenses	0	0	0	0
Pornography/Obscene Material	2	0	0	0
Prostitution Offenses	0	0	0	0
Weapons Law Violations	5	5	3	1
Animal Cruelty	0	0	0	0
Total Group "A"	418	278	138	26

Total Offenses - 5 year trend



Total Arrests - 5 year trend



Group "B" Arrests	Arrests	
	Adult	Juvenile
Curfew/Loitering/Vagrancy Violations	0	0
Disorderly Conduct	0	0
DUI	80	2
Family Offenses, Nonviolent	5	0
Liquor Law Violations	6	0
Trespass of Real Property	1	0
All Other Offenses	83	9
Total Group "B"	175	11