

Agency 2022 Crime Report

JEROME Police Department

Population: 12,806
County: Jerome

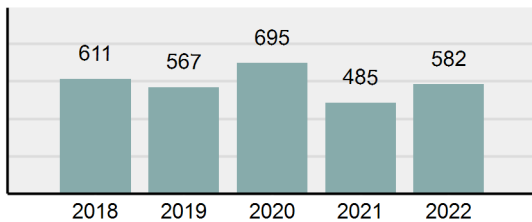
Offense Overview

- Offense total 582
- % change from 2021 **20%**
- # of cleared offenses 345
- Percent cleared 59.28%
- Group "A" crime rate per 100,000 population 4,544.74
- Summary-based reporting crime rate per 100,000 populated is calculated for other state crime comparisons only 1,397.78

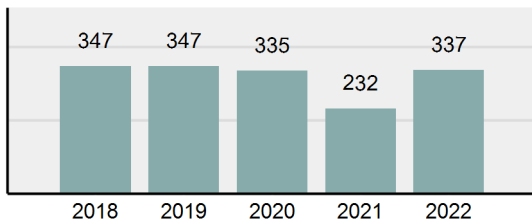
Arrest Overview

- Arrest total 337
- % change from 2021 **45.26%**
- Adult arrest total 273
- Juvenile arrest total 64
- Arrest rate per 100,000 population 2,631.58

Total Offenses - 5 year trend



Total Arrests - 5 year trend



Group "A" Offenses	Offenses		Arrests	
	# Reported	# Cleared	Adult	Juvenile
Murder	0	0	0	0
Negligent Manslaughter	0	0	0	0
Rape	10	7	2	0
Sodomy	2	0	1	0
Sexual Assault w/Obj	1	1	0	0
Fondling	8	6	4	0
Aggravated Assault	34	23	17	2
Simple Assault	57	49	10	19
Intimidation	12	11	8	0
Kidnapping	3	3	0	0
Incest	1	0	0	0
Statutory Rape	1	1	0	0
Human Trafficking, Commercial Sex Acts	0	0	0	0
Human Trafficking, Involuntary Servitude	0	0	0	0
Robbery	1	0	0	0
Burglary/Breaking and Entering	11	4	2	1
Larceny/Theft Offenses	106	43	29	6
Motor Vehicle Theft	16	2	1	0
Arson	1	0	0	0
Destruction Of Property	100	15	4	1
Counterfeiting/Forgery	5	1	1	0
Fraud Offenses	39	15	11	0
Embezzlement	3	2	1	0
Extortion/Blackmail	1	0	0	0
Bribery	0	0	0	0
Stolen Property Offenses	1	1	0	0
Drug/Narcotic Violations	87	85	62	19
Drug Equipment Violations	70	68	24	2
Gambling Offenses	0	0	0	0
Pornography/Obscene Material	2	1	0	0
Prostitution Offenses	0	0	0	0
Weapons Law Violations	10	7	3	1
Animal Cruelty	0	0	0	0
Total Group "A"	582	345	180	51

Group "B" Arrests	Arrests	
	Adult	Juvenile
Curfew/Loitering/Vagrancy Violations	0	0
Disorderly Conduct	4	0
DUI	60	1
Family Offenses, Nonviolent	2	0
Liquor Law Violations	3	0
Trespass of Real Property	3	1
All Other Offenses	21	11
Total Group "B"	93	13

Agency 2022 Crime Report

JEROME County Sheriff's Office

Population: 12,088
County: Jerome

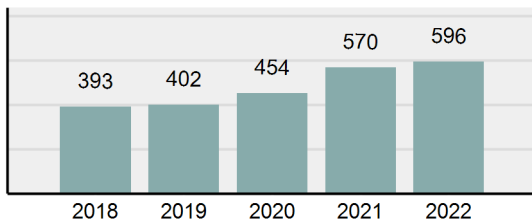
Offense Overview

- Offense total 596
- % change from 2021 **4.56%**
- # of cleared offenses 356
- Percent cleared 59.73%
- Group "A" crime rate per 100,000 population 4,930.51
- Summary-based reporting crime rate per 100,000 populated is calculated for other state crime comparisons only 1,340.17

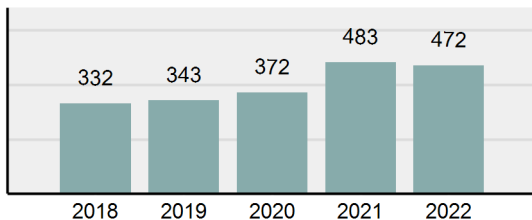
Arrest Overview

- Arrest total 472
- % change from 2021 **-2.28%**
- Adult arrest total 439
- Juvenile arrest total 33
- Arrest rate per 100,000 population 3,904.70

Total Offenses - 5 year trend



Total Arrests - 5 year trend



Group "A" Offenses	Offenses		Arrests	
	# Reported	# Cleared	Adult	Juvenile
Murder	0	0	0	0
Negligent Manslaughter	0	0	0	0
Rape	6	3	2	0
Sodomy	0	0	0	0
Sexual Assault w/Obj	0	0	0	0
Fondling	10	7	5	0
Aggravated Assault	24	18	10	2
Simple Assault	53	26	14	2
Intimidation	2	0	0	0
Kidnapping	0	0	0	0
Incest	0	0	0	0
Statutory Rape	0	0	0	0
Human Trafficking, Commercial Sex Acts	0	0	0	0
Human Trafficking, Involuntary Servitude	0	0	0	0
Robbery	1	0	0	0
Burglary/Breaking and Entering	30	3	0	0
Larceny/Theft Offenses	72	15	10	1
Motor Vehicle Theft	28	10	1	0
Arson	1	0	0	0
Destruction Of Property	42	7	5	0
Counterfeiting/Forgery	3	0	0	0
Fraud Offenses	25	6	2	1
Embezzlement	1	1	0	0
Extortion/Blackmail	0	0	0	0
Bribery	0	0	0	0
Stolen Property Offenses	5	0	0	0
Drug/Narcotic Violations	144	129	126	9
Drug Equipment Violations	130	118	16	2
Gambling Offenses	0	0	0	0
Pornography/Obscene Material	4	1	0	1
Prostitution Offenses	0	0	0	0
Weapons Law Violations	15	12	6	0
Animal Cruelty	0	0	0	0
Total Group "A"	596	356	197	18

Group "B" Arrests	Arrests	
	Adult	Juvenile
Curfew/Loitering/Vagrancy Violations	0	0
Disorderly Conduct	6	0
DUI	42	0
Family Offenses, Nonviolent	0	0
Liquor Law Violations	8	0
Trespass of Real Property	2	0
All Other Offenses	184	15
Total Group "B"	242	15

Agency 2022 Crime Report



Jerome County Total

Population: 24,894
County: Jerome

Offense Overview

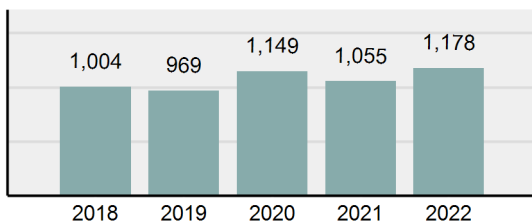
- Offense total 1,178
- % change from 2021 **11.66%**
- # of cleared offenses 701
- Percent cleared 59.51%
- Group "A" crime rate per 100,000 population 4,732.06
- Summary-based reporting crime rate per 100,000 populated is calculated for other state crime comparisons only 1,369.81

Arrest Overview

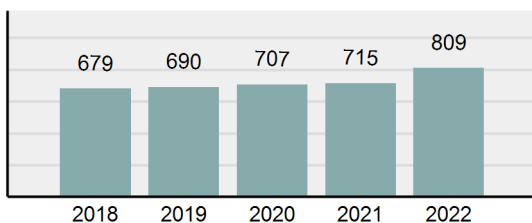
- Arrest total 809
- % change from 2021 **13.15%**
- Adult arrest total 712
- Juvenile arrest total 97
- Arrest rate per 100,000 population 3,249.78

Group "A" Offenses	Offenses		Arrests	
	# Reported	# Cleared	Adult	Juvenile
Murder	0	0	0	0
Negligent Manslaughter	0	0	0	0
Rape	16	10	4	0
Sodomy	2	0	1	0
Sexual Assault w/Obj	1	1	0	0
Fondling	18	13	9	0
Aggravated Assault	58	41	27	4
Simple Assault	110	75	24	21
Intimidation	14	11	8	0
Kidnapping	3	3	0	0
Incest	1	0	0	0
Statutory Rape	1	1	0	0
Human Trafficking, Commercial Sex Acts	0	0	0	0
Human Trafficking, Involuntary Servitude	0	0	0	0
Robbery	2	0	0	0
Burglary/Breaking and Entering	41	7	2	1
Larceny/Theft Offenses	178	58	39	7
Motor Vehicle Theft	44	12	2	0
Arson	2	0	0	0
Destruction Of Property	142	22	9	1
Counterfeiting/Forgery	8	1	1	0
Fraud Offenses	64	21	13	1
Embezzlement	4	3	1	0
Extortion/Blackmail	1	0	0	0
Bribery	0	0	0	0
Stolen Property Offenses	6	1	0	0
Drug/Narcotic Violations	231	214	188	28
Drug Equipment Violations	200	186	40	4
Gambling Offenses	0	0	0	0
Pornography/Obscene Material	6	2	0	1
Prostitution Offenses	0	0	0	0
Weapons Law Violations	25	19	9	1
Animal Cruelty	0	0	0	0
Total Group "A"	1,178	701	377	69

Total Offenses - 5 year trend



Total Arrests - 5 year trend



Group "B" Arrests	Arrests	
	Adult	Juvenile
Curfew/Loitering/Vagrancy Violations	0	0
Disorderly Conduct	10	0
DUI	102	1
Family Offenses, Nonviolent	2	0
Liquor Law Violations	11	0
Trespass of Real Property	5	1
All Other Offenses	205	26
Total Group "B"	335	28