

Agency 2022 Crime Report

REXBURG Police Department

Population: 35,711
County: Madison

Offense Overview

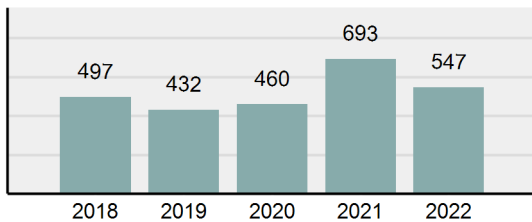
- Offense total 547
- % change from 2021 -21.07%
- # of cleared offenses 290
- Percent cleared 53.02%
- Group "A" crime rate per 100,000 population 1,531.74
- Summary-based reporting crime rate per 100,000 populated is calculated for other state crime comparisons only 546.05

Arrest Overview

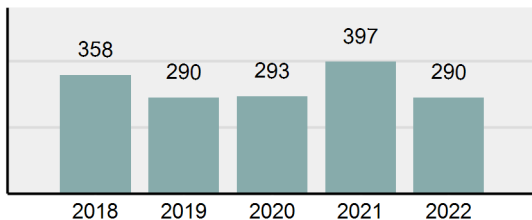
- Arrest total 290
- % change from 2021 -26.95%
- Adult arrest total 253
- Juvenile arrest total 37
- Arrest rate per 100,000 population 812.07

Group "A" Offenses	Offenses		Arrests	
	# Reported	# Cleared	Adult	Juvenile
Murder	1	1	0	0
Negligent Manslaughter	0	0	0	0
Rape	10	9	0	1
Sodomy	0	0	0	0
Sexual Assault w/Obj	0	0	0	0
Fondling	6	4	1	0
Aggravated Assault	25	21	10	1
Simple Assault	43	40	28	6
Intimidation	5	2	1	0
Kidnapping	0	0	0	0
Incest	0	0	0	0
Statutory Rape	2	2	0	0
Human Trafficking, Commercial Sex Acts	0	0	0	0
Human Trafficking, Involuntary Servitude	0	0	0	0
Robbery	0	0	0	0
Burglary/Breaking and Entering	12	8	21	1
Larceny/Theft Offenses	142	42	9	2
Motor Vehicle Theft	4	3	0	1
Arson	1	0	1	0
Destruction Of Property	83	17	9	1
Counterfeiting/Forgery	2	2	1	0
Fraud Offenses	57	2	3	0
Embezzlement	0	0	0	0
Extortion/Blackmail	14	0	0	0
Bribery	0	0	0	0
Stolen Property Offenses	3	3	3	2
Drug/Narcotic Violations	61	60	51	4
Drug Equipment Violations	70	68	18	1
Gambling Offenses	0	0	0	0
Pornography/Obscene Material	1	1	0	1
Prostitution Offenses	0	0	0	0
Weapons Law Violations	5	5	1	1
Animal Cruelty	0	0	0	0
Total Group "A"	547	290	157	22

Total Offenses - 5 year trend



Total Arrests - 5 year trend



Group "B" Arrests	Arrests	
	Adult	Juvenile
Curfew/Loitering/Vagrancy Violations	0	0
Disorderly Conduct	4	10
DUI	23	0
Family Offenses, Nonviolent	1	0
Liquor Law Violations	7	1
Trespass of Real Property	8	0
All Other Offenses	53	4
Total Group "B"	96	15

Agency 2022 Crime Report

MADISON County Sheriff's Office

Population: 18,722
County: Madison

Offense Overview

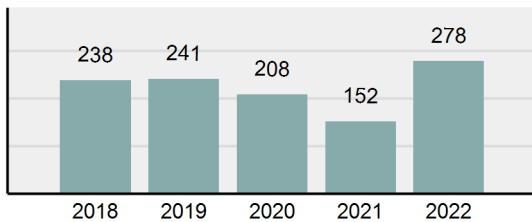
- Offense total 278
- % change from 2021 **82.89%**
- # of cleared offenses 180
- Percent cleared 64.75%
- Group "A" crime rate per 100,000 population 1,484.88
- Summary-based reporting crime rate per 100,000 populated is calculated for other state crime comparisons only 202.97

Arrest Overview

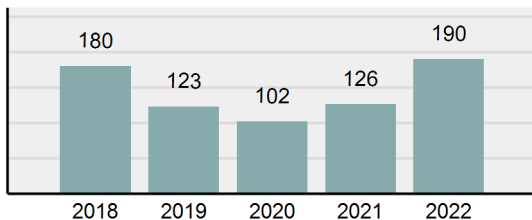
- Arrest total 190
- % change from 2021 **50.79%**
- Adult arrest total 165
- Juvenile arrest total 25
- Arrest rate per 100,000 population 1,014.85

Group "A" Offenses	Offenses		Arrests	
	# Reported	# Cleared	Adult	Juvenile
Murder	0	0	0	0
Negligent Manslaughter	0	0	0	0
Rape	4	1	0	0
Sodomy	0	0	0	0
Sexual Assault w/Obj	0	0	0	0
Fondling	7	1	1	0
Aggravated Assault	9	7	1	0
Simple Assault	19	12	4	6
Intimidation	5	1	0	0
Kidnapping	0	0	0	0
Incest	2	0	0	0
Statutory Rape	0	0	0	0
Human Trafficking, Commercial Sex Acts	0	0	0	0
Human Trafficking, Involuntary Servitude	0	0	0	0
Robbery	0	0	0	0
Burglary/Breaking and Entering	3	0	0	0
Larceny/Theft Offenses	18	1	1	0
Motor Vehicle Theft	4	1	1	0
Arson	0	0	0	0
Destruction Of Property	21	4	0	1
Counterfeiting/Forgery	0	0	0	0
Fraud Offenses	12	1	0	0
Embezzlement	0	0	0	0
Extortion/Blackmail	0	0	0	0
Bribery	0	0	0	0
Stolen Property Offenses	2	2	1	0
Drug/Narcotic Violations	90	77	61	3
Drug Equipment Violations	80	71	27	3
Gambling Offenses	0	0	0	0
Pornography/Obscene Material	0	0	0	0
Prostitution Offenses	0	0	0	0
Weapons Law Violations	2	1	0	0
Animal Cruelty	0	0	0	0
Total Group "A"	278	180	97	13

Total Offenses - 5 year trend



Total Arrests - 5 year trend



Group "B" Arrests	Arrests	
	Adult	Juvenile
Curfew/Loitering/Vagrancy Violations	0	0
Disorderly Conduct	0	0
DUI	47	3
Family Offenses, Nonviolent	0	0
Liquor Law Violations	4	3
Trespass of Real Property	0	0
All Other Offenses	17	6
Total Group "B"	68	12

Agency 2022 Crime Report



Madison County Total

Population: 54,433
County: Madison

Offense Overview

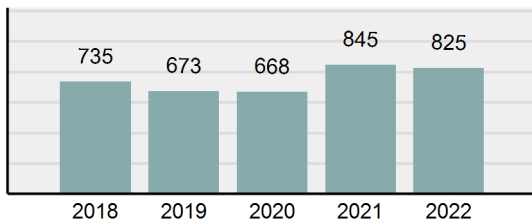
- Offense total 825
- % change from 2021 -2.37%
- # of cleared offenses 470
- Percent cleared 56.97%
- Group "A" crime rate per 100,000 population 1,515.62
- Summary-based reporting crime rate per 100,000 populated is calculated for other state crime comparisons only 428.05

Arrest Overview

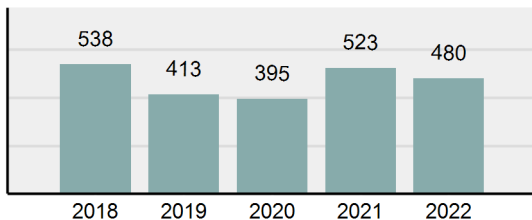
- Arrest total 480
- % change from 2021 -8.22%
- Adult arrest total 418
- Juvenile arrest total 62
- Arrest rate per 100,000 population 881.82

Group "A" Offenses	Offenses		Arrests	
	# Reported	# Cleared	Adult	Juvenile
Murder	1	1	0	0
Negligent Manslaughter	0	0	0	0
Rape	14	10	0	1
Sodomy	0	0	0	0
Sexual Assault w/Obj	0	0	0	0
Fondling	13	5	2	0
Aggravated Assault	34	28	11	1
Simple Assault	62	52	32	12
Intimidation	10	3	1	0
Kidnapping	0	0	0	0
Incest	2	0	0	0
Statutory Rape	2	2	0	0
Human Trafficking, Commercial Sex Acts	0	0	0	0
Human Trafficking, Involuntary Servitude	0	0	0	0
Robbery	0	0	0	0
Burglary/Breaking and Entering	15	8	21	1
Larceny/Theft Offenses	160	43	10	2
Motor Vehicle Theft	8	4	1	1
Arson	1	0	1	0
Destruction Of Property	104	21	9	2
Counterfeiting/Forgery	2	2	1	0
Fraud Offenses	69	3	3	0
Embezzlement	0	0	0	0
Extortion/Blackmail	14	0	0	0
Bribery	0	0	0	0
Stolen Property Offenses	5	5	4	2
Drug/Narcotic Violations	151	137	112	7
Drug Equipment Violations	150	139	45	4
Gambling Offenses	0	0	0	0
Pornography/Obscene Material	1	1	0	1
Prostitution Offenses	0	0	0	0
Weapons Law Violations	7	6	1	1
Animal Cruelty	0	0	0	0
Total Group "A"	825	470	254	35

Total Offenses - 5 year trend



Total Arrests - 5 year trend



Group "B" Arrests	Arrests	
	Adult	Juvenile
Curfew/Loitering/Vagrancy Violations	0	0
Disorderly Conduct	4	10
DUI	70	3
Family Offenses, Nonviolent	1	0
Liquor Law Violations	11	4
Trespass of Real Property	8	0
All Other Offenses	70	10
Total Group "B"	164	27