

Agency 2022 Crime Report

HEYBURN Police Department

Population: 3,684
County: Minidoka

Offense Overview

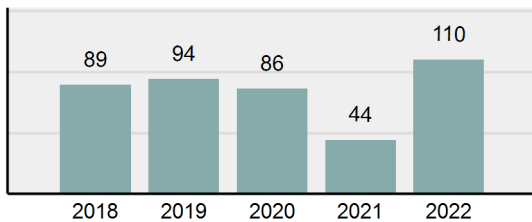
- Offense total 110
- % change from 2021 **150%**
- # of cleared offenses 19
- Percent cleared 17.27%
- Group "A" crime rate per 100,000 population 2,985.88
- Summary-based reporting crime rate per 100,000 populated is calculated for other state crime comparisons only 1,465.80

Arrest Overview

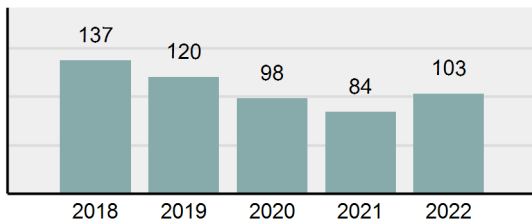
- Arrest total 103
- % change from 2021 **22.62%**
- Adult arrest total 87
- Juvenile arrest total 16
- Arrest rate per 100,000 population 2,795.87

Group "A" Offenses	Offenses		Arrests	
	# Reported	# Cleared	Adult	Juvenile
Murder	1	0	0	0
Negligent Manslaughter	0	0	0	0
Rape	5	0	0	0
Sodomy	0	0	0	0
Sexual Assault w/Obj	0	0	0	0
Fondling	2	0	0	0
Aggravated Assault	10	1	0	0
Simple Assault	13	2	1	0
Intimidation	3	1	0	0
Kidnapping	1	0	0	0
Incest	0	0	0	0
Statutory Rape	0	0	0	0
Human Trafficking, Commercial Sex Acts	0	0	0	0
Human Trafficking, Involuntary Servitude	0	0	0	0
Robbery	1	1	1	0
Burglary/Breaking and Entering	1	0	0	0
Larceny/Theft Offenses	31	4	3	1
Motor Vehicle Theft	5	0	0	0
Arson	0	0	0	0
Destruction Of Property	10	0	0	0
Counterfeiting/Forgery	1	0	0	0
Fraud Offenses	3	0	0	0
Embezzlement	0	0	0	0
Extortion/Blackmail	0	0	0	0
Bribery	0	0	0	0
Stolen Property Offenses	1	0	0	0
Drug/Narcotic Violations	16	8	6	2
Drug Equipment Violations	5	2	1	0
Gambling Offenses	0	0	0	0
Pornography/Obscene Material	1	0	0	0
Prostitution Offenses	0	0	0	0
Weapons Law Violations	0	0	0	0
Animal Cruelty	0	0	0	0
Total Group "A"	110	19	12	3

Total Offenses - 5 year trend



Total Arrests - 5 year trend



Group "B" Arrests	Arrests	
	Adult	Juvenile
Curfew/Loitering/Vagrancy Violations	0	0
Disorderly Conduct	2	0
DUI	31	2
Family Offenses, Nonviolent	5	0
Liquor Law Violations	2	0
Trespass of Real Property	2	0
All Other Offenses	33	11
Total Group "B"	75	13

Agency 2022 Crime Report

RUPERT Police Department

Population: 6,107
County: Minidoka

Offense Overview

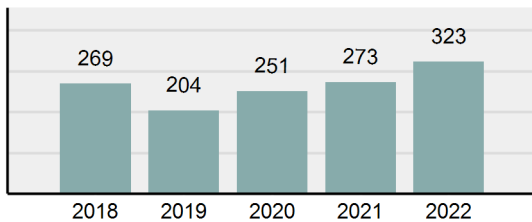
- Offense total 323
- % change from 2021 **18.32%**
- # of cleared offenses 140
- Percent cleared 43.34%
- Group "A" crime rate per 100,000 population 5,289.01
- Summary-based reporting crime rate per 100,000 populated is calculated for other state crime comparisons only 1,457.34

Arrest Overview

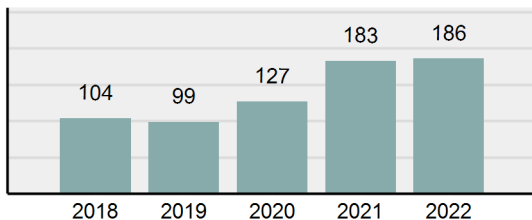
- Arrest total 186
- % change from 2021 **1.64%**
- Adult arrest total 147
- Juvenile arrest total 39
- Arrest rate per 100,000 population 3,045.69

Group "A" Offenses	Offenses		Arrests	
	# Reported	# Cleared	Adult	Juvenile
Murder	0	0	0	0
Negligent Manslaughter	0	0	0	0
Rape	1	0	0	0
Sodomy	0	0	0	0
Sexual Assault w/Obj	0	0	0	0
Fondling	12	7	4	0
Aggravated Assault	14	9	4	2
Simple Assault	78	39	9	7
Intimidation	4	1	0	0
Kidnapping	0	0	0	0
Incest	0	0	1	0
Statutory Rape	1	1	0	0
Human Trafficking, Commercial Sex Acts	0	0	0	0
Human Trafficking, Involuntary Servitude	0	0	0	0
Robbery	2	0	0	0
Burglary/Breaking and Entering	8	0	0	0
Larceny/Theft Offenses	56	16	6	6
Motor Vehicle Theft	8	2	0	0
Arson	0	0	0	0
Destruction Of Property	50	11	3	6
Counterfeiting/Forgery	4	0	0	0
Fraud Offenses	17	0	0	0
Embezzlement	0	0	0	0
Extortion/Blackmail	0	0	0	0
Bribery	0	0	0	0
Stolen Property Offenses	0	0	0	0
Drug/Narcotic Violations	32	27	18	8
Drug Equipment Violations	28	22	2	1
Gambling Offenses	0	0	0	0
Pornography/Obscene Material	5	3	1	0
Prostitution Offenses	0	0	0	0
Weapons Law Violations	2	2	0	0
Animal Cruelty	1	0	0	0
Total Group "A"	323	140	48	30

Total Offenses - 5 year trend



Total Arrests - 5 year trend



Group "B" Arrests	Arrests	
	Adult	Juvenile
Curfew/Loitering/Vagrancy Violations	0	0
Disorderly Conduct	0	0
DUI	28	1
Family Offenses, Nonviolent	3	0
Liquor Law Violations	0	0
Trespass of Real Property	2	0
All Other Offenses	66	8
Total Group "B"	99	9

Agency 2022 Crime Report

MINIDOKA County Sheriff's Office

Population: 12,258
County: Minidoka

Offense Overview

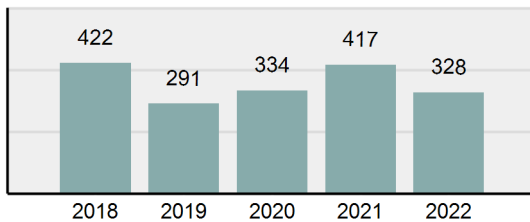
- Offense total 328
- % change from 2021 **-21.34%**
- # of cleared offenses 176
- Percent cleared 53.66%
- Group "A" crime rate per 100,000 population 2,675.80
- Summary-based reporting crime rate per 100,000 populated is calculated for other state crime comparisons only 987.11

Arrest Overview

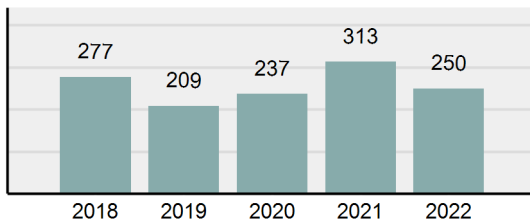
- Arrest total 250
- % change from 2021 **-20.13%**
- Adult arrest total 202
- Juvenile arrest total 48
- Arrest rate per 100,000 population 2,039.48

Group "A" Offenses	Offenses		Arrests	
	# Reported	# Cleared	Adult	Juvenile
Murder	1	0	0	0
Negligent Manslaughter	0	0	0	0
Rape	2	1	0	0
Sodomy	0	0	0	0
Sexual Assault w/Obj	0	0	0	0
Fondling	12	7	0	0
Aggravated Assault	12	10	6	1
Simple Assault	44	29	10	2
Intimidation	1	0	0	0
Kidnapping	0	0	0	0
Incest	0	0	0	0
Statutory Rape	0	0	0	0
Human Trafficking, Commercial Sex Acts	0	0	0	0
Human Trafficking, Involuntary Servitude	0	0	0	0
Robbery	1	1	0	0
Burglary/Breaking and Entering	27	1	1	0
Larceny/Theft Offenses	62	17	5	4
Motor Vehicle Theft	16	7	0	1
Arson	0	0	0	0
Destruction Of Property	20	6	1	5
Counterfeiting/Forgery	1	0	0	0
Fraud Offenses	14	2	2	0
Embezzlement	0	0	0	0
Extortion/Blackmail	0	0	0	0
Bribery	0	0	0	0
Stolen Property Offenses	3	0	0	0
Drug/Narcotic Violations	61	52	46	14
Drug Equipment Violations	45	40	8	0
Gambling Offenses	0	0	0	0
Pornography/Obscene Material	2	0	0	0
Prostitution Offenses	0	0	0	0
Weapons Law Violations	4	3	2	1
Animal Cruelty	0	0	0	0
Total Group "A"	328	176	81	28

Total Offenses - 5 year trend



Total Arrests - 5 year trend



Group "B" Arrests	Arrests	
	Adult	Juvenile
Curfew/Loitering/Vagrancy Violations	0	0
Disorderly Conduct	0	0
DUI	44	2
Family Offenses, Nonviolent	1	0
Liquor Law Violations	2	0
Trespass of Real Property	3	0
All Other Offenses	71	18
Total Group "B"	121	20

Agency 2022 Crime Report

Minidoka County Total

Population: 22,049
County: Minidoka

Offense Overview

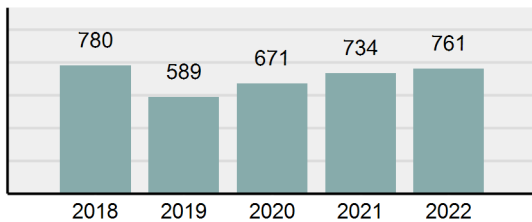
- Offense total 761
- % change from 2021 **3.68%**
- # of cleared offenses 335
- Percent cleared 44.02%
- Group "A" crime rate per 100,000 population 3,451.40
- Summary-based reporting crime rate per 100,000 populated is calculated for other state crime comparisons only 1,197.33

Arrest Overview

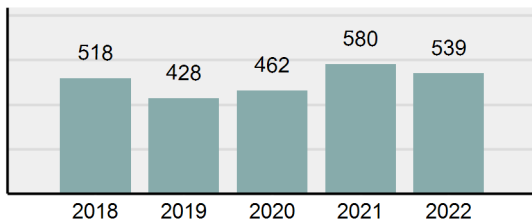
- Arrest total 539
- % change from 2021 **-7.07%**
- Adult arrest total 436
- Juvenile arrest total 103
- Arrest rate per 100,000 population 2,444.56

Group "A" Offenses	Offenses		Arrests	
	# Reported	# Cleared	Adult	Juvenile
Murder	2	0	0	0
Negligent Manslaughter	0	0	0	0
Rape	8	1	0	0
Sodomy	0	0	0	0
Sexual Assault w/Obj	0	0	0	0
Fondling	26	14	4	0
Aggravated Assault	36	20	10	3
Simple Assault	135	70	20	9
Intimidation	8	2	0	0
Kidnapping	1	0	0	0
Incest	0	0	1	0
Statutory Rape	1	1	0	0
Human Trafficking, Commercial Sex Acts	0	0	0	0
Human Trafficking, Involuntary Servitude	0	0	0	0
Robbery	4	2	1	0
Burglary/Breaking and Entering	36	1	1	0
Larceny/Theft Offenses	149	37	14	11
Motor Vehicle Theft	29	9	0	1
Arson	0	0	0	0
Destruction Of Property	80	17	4	11
Counterfeiting/Forgery	6	0	0	0
Fraud Offenses	34	2	2	0
Embezzlement	0	0	0	0
Extortion/Blackmail	0	0	0	0
Bribery	0	0	0	0
Stolen Property Offenses	4	0	0	0
Drug/Narcotic Violations	109	87	70	24
Drug Equipment Violations	78	64	11	1
Gambling Offenses	0	0	0	0
Pornography/Obscene Material	8	3	1	0
Prostitution Offenses	0	0	0	0
Weapons Law Violations	6	5	2	1
Animal Cruelty	1	0	0	0
Total Group "A"	761	335	141	61

Total Offenses - 5 year trend



Total Arrests - 5 year trend



Group "B" Arrests	Arrests	
	Adult	Juvenile
Curfew/Loitering/Vagrancy Violations	0	0
Disorderly Conduct	2	0
DUI	103	5
Family Offenses, Nonviolent	9	0
Liquor Law Violations	4	0
Trespass of Real Property	7	0
All Other Offenses	170	37
Total Group "B"	295	42