

---

# Hate Crime In Idaho



Burley, ID. By Chiu-yi Lin

# Hate Crime in Idaho for 2022

- A criminal offense committed against a person or property which is motivated in whole or in part, by the offender's bias against a race/national origin, religion, sexual-orientation, mental/physical disability or ethnicity -

Hate Crime	
Reported Incidents	50
Changes from 2021	6.38%
Rate per 100,000*	2.58
Incidents Cleared	26

Idaho was one of the first twelve states to pass legislation regarding malicious harassment. Idaho Code 18-7902 and 67-2915 depict policy on hate crime, its collection and reporting. Idaho gathers hate crime information as an additional element and/or characteristic of the offenses reported by law enforcement.

Hate crime incidents are identified on the subjective motivation of the offender(s). Law enforcement investigations solely determine the sufficient objective facts to lead to a reasonable and prudent conclusion that the offender's actions were motivated by bias against a racial, religious, ethnic/national origin, mental/physical disability, or sexual orientation group.

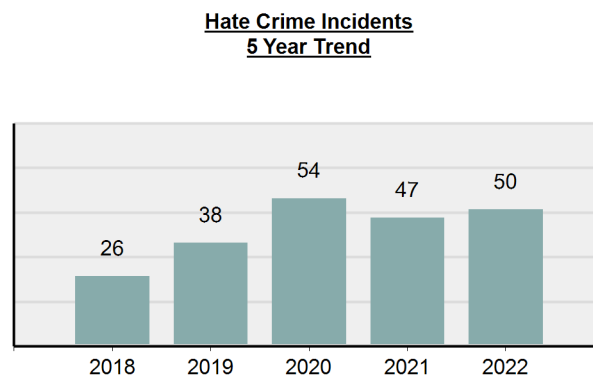
Accurate data collection for hate crime depends heavily on proper training of law enforcement to recognize such incidents and the cooperation and desire of law enforcement communities to report these offenses without the influence of special interest groups, media, and politics.

Training material for recognizing and reporting hate crime has been distributed to all law enforcement departments.

Information derived from the following indicators can establish supportive facts to correctly identify hate bias motivation.

- \* Bias-related drawings, markings, symbols, or graffiti were left at the crime scene.
- \* Bias-related oral comments, written statements, or gestures made by the offender which indicate his/her bias.
- \* The incident coincided with a holiday relating to, or a date of particular significance to, a race, religion, disability, ethnicity, or sexual-orientation.
- \* The offender and the victim were of different race, religion, ethnicity, or sexual-orientation.
- \* Certain objects, items, or things which indicate bias were used in the commission of the crime.
- \* The victim is a member and/or engaged in activities promoting a racial, religious, disability, ethnic, or sexual-orientation group.
- \* Several incidents occurred in the same locality, at or about the same time, and the victims were all of the same race, religion, disability, ethnicity, or sexual-orientation.

Race	Arrestee Information			
	Adult		Juvenile	
	Male	Female	Male	Female
White	6	2	2	0
Black	0	0	0	1
Indian	0	0	0	0
Asian	0	0	0	0
Unknown	0	0	2	0
<b>Ethnicity</b>				
Non-Hispanic	4	1	1	1
Hispanic	0	0	0	0
Unknown	2	1	3	0



\*Population Base: 1,938,529

# Hate Crime in Idaho for 2022

## Reported Offenses of Hate Crime Incidents

<u>Offense</u>	<u>Reported</u>
Intimidation	16
Simple Assault	13
Aggravated Assault	10
Destruction Of Property	6
Arson	1
Kidnapping	1
Larceny/Theft Offenses	1
Burglary/Breaking and Entering	1
Fraud Offenses	1

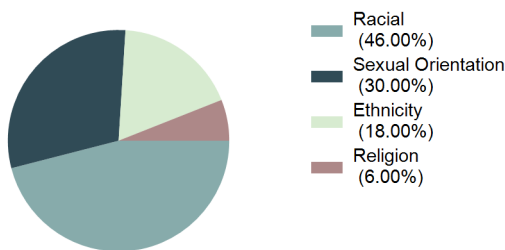
## Type Of Injury

<u>Injury</u>	<u>Total Count</u>
Apparent Minor Injury	9
Severe Laceration	2
Apparent Broken Bones	1
Possible Internal Injury	1

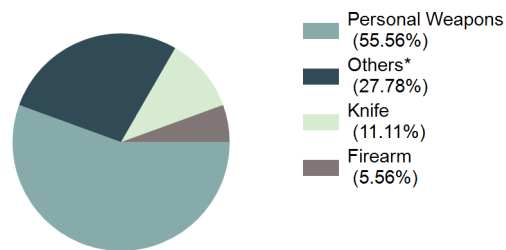
## Idaho Hate Crime by Motivation

<u>Nature</u>	<u>Type Motivation</u>	<u>Reported</u>
Sexual Orientation	Anti-Lesbian, Gay, Bisexual, or Transgender (Mixed Group)	6
	Anti-Gay (Male)	5
	Anti-Male	3
	Anti-Bisexual	1
Religion	Anti-Islamic (Muslim)	1
	Anti-Jewish	1
	Anti-Buddhist	1
Ethnicity	Anti-Hispanic or Latino	7
	Anti-Other Race/Ethnicity/Ancestry	2
Racial	Anti-Black or African American	20
	Anti-Asian	2
	Anti-White	1
<b>Total</b>		<b>50</b>

## Distribution of Hate Crime

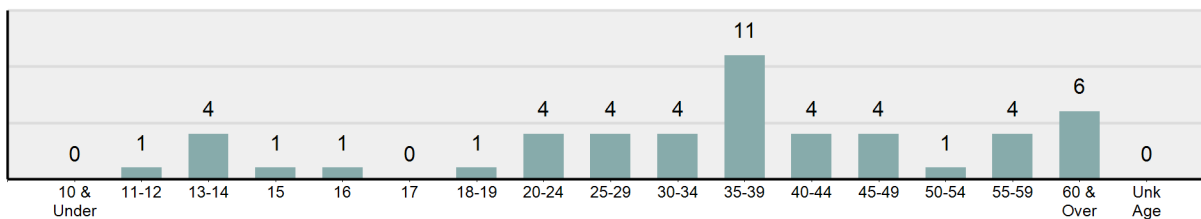


## Type of Weapons Used

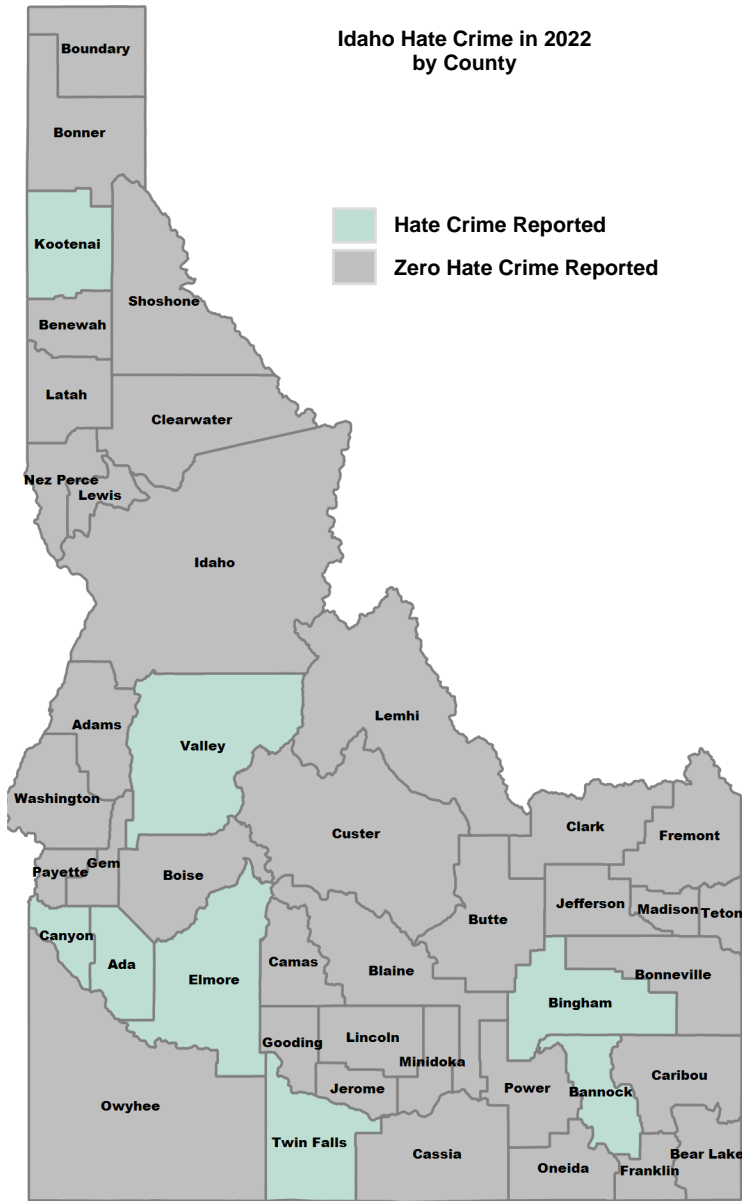


\*Others: Blunt Object, Motor Vehicle, Poison, Explosives, Fire/Incendiary Device, Drugs/Narcotics/Sleeping Pills, Asphyxiation, Others, Unknown

## Hate Crime Victims by Age



# Hate Crime in Idaho for 2022



## Reporting Agencies

Agency	Incidents
BOISE PD	23
NAMPA PD	11
ADA CO SO	4
CHUBBUCK PD	2
POCATELLO PD	2
TWIN FALLS PD	2
MERIDIAN PD	2
MOUNTAIN HOME PD	1
VALLEY CO SO	1
COEUR D ALENE PD	1
BLACKFOOT PD	1

## Hate Crime by Location

Location	Reported
Residence/Home	17
Highway/Road/Alley/Street/Sidewalk	7
School-Elementary/Secondary	6
Other/Unknown	3
Parking/Drop Lot/Garage	3
Restaurant	2
Grocery/Supermarket	2
Hotel/Motel/Etc.	2
Department/Discount Store	2
Dock/Wharf/Freight/Modal Terminal	1
Air/Bus/Train Terminal	1
Bar/Nightclub	1
Church/Synagogue/Temple/Mosque	1
Commercial/Office Building	1
Construction Site	1

## Hate Crime by Month in 2022

