

Boise Police Department

Population: 195,012
County: Ada

Offense Overview

- Offense total 17,155
- % change from 2004 0.9
- # of cleared offenses 4,565
- Percent cleared 26.6

- Group "A" Crime Rate per 100,000 population 8796.9

- Summary based reporting crime rate per 100,000 population is calculated for other state crime comparisons only. 4251.0


Arrest Overview

- Arrest total 10,219
- % change from 2004 **-3.7**
- Adult arrest total 7,583
- Juvenile arrest total 2,636

- Arrest Rate per 100,000 population 5240.2

Group "A" Offenses	Offenses		Arrests	
	# Reported	# Cleared	Adult	Juvenile
Murder	5	2	3	2
Negligent Manslaughter	2	1	0	0
Forcible Rape	120	24	3	2
Robbery	84	20	19	1
Aggravated Assault	531	203	155	43
Burglary	1,318	82	50	43
Larceny	5,682	957	590	509
Motor Vehicle Theft	477	82	46	34
Arson	73	17	4	18
Simple Assault	2,031	844	642	193
Intimidation	332	49	34	6
Bribery	0	0	0	0
Counterfeiting/Forgery	631	92	47	5
Vandalism	2,382	229	93	173
Drug/Narcotics	1,037	784	624	140
Drug Equipment	910	695	310	62
Embezzlement	98	32	17	7
Extortion/Blackmail	1	0	0	0
Fraud	831	116	69	10
Gambling	1	0	0	0
Kidnaping	56	9	5	0
Pornography	5	1	1	0
Prostitution	2	0	0	0
Forcible Sodomy	19	5	0	1
Sexual Assault w/Object	11	6	0	4
Forcible Fondling	83	20	7	6
Incest	1	1	1	0
Statutory Rape	26	9	1	0
Stolen Property	124	89	53	23
Weapon Law Violation	282	196	106	40
Total Group "A"	17,155	4,565	2,880	1,322

Total Offenses - 5 year trend



Total Arrests - 5 year trend



Group "B" Arrests	Arrests	
	Adult	Juvenile
Bad Checks	4	0
Curfew/Vagrancy	0	118
Disorderly Conduct	337	97
DUI	1,893	39
Drunkenness	13	0
Family Offense-nonviolent	21	0
Liquor Law Violation	299	104
Peeping Tom	1	0
Runaways	0	523
Trespass	100	20
All Other Offenses	2,035	413
Total Group "B"	4,703	1,314

Garden City Police Department

Population: 11,460
County: Ada

Offense Overview

- Offense total 1,412
- % change from 2004 **-20.4**
- # of cleared offenses 646
- Percent cleared 45.8

- Group "A" Crime Rate per 100,000 population 12321.1

- Summary based reporting crime rate per 100,000 population is calculated for other state crime comparisons only. 4834.2

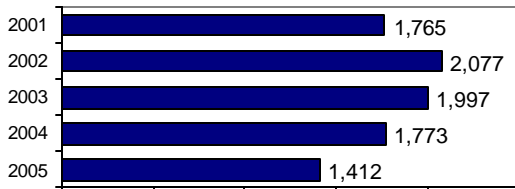
Arrest Overview

- Arrest total 1,300
- % change from 2004 **-19.5**
- Adult arrest total 1,171
- Juvenile arrest total 129

- Arrest Rate per 100,000 population 11343.8

Group "A" Offenses	Offenses		Arrests	
	# Reported	# Cleared	Adult	Juvenile
Murder	1	1	0	1
Negligent Manslaughter	0	0	0	0
Forcible Rape	3	2	1	0
Robbery	6	1	1	0
Aggravated Assault	49	23	18	1
Burglary	95	12	10	0
Larceny	332	80	63	15
Motor Vehicle Theft	62	16	10	2
Arson	6	2	1	1
Simple Assault	210	138	109	7
Intimidation	13	2	2	0
Bribery	0	0	0	0
Counterfeiting/Forgery	34	11	8	0
Vandalism	133	22	24	10
Drug/Narcotics	129	107	48	4
Drug Equipment	177	151	131	5
Embezzlement	15	4	1	0
Extortion/Blackmail	0	0	0	0
Fraud	53	13	12	0
Gambling	0	0	0	0
Kidnaping	0	0	0	0
Pornography	1	0	0	0
Prostitution	0	0	0	0
Forcible Sodomy	0	0	0	0
Sexual Assault w/Object	0	0	0	0
Forcible Fondling	30	12	5	0
Incest	0	0	0	0
Statutory Rape	1	1	1	0
Stolen Property	22	16	14	1
Weapon Law Violation	40	32	19	4
Total Group "A"	1,412	646	478	51

Total Offenses - 5 year trend



Total Arrests - 5 year trend



Group "B" Arrests	Arrests	
	Adult	Juvenile
Bad Checks	8	0
Curfew/Vagrancy	0	6
Disorderly Conduct	49	3
DUI	136	3
Drunkenness	2	0
Family Offense-nonviolent	29	0
Liquor Law Violation	56	3
Peeping Tom	0	0
Runaways	0	24
Trespass	6	0
All Other Offenses	407	39
Total Group "B"	693	78

Meridian Police Department

Population: 46,118
County: Ada

Offense Overview

- Offense total 2,828
- % change from 2004 7.5
- # of cleared offenses 1,021
- Percent cleared 36.1

- Group "A" Crime Rate per 100,000 population 6132.1

- Summary based reporting crime rate per 100,000 population is calculated for other state crime comparisons only. 2951.1


Arrest Overview

- Arrest total 1,811
- % change from 2004 11.8
- Adult arrest total 1,235
- Juvenile arrest total 576

- Arrest Rate per 100,000 population 3926.9

Group "A" Offenses	Offenses		Arrests	
	# Reported	# Cleared	Adult	Juvenile
Murder	1	1	2	0
Negligent Manslaughter	0	0	0	0
Forcible Rape	12	5	2	0
Robbery	7	1	0	1
Aggravated Assault	67	38	27	7
Burglary	254	21	15	7
Larceny	938	202	135	113
Motor Vehicle Theft	72	10	3	9
Arson	10	2	0	1
Simple Assault	355	253	138	32
Intimidation	51	27	5	3
Bribery	0	0	0	0
Counterfeiting/Forgery	106	17	9	0
Vandalism	311	43	11	23
Drug/Narcotics	179	144	111	32
Drug Equipment	174	149	70	13
Embezzlement	13	5	2	1
Extortion/Blackmail	0	0	0	0
Fraud	161	36	18	0
Gambling	0	0	0	0
Kidnaping	3	0	0	0
Pornography	2	1	0	0
Prostitution	0	0	0	0
Forcible Sodomy	9	7	0	6
Sexual Assault w/Object	6	1	0	0
Forcible Fondling	38	16	3	10
Incest	6	3	0	1
Statutory Rape	6	2	1	0
Stolen Property	24	20	17	0
Weapon Law Violation	23	17	4	2
Total Group "A"	2,828	1,021	573	261

Total Offenses - 5 year trend



Total Arrests - 5 year trend



Group "B" Arrests	Arrests	
	Adult	Juvenile
Bad Checks	2	0
Curfew/Vagrancy	0	36
Disorderly Conduct	25	5
DUI	269	9
Drunkenness	1	0
Family Offense-nonviolent	0	0
Liquor Law Violation	84	64
Peeping Tom	0	0
Runaways	0	86
Trespass	6	10
All Other Offenses	275	105
Total Group "B"	662	315

Ada County Sheriff

Population: 88,482
County: Ada

Offense Overview

- Offense total 3,267
- % change from 2004 **-3.5**
- # of cleared offenses 1,254
- Percent cleared 38.4

- Group "A" Crime Rate per 100,000 population 3692.3

- Summary based reporting crime rate per 100,000 population is calculated for other state crime comparisons only. 1646.7


Arrest Overview

- Arrest total 5,204
- % change from 2004 **-11.1**
- Adult arrest total 4,492
- Juvenile arrest total 712

- Arrest Rate per 100,000 population 5881.4

Group "A" Offenses	Offenses		Arrests	
	# Reported	# Cleared	Adult	Juvenile
Murder	0	0	0	0
Negligent Manslaughter	0	0	0	0
Forcible Rape	17	12	4	4
Robbery	11	3	5	0
Aggravated Assault	115	70	42	9
Burglary	402	88	69	21
Larceny	819	120	42	48
Motor Vehicle Theft	85	35	14	11
Arson	8	1	0	0
Simple Assault	442	256	162	46
Intimidation	81	23	13	2
Bribery	0	0	0	0
Counterfeiting/Forgery	67	25	15	0
Vandalism	519	99	31	129
Drug/Narcotics	239	209	169	22
Drug Equipment	201	169	76	15
Embezzlement	9	5	5	0
Extortion/Blackmail	1	0	0	0
Fraud	95	33	25	3
Gambling	0	0	0	0
Kidnaping	6	2	1	0
Pornography	4	3	3	0
Prostitution	0	0	0	0
Forcible Sodomy	14	11	1	4
Sexual Assault w/Object	6	5	0	0
Forcible Fondling	30	14	5	5
Incest	0	0	0	0
Statutory Rape	10	7	5	0
Stolen Property	57	42	25	7
Weapon Law Violation	29	22	7	3
Total Group "A"	3,267	1,254	719	329

Total Offenses - 5 year trend



Total Arrests - 5 year trend



Group "B" Arrests	Arrests	
	Adult	Juvenile
Bad Checks	11	0
Curfew/Vagrancy	0	20
Disorderly Conduct	7	4
DUI	298	5
Drunkenness	0	0
Family Offense-nonviolent	9	0
Liquor Law Violation	77	61
Peeping Tom	0	0
Runaways	0	157
Trespass	11	5
All Other Offenses	3,360	131
Total Group "B"	3,773	383

Ada County Total

Population: 341,072
County: Ada

Offense Overview

- Offense total 24,662
- % change from 2004 **-0.5**
- # of cleared offenses 7,486
- Percent cleared 30.4

- Group "A" Crime Rate per 100,000 population 7230.7

- Summary based reporting crime rate per 100,000 population is calculated for other state crime comparisons only. 3419.2

Arrest Overview

- Arrest total 18,534
- % change from 2004 **-5.9**
- Adult arrest total 14,481
- Juvenile arrest total 4,053

- Arrest Rate per 100,000 population 5434.0

Group "A" Offenses	Offenses		Arrests	
	# Reported	# Cleared	Adult	Juvenile
Murder	7	4	5	3
Negligent Manslaughter	2	1	0	0
Forcible Rape	152	43	10	6
Robbery	108	25	25	2
Aggravated Assault	762	334	242	60
Burglary	2,069	203	144	71
Larceny	7,771	1,359	830	685
Motor Vehicle Theft	696	143	73	56
Arson	97	22	5	20
Simple Assault	3,038	1,491	1,051	278
Intimidation	477	101	54	11
Bribery	0	0	0	0
Counterfeiting/Forgery	838	145	79	5
Vandalism	3,345	393	159	335
Drug/Narcotics	1,584	1,244	952	198
Drug Equipment	1,462	1,164	587	95
Embezzlement	135	46	25	8
Extortion/Blackmail	2	0	0	0
Fraud	1,140	198	124	13
Gambling	1	0	0	0
Kidnaping	65	11	6	0
Pornography	12	5	4	0
Prostitution	2	0	0	0
Forcible Sodomy	42	23	1	11
Sexual Assault w/Object	23	12	0	4
Forcible Fondling	181	62	20	21
Incest	7	4	1	1
Statutory Rape	43	19	8	0
Stolen Property	227	167	109	31
Weapon Law Violation	374	267	136	49
Total Group "A"	24,662	7,486	4,650	1,963

Total Offenses - 5 year trend



Total Arrests - 5 year trend



Group "B" Arrests	Arrests	
	Adult	Juvenile
Bad Checks	25	0
Curfew/Vagrancy	0	180
Disorderly Conduct	418	109
DUI	2,596	56
Drunkenness	16	0
Family Offense-nonviolent	59	0
Liquor Law Violation	516	232
Peeping Tom	1	0
Runaways	0	790
Trespass	123	35
All Other Offenses	6,077	688
Total Group "B"	9,831	2,090