

Chubbuck Police Department

Population: 10,762
County: Bannock

Offense Overview

- Offense total 1,284
- % change from 2004 0.0
- # of cleared offenses 422
- Percent cleared 32.9

- Group "A" Crime Rate per 100,000 population 11930.9

- Summary based reporting crime rate per 100,000 population is calculated for other state crime comparisons only. 4841.1


Arrest Overview

- Arrest total 607
- % change from 2004 -14.9
- Adult arrest total 461
- Juvenile arrest total 146

- Arrest Rate per 100,000 population 5640.2

Group "A" Offenses	Offenses		Arrests	
	# Reported	# Cleared	Adult	Juvenile
Murder	0	0	0	0
Negligent Manslaughter	0	0	0	0
Forcible Rape	0	0	0	0
Robbery	0	0	0	0
Aggravated Assault	64	27	12	5
Burglary	53	4	0	3
Larceny	380	89	48	65
Motor Vehicle Theft	21	6	3	0
Arson	3	0	0	0
Simple Assault	253	113	62	8
Intimidation	53	11	3	1
Bribery	0	0	0	0
Counterfeiting/Forgery	28	3	2	0
Vandalism	146	22	7	5
Drug/Narcotics	55	42	45	4
Drug Equipment	66	53	18	10
Embezzlement	16	8	7	0
Extortion/Blackmail	1	0	0	0
Fraud	59	22	10	4
Gambling	0	0	0	0
Kidnaping	1	1	1	0
Pornography	0	0	0	0
Prostitution	0	0	0	0
Forcible Sodomy	0	0	0	0
Sexual Assault w/Object	0	0	0	0
Forcible Fondling	8	4	1	1
Incest	0	0	0	0
Statutory Rape	1	0	0	0
Stolen Property	7	4	2	1
Weapon Law Violation	69	13	8	1
Total Group "A"	1,284	422	229	108

Total Offenses - 5 year trend



Total Arrests - 5 year trend



Group "B" Arrests	Arrests	
	Adult	Juvenile
Bad Checks	1	0
Curfew/Vagrancy	0	0
Disorderly Conduct	20	4
DUI	77	0
Drunkenness	30	0
Family Offense-nonviolent	3	0
Liquor Law Violation	39	12
Peeping Tom	0	0
Runaways	0	10
Trespass	5	0
All Other Offenses	57	12
Total Group "B"	232	38

Pocatello Police Department

Population: 51,883
County: Bannock

Offense Overview

- Offense total 4,682
- % change from 2004 **-6.2**
- # of cleared offenses 1,572
- Percent cleared 33.6

- Group "A" Crime Rate per 100,000 population 9024.2

- Summary based reporting crime rate per 100,000 population is calculated for other state crime comparisons only. 3739.2

Arrest Overview

- Arrest total 4,082
- % change from 2004 **-3.3**
- Adult arrest total 2,864
- Juvenile arrest total 1,218

- Arrest Rate per 100,000 population 7867.7

Group "A" Offenses	Offenses		Arrests	
	# Reported	# Cleared	Adult	Juvenile
Murder	1	0	0	0
Negligent Manslaughter	0	0	0	0
Forcible Rape	35	21	8	1
Robbery	7	1	2	0
Aggravated Assault	116	65	47	7
Burglary	284	51	31	15
Larceny	1,428	267	174	103
Motor Vehicle Theft	63	13	24	2
Arson	6	3	1	1
Simple Assault	1,122	508	374	136
Intimidation	56	31	23	3
Bribery	0	0	0	0
Counterfeiting/Forgery	63	36	23	4
Vandalism	804	130	53	45
Drug/Narcotics	203	163	152	33
Drug Equipment	186	145	49	14
Embezzlement	19	16	6	0
Extortion/Blackmail	1	1	0	0
Fraud	129	35	14	4
Gambling	0	0	0	0
Kidnaping	12	8	8	0
Pornography	0	0	0	0
Prostitution	0	0	0	0
Forcible Sodomy	4	1	0	0
Sexual Assault w/Object	1	1	1	0
Forcible Fondling	28	12	3	4
Incest	0	0	0	0
Statutory Rape	9	7	3	0
Stolen Property	13	11	18	6
Weapon Law Violation	92	46	21	29
Total Group "A"	4,682	1,572	1,035	407

Total Offenses - 5 year trend



Total Arrests - 5 year trend



Group "B" Arrests	Arrests	
	Adult	Juvenile
Bad Checks	26	0
Curfew/Vagrancy	0	74
Disorderly Conduct	171	196
DUI	317	6
Drunkenness	18	0
Family Offense-nonviolent	44	2
Liquor Law Violation	213	114
Peeping Tom	0	0
Runaways	0	96
Trespass	71	25
All Other Offenses	969	298
Total Group "B"	1,829	811

Bannock County Sheriff

Population: 14,973
County: Bannock

Offense Overview

- Offense total 771
- % change from 2004 -7.8
- # of cleared offenses 425
- Percent cleared 55.1

- Group "A" Crime Rate per 100,000 population 5149.3

- Summary based reporting crime rate per 100,000 population is calculated for other state crime comparisons only. 1435.9


Arrest Overview

- Arrest total 1,588
- % change from 2004 14.7
- Adult arrest total 1,369
- Juvenile arrest total 219

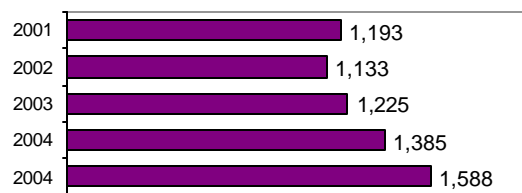
- Arrest Rate per 100,000 population 10605.8

Group "A" Offenses	Offenses		Arrests	
	# Reported	# Cleared	Adult	Juvenile
Murder	0	0	0	0
Negligent Manslaughter	0	0	0	0
Forcible Rape	2	1	0	0
Robbery	1	1	0	4
Aggravated Assault	16	11	7	1
Burglary	47	16	6	7
Larceny	139	29	15	7
Motor Vehicle Theft	8	3	3	0
Arson	2	2	0	2
Simple Assault	165	102	82	9
Intimidation	8	5	1	2
Bribery	0	0	0	0
Counterfeiting/Forgery	4	1	0	0
Vandalism	96	19	5	9
Drug/Narcotics	134	115	149	13
Drug Equipment	126	106	23	7
Embezzlement	0	0	0	0
Extortion/Blackmail	0	0	0	0
Fraud	5	3	3	0
Gambling	0	0	0	0
Kidnaping	0	0	0	0
Pornography	0	0	0	0
Prostitution	0	0	0	0
Forcible Sodomy	0	0	0	0
Sexual Assault w/Object	1	1	0	0
Forcible Fondling	5	4	0	0
Incest	0	0	0	0
Statutory Rape	4	1	1	0
Stolen Property	5	4	4	1
Weapon Law Violation	3	1	2	0
Total Group "A"	771	425	301	62

Total Offenses - 5 year trend



Total Arrests - 5 year trend



Group "B" Arrests	Arrests	
	Adult	Juvenile
Bad Checks	1	0
Curfew/Vagrancy	0	6
Disorderly Conduct	20	4
DUI	52	1
Drunkenness	0	0
Family Offense-nonviolent	15	0
Liquor Law Violation	49	33
Peeping Tom	0	0
Runaways	0	3
Trespass	5	2
All Other Offenses	926	108
Total Group "B"	1,068	157

Bannock County Total

Population: 77,618
County: Bannock

Offense Overview

- Offense total 6,737
- % change from 2004 **-5.3**
- # of cleared offenses 2,419
- Percent cleared 35.9

- Group "A" Crime Rate per 100,000 population 8679.7

- Summary based reporting crime rate per 100,000 population is calculated for other state crime comparisons only. 3447.7

Arrest Overview

- Arrest total 6,277
- % change from 2004 **-0.7**
- Adult arrest total 4,694
- Juvenile arrest total 1,583

- Arrest Rate per 100,000 population 8087.0

Group "A" Offenses	Offenses		Arrests	
	# Reported	# Cleared	Adult	Juvenile
Murder	1	0	0	0
Negligent Manslaughter	0	0	0	0
Forcible Rape	37	22	8	1
Robbery	8	2	2	4
Aggravated Assault	196	103	66	13
Burglary	384	71	37	25
Larceny	1,947	385	237	175
Motor Vehicle Theft	92	22	30	2
Arson	11	5	1	3
Simple Assault	1,540	723	518	153
Intimidation	117	47	27	6
Bribery	0	0	0	0
Counterfeiting/Forgery	95	40	25	4
Vandalism	1,046	171	65	59
Drug/Narcotics	392	320	346	50
Drug Equipment	378	304	90	31
Embezzlement	35	24	13	0
Extortion/Blackmail	2	1	0	0
Fraud	193	60	27	8
Gambling	0	0	0	0
Kidnaping	13	9	9	0
Pornography	0	0	0	0
Prostitution	0	0	0	0
Forcible Sodomy	4	1	0	0
Sexual Assault w/Object	2	2	1	0
Forcible Fondling	41	20	4	5
Incest	0	0	0	0
Statutory Rape	14	8	4	0
Stolen Property	25	19	24	8
Weapon Law Violation	164	60	31	30
Total Group "A"	6,737	2,419	1,565	577

Total Offenses - 5 year trend



Total Arrests - 5 year trend



Group "B" Arrests	Arrests	
	Adult	Juvenile
Bad Checks	28	0
Curfew/Vagrancy	0	80
Disorderly Conduct	211	204
DUI	446	7
Drunkenness	48	0
Family Offense-nonviolent	62	2
Liquor Law Violation	301	159
Peeping Tom	0	0
Runaways	0	109
Trespass	81	27
All Other Offenses	1,952	418
Total Group "B"	3,129	1,006