

St. Maries Police Department

Population: 2,635
County: Benewah

Offense Overview

- Offense total 104
- % change from 2004 **-6.3**
- # of cleared offenses 59
- Percent cleared 56.7

- Group "A" Crime Rate per 100,000 population 3946.9

- Summary based reporting crime rate per 100,000 population is calculated for other state crime comparisons only. 1214.4

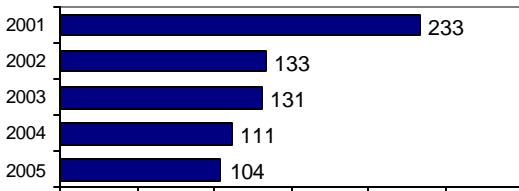
Arrest Overview

- Arrest total 118
- % change from 2004 **-26.3**
- Adult arrest total 100
- Juvenile arrest total 18

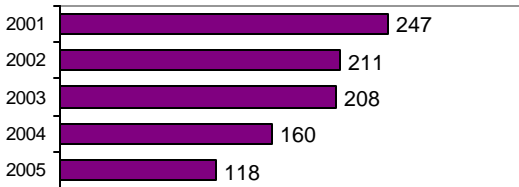
- Arrest Rate per 100,000 population 4478.2

Group "A" Offenses	Offenses		Arrests	
	# Reported	# Cleared	Adult	Juvenile
Murder	0	0	0	0
Negligent Manslaughter	0	0	0	0
Forcible Rape	0	0	0	0
Robbery	1	1	1	0
Aggravated Assault	7	4	5	0
Burglary	7	1	1	0
Larceny	16	5	2	4
Motor Vehicle Theft	1	1	1	0
Arson	0	0	0	0
Simple Assault	23	16	14	2
Intimidation	4	1	1	0
Bribery	0	0	0	0
Counterfeiting/Forgery	2	2	0	0
Vandalism	13	7	6	0
Drug/Narcotics	14	9	10	3
Drug Equipment	13	10	4	0
Embezzlement	0	0	0	0
Extortion/Blackmail	0	0	0	0
Fraud	0	0	0	0
Gambling	0	0	0	0
Kidnaping	0	0	0	0
Pornography	0	0	0	0
Prostitution	0	0	0	0
Forcible Sodomy	0	0	0	0
Sexual Assault w/Object	0	0	0	0
Forcible Fondling	0	0	0	0
Incest	0	0	0	0
Statutory Rape	0	0	0	0
Stolen Property	2	2	2	0
Weapon Law Violation	1	0	0	0
Total Group "A"	104	59	47	9

Total Offenses - 5 year trend



Total Arrests - 5 year trend



Group "B" Arrests	Arrests	
	Adult	Juvenile
Bad Checks	0	0
Curfew/Vagrancy	0	1
Disorderly Conduct	3	1
DUI	22	0
Drunkenness	2	0
Family Offense-nonviolent	0	0
Liquor Law Violation	6	3
Peeping Tom	0	0
Runaways	0	0
Trespass	2	0
All Other Offenses	18	4
Total Group "B"	53	9

Benewah County Sheriff

Population: 6,556
County: Benewah

Offense Overview

- Offense total 77
- % change from 2004 -62.4
- # of cleared offenses 39
- Percent cleared 50.6

- Group "A" Crime Rate per 100,000 population 1174.5

- Summary based reporting crime rate per 100,000 population is calculated for other state crime comparisons only. 472.8

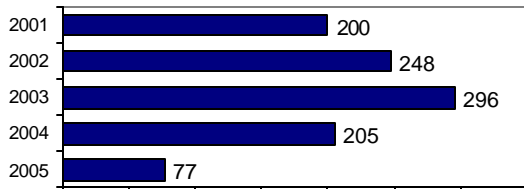
Arrest Overview

- Arrest total 159
- % change from 2004 -45.2
- Adult arrest total 121
- Juvenile arrest total 38

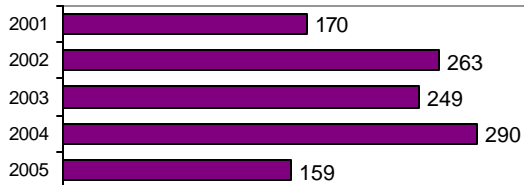
- Arrest Rate per 100,000 population 2425.3

Group "A" Offenses	Offenses		Arrests	
	# Reported	# Cleared	Adult	Juvenile
Murder	0	0	0	0
Negligent Manslaughter	1	0	0	0
Forcible Rape	0	0	0	0
Robbery	0	0	0	0
Aggravated Assault	8	6	7	0
Burglary	5	0	1	0
Larceny	16	3	2	2
Motor Vehicle Theft	0	0	0	0
Arson	2	0	0	0
Simple Assault	18	11	9	2
Intimidation	0	0	0	0
Bribery	0	0	0	0
Counterfeiting/Forgery	1	1	1	0
Vandalism	3	2	2	0
Drug/Narcotics	12	9	16	1
Drug Equipment	11	7	5	0
Embezzlement	0	0	0	0
Extortion/Blackmail	0	0	0	0
Fraud	0	0	0	0
Gambling	0	0	0	0
Kidnaping	0	0	0	0
Pornography	0	0	0	0
Prostitution	0	0	0	0
Forcible Sodomy	0	0	0	0
Sexual Assault w/Object	0	0	0	0
Forcible Fondling	0	0	0	0
Incest	0	0	0	0
Statutory Rape	0	0	0	0
Stolen Property	0	0	0	0
Weapon Law Violation	0	0	0	0
Total Group "A"	77	39	43	5

Total Offenses - 5 year trend



Total Arrests - 5 year trend



Group "B" Arrests	Arrests	
	Adult	Juvenile
Bad Checks	1	0
Curfew/Vagrancy	0	0
Disorderly Conduct	0	0
DUI	20	0
Drunkenness	0	0
Family Offense-nonviolent	1	1
Liquor Law Violation	3	11
Peeping Tom	0	0
Runaways	0	0
Trespass	2	0
All Other Offenses	51	21
Total Group "B"	78	33

Benewah County Total

Population: 9,191
County: Benewah

Offense Overview

- Offense total 181
- % change from 2004 **-42.7**
- # of cleared offenses 98
- Percent cleared 54.1

- Group "A" Crime Rate per 100,000 population 1969.3

- Summary based reporting crime rate per 100,000 population is calculated for other state crime comparisons only. 685.5

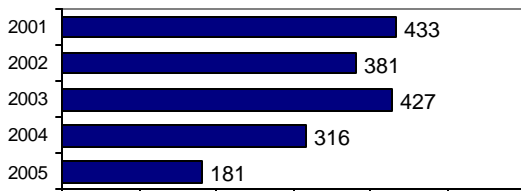
Arrest Overview

- Arrest total 277
- % change from 2004 **-38.4**
- Adult arrest total 221
- Juvenile arrest total 56

- Arrest Rate per 100,000 population 3013.8

Group "A" Offenses	Offenses		Arrests	
	# Reported	# Cleared	Adult	Juvenile
Murder	0	0	0	0
Negligent Manslaughter	1	0	0	0
Forcible Rape	0	0	0	0
Robbery	1	1	1	0
Aggravated Assault	15	10	12	0
Burglary	12	1	2	0
Larceny	32	8	4	6
Motor Vehicle Theft	1	1	1	0
Arson	2	0	0	0
Simple Assault	41	27	23	4
Intimidation	4	1	1	0
Bribery	0	0	0	0
Counterfeiting/Forgery	3	3	1	0
Vandalism	16	9	8	0
Drug/Narcotics	26	18	26	4
Drug Equipment	24	17	9	0
Embezzlement	0	0	0	0
Extortion/Blackmail	0	0	0	0
Fraud	0	0	0	0
Gambling	0	0	0	0
Kidnaping	0	0	0	0
Pornography	0	0	0	0
Prostitution	0	0	0	0
Forcible Sodomy	0	0	0	0
Sexual Assault w/Object	0	0	0	0
Forcible Fondling	0	0	0	0
Incest	0	0	0	0
Statutory Rape	0	0	0	0
Stolen Property	2	2	2	0
Weapon Law Violation	1	0	0	0
Total Group "A"	181	98	90	14

Total Offenses - 5 year trend



Total Arrests - 5 year trend



Group "B" Arrests	Arrests	
	Adult	Juvenile
Bad Checks	1	0
Curfew/Vagrancy	0	1
Disorderly Conduct	3	1
DUI	42	0
Drunkenness	2	0
Family Offense-nonviolent	1	1
Liquor Law Violation	9	14
Peeping Tom	0	0
Runaways	0	0
Trespass	4	0
All Other Offenses	69	25
Total Group "B"	131	42