

Idaho Falls Police Department

Population: 53,489
County: Bonneville

Offense Overview

- Offense total 4,866
- % change from 2004 **-11.8**
- # of cleared offenses 1,670
- Percent cleared 34.3

- Group "A" Crime Rate per 100,000 population 9097.2

- Summary based reporting crime rate per 100,000 population is calculated for other state crime comparisons only. 3965.3


Arrest Overview

- Arrest total 4,436
- % change from 2004 9.6
- Adult arrest total 3,391
- Juvenile arrest total 1,045

- Arrest Rate per 100,000 population 8293.3

Group "A" Offenses	Offenses		Arrests	
	# Reported	# Cleared	Adult	Juvenile
Murder	0	0	0	0
Negligent Manslaughter	0	0	0	0
Forcible Rape	27	11	6	0
Robbery	9	3	2	0
Aggravated Assault	120	63	44	19
Burglary	336	43	30	32
Larceny	1,496	290	167	152
Motor Vehicle Theft	124	20	8	16
Arson	9	4	1	3
Simple Assault	959	435	367	95
Intimidation	62	10	8	0
Bribery	0	0	0	0
Counterfeiting/Forgery	101	27	25	1
Vandalism	606	116	41	78
Drug/Narcotics	299	244	245	56
Drug Equipment	331	289	159	15
Embezzlement	10	4	2	2
Extortion/Blackmail	0	0	0	0
Fraud	149	8	4	0
Gambling	2	1	0	0
Kidnaping	36	7	6	1
Pornography	6	2	0	0
Prostitution	1	1	2	0
Forcible Sodomy	3	1	1	0
Sexual Assault w/Object	0	0	0	0
Forcible Fondling	67	17	12	5
Incest	1	1	1	0
Statutory Rape	13	4	2	0
Stolen Property	43	29	20	8
Weapon Law Violation	56	40	22	12
Total Group "A"	4,866	1,670	1,175	495

Total Offenses - 5 year trend



Total Arrests - 5 year trend



Group "B" Arrests	Arrests	
	Adult	Juvenile
Bad Checks	6	0
Curfew/Vagrancy	0	63
Disorderly Conduct	203	33
DUI	247	4
Drunkenness	13	0
Family Offense-nonviolent	0	0
Liquor Law Violation	266	118
Peeping Tom	0	0
Runaways	0	186
Trespass	50	12
All Other Offenses	1,431	134
Total Group "B"	2,216	550

Bonneville County Sheriff

Population: 38,470
County: Bonneville

Offense Overview

- Offense total 2,155
- % change from 2004 -1.4
- # of cleared offenses 854
- Percent cleared 39.6

- Group "A" Crime Rate per 100,000 population 5601.8

- Summary based reporting crime rate per 100,000 population is calculated for other state crime comparisons only. 2357.7

Arrest Overview

- Arrest total 1,698
- % change from 2004 1.4
- Adult arrest total 1,431
- Juvenile arrest total 267

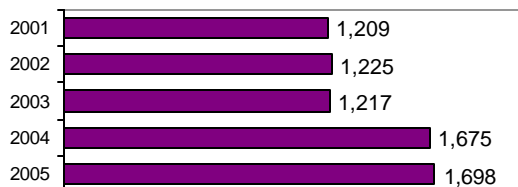
- Arrest Rate per 100,000 population 4413.8

Group "A" Offenses	Offenses		Arrests	
	# Reported	# Cleared	Adult	Juvenile
Murder	0	0	0	0
Negligent Manslaughter	0	0	0	0
Forcible Rape	13	4	0	0
Robbery	4	3	2	0
Aggravated Assault	51	37	26	4
Burglary	185	41	41	16
Larceny	592	134	82	35
Motor Vehicle Theft	60	14	3	3
Arson	2	0	0	0
Simple Assault	340	212	136	25
Intimidation	59	28	7	2
Bribery	0	0	0	0
Counterfeiting/Forgery	28	11	4	0
Vandalism	347	59	28	10
Drug/Narcotics	211	152	156	18
Drug Equipment	126	113	55	2
Embezzlement	5	1	1	0
Extortion/Blackmail	0	0	0	0
Fraud	88	17	6	0
Gambling	0	0	0	0
Kidnaping	10	4	2	0
Pornography	0	0	0	0
Prostitution	0	0	0	0
Forcible Sodomy	0	0	0	0
Sexual Assault w/Object	0	0	0	0
Forcible Fondling	8	5	0	1
Incest	0	0	0	0
Statutory Rape	2	1	2	0
Stolen Property	14	9	4	1
Weapon Law Violation	10	9	6	3
Total Group "A"	2,155	854	561	120

Total Offenses - 5 year trend



Total Arrests - 5 year trend



Group "B" Arrests	Arrests	
	Adult	Juvenile
Bad Checks	3	0
Curfew/Vagrancy	0	0
Disorderly Conduct	33	16
DUI	89	2
Drunkenness	0	0
Family Offense-nonviolent	22	2
Liquor Law Violation	42	37
Peeping Tom	0	0
Runaways	0	30
Trespass	33	15
All Other Offenses	648	45
Total Group "B"	870	147

Bonneville County Total

Population: 91,959
County: Bonneville

Offense Overview

- Offense total 7,021
- % change from 2004 **-8.9**
- # of cleared offenses 2,524
- Percent cleared 35.9

- Group "A" Crime Rate per 100,000 population 7634.9

- Summary based reporting crime rate per 100,000 population is calculated for other state crime comparisons only. 3292.8


Arrest Overview

- Arrest total 6,134
- % change from 2004 7.2
- Adult arrest total 4,822
- Juvenile arrest total 1,312

- Arrest Rate per 100,000 population 6670.4

Group "A" Offenses	Offenses		Arrests	
	# Reported	# Cleared	Adult	Juvenile
Murder	0	0	0	0
Negligent Manslaughter	0	0	0	0
Forcible Rape	40	15	6	0
Robbery	13	6	4	0
Aggravated Assault	171	100	70	23
Burglary	521	84	71	48
Larceny	2,088	424	249	187
Motor Vehicle Theft	184	34	11	19
Arson	11	4	1	3
Simple Assault	1,299	647	503	120
Intimidation	121	38	15	2
Bribery	0	0	0	0
Counterfeiting/Forgery	129	38	29	1
Vandalism	953	175	69	88
Drug/Narcotics	510	396	401	74
Drug Equipment	457	402	214	17
Embezzlement	15	5	3	2
Extortion/Blackmail	0	0	0	0
Fraud	237	25	10	0
Gambling	2	1	0	0
Kidnaping	46	11	8	1
Pornography	6	2	0	0
Prostitution	1	1	2	0
Forcible Sodomy	3	1	1	0
Sexual Assault w/Object	0	0	0	0
Forcible Fondling	75	22	12	6
Incest	1	1	1	0
Statutory Rape	15	5	4	0
Stolen Property	57	38	24	9
Weapon Law Violation	66	49	28	15
Total Group "A"	7,021	2,524	1,736	615

Total Offenses - 5 year trend



Total Arrests - 5 year trend



Group "B" Arrests	Arrests	
	Adult	Juvenile
Bad Checks	9	0
Curfew/Vagrancy	0	63
Disorderly Conduct	236	49
DUI	336	6
Drunkenness	13	0
Family Offense-nonviolent	22	2
Liquor Law Violation	308	155
Peeping Tom	0	0
Runaways	0	216
Trespass	83	27
All Other Offenses	2,079	179
Total Group "B"	3,086	697