

St. Anthony Police Department

Population: 3,502
County: Fremont

Offense Overview

- Offense total 164
- % change from 2004 15.5
- # of cleared offenses 101
- Percent cleared 61.6

- Group "A" Crime Rate per 100,000 population 4683.0

- Summary based reporting crime rate per 100,000 population is calculated for other state crime comparisons only. 1456.3

Arrest Overview

- Arrest total 129
- % change from 2004 16.2
- Adult arrest total 105
- Juvenile arrest total 24

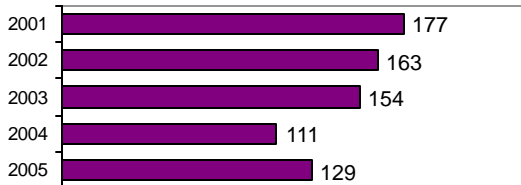
- Arrest Rate per 100,000 population 3683.6

Group "A" Offenses	Offenses		Arrests	
	# Reported	# Cleared	Adult	Juvenile
Murder	0	0	0	0
Negligent Manslaughter	0	0	0	0
Forcible Rape	1	1	0	0
Robbery	0	0	0	0
Aggravated Assault	9	7	9	0
Burglary	4	3	1	0
Larceny	35	17	4	2
Motor Vehicle Theft	2	2	1	0
Arson	0	0	0	0
Simple Assault	36	26	14	3
Intimidation	1	0	0	0
Bribery	0	0	0	0
Counterfeiting/Forgery	5	4	1	0
Vandalism	32	9	2	6
Drug/Narcotics	13	11	8	1
Drug Equipment	11	10	2	1
Embezzlement	0	0	0	0
Extortion/Blackmail	0	0	0	0
Fraud	6	4	1	0
Gambling	0	0	0	0
Kidnaping	1	1	0	0
Pornography	0	0	0	0
Prostitution	0	0	0	0
Forcible Sodomy	0	0	0	0
Sexual Assault w/Object	1	1	0	0
Forcible Fondling	2	2	1	0
Incest	0	0	0	0
Statutory Rape	2	1	0	0
Stolen Property	2	2	1	0
Weapon Law Violation	1	0	0	0
Total Group "A"	164	101	45	13

Total Offenses - 5 year trend



Total Arrests - 5 year trend



Group "B" Arrests	Arrests	
	Adult	Juvenile
Bad Checks	0	0
Curfew/Vagrancy	0	0
Disorderly Conduct	5	0
DUI	27	0
Drunkenness	0	0
Family Offense-nonviolent	1	0
Liquor Law Violation	16	7
Peeping Tom	0	0
Runaways	0	0
Trespass	0	0
All Other Offenses	11	4
Total Group "B"	60	11

Fremont County Sheriff

Population: 9,076
County: Fremont

Offense Overview

- Offense total 219
- % change from 2004 6.3
- # of cleared offenses 96
- Percent cleared 43.8

- Group "A" Crime Rate per 100,000 population 2413.0

- Summary based reporting crime rate per 100,000 population is calculated for other state crime comparisons only. 1201.0

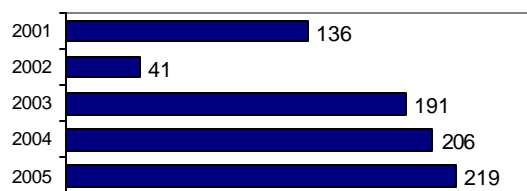
Arrest Overview

- Arrest total 287
- % change from 2004 43.5
- Adult arrest total 242
- Juvenile arrest total 45

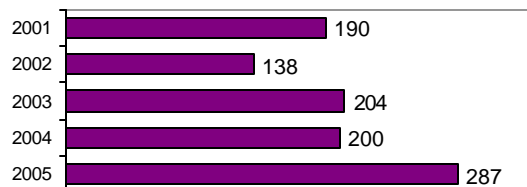
- Arrest Rate per 100,000 population 3162.2

Group "A" Offenses	Offenses		Arrests	
	# Reported	# Cleared	Adult	Juvenile
Murder	1	1	2	0
Negligent Manslaughter	0	0	0	0
Forcible Rape	2	2	0	0
Robbery	0	0	0	0
Aggravated Assault	7	6	3	0
Burglary	16	3	1	0
Larceny	71	16	26	0
Motor Vehicle Theft	11	3	2	0
Arson	1	1	1	0
Simple Assault	26	22	12	2
Intimidation	0	0	0	0
Bribery	0	0	0	0
Counterfeiting/Forgery	1	1	0	0
Vandalism	40	7	0	3
Drug/Narcotics	16	15	17	1
Drug Equipment	9	8	5	0
Embezzlement	1	0	0	0
Extortion/Blackmail	0	0	0	0
Fraud	3	2	1	0
Gambling	0	0	0	0
Kidnaping	0	0	0	0
Pornography	0	0	0	0
Prostitution	0	0	0	0
Forcible Sodomy	0	0	0	0
Sexual Assault w/Object	0	0	0	0
Forcible Fondling	9	7	3	2
Incest	1	0	0	0
Statutory Rape	4	2	1	0
Stolen Property	0	0	0	0
Weapon Law Violation	0	0	0	0
Total Group "A"	219	96	74	8

Total Offenses - 5 year trend



Total Arrests - 5 year trend



Group "B" Arrests	Arrests	
	Adult	Juvenile
Bad Checks	0	0
Curfew/Vagrancy	0	0
Disorderly Conduct	0	0
DUI	58	2
Drunkenness	0	0
Family Offense-nonviolent	0	1
Liquor Law Violation	48	20
Peeping Tom	0	0
Runaways	0	2
Trespass	4	0
All Other Offenses	58	12
Total Group "B"	168	37

Fremont County Total

Population: 12,578
County: Fremont

Offense Overview

- Offense total 383
- % change from 2004 10.1
- # of cleared offenses 197
- Percent cleared 51.4

- Group "A" Crime Rate per 100,000 population 3045.0

- Summary based reporting crime rate per 100,000 population is calculated for other state crime comparisons only. 1272.1


Arrest Overview

- Arrest total 416
- % change from 2004 33.8
- Adult arrest total 347
- Juvenile arrest total 69

- Arrest Rate per 100,000 population 3307.4

Group "A" Offenses	Offenses		Arrests	
	# Reported	# Cleared	Adult	Juvenile
Murder	1	1	2	0
Negligent Manslaughter	0	0	0	0
Forcible Rape	3	3	0	0
Robbery	0	0	0	0
Aggravated Assault	16	13	12	0
Burglary	20	6	2	0
Larceny	106	33	30	2
Motor Vehicle Theft	13	5	3	0
Arson	1	1	1	0
Simple Assault	62	48	26	5
Intimidation	1	0	0	0
Bribery	0	0	0	0
Counterfeiting/Forgery	6	5	1	0
Vandalism	72	16	2	9
Drug/Narcotics	29	26	25	2
Drug Equipment	20	18	7	1
Embezzlement	1	0	0	0
Extortion/Blackmail	0	0	0	0
Fraud	9	6	2	0
Gambling	0	0	0	0
Kidnaping	1	1	0	0
Pornography	0	0	0	0
Prostitution	0	0	0	0
Forcible Sodomy	0	0	0	0
Sexual Assault w/Object	1	1	0	0
Forcible Fondling	11	9	4	2
Incest	1	0	0	0
Statutory Rape	6	3	1	0
Stolen Property	2	2	1	0
Weapon Law Violation	1	0	0	0
Total Group "A"	383	197	119	21

Total Offenses - 5 year trend



Total Arrests - 5 year trend



Group "B" Arrests	Arrests	
	Adult	Juvenile
Bad Checks	0	0
Curfew/Vagrancy	0	0
Disorderly Conduct	5	0
DUI	85	2
Drunkenness	0	0
Family Offense-nonviolent	1	1
Liquor Law Violation	64	27
Peeping Tom	0	0
Runaways	0	2
Trespass	4	0
All Other Offenses	69	16
Total Group "B"	228	48