

# Agency 2007 Crime Report

## Chubbuck Police Department

Population: 11,039  
County: Bannock

### Offense Overview

- Offense total 1,500
- % change from 2006 7.1
- # of cleared offenses 551
- Percent cleared 36.7

- Group "A" Crime Rate per 100,000 population 13588.2

- Summary based reporting crime rate per 100,000 population is calculated for other state crime comparisons only. 5390.0

### Arrest Overview

- Arrest total 712
- % change from 2006 7.1
- Adult arrest total 515
- Juvenile arrest total 197


- Arrest Rate per 100,000 population 6449.9

Group "A" Offenses	Offenses		Arrests	
	# Reported	# Cleared	Adult	Juvenile
Murder	0	0	0	0
Negligent Manslaughter	0	0	0	0
Forcible Rape	3	0	0	0
Robbery	3	0	0	0
Aggravated Assault	28	14	5	0
Burglary	36	1	1	0
Larceny	508	101	51	62
Motor Vehicle Theft	16	3	4	1
Arson	1	0	0	0
Simple Assault	265	180	54	7
Intimidation	121	31	3	1
Bribery	0	0	0	0
Counterfeiting/Forgery	14	4	2	0
Vandalism	143	25	6	3
Drug/Narcotics	81	75	71	7
Drug Equipment	81	68	16	7
Embezzlement	10	4	0	0
Extortion/Blackmail	0	0	0	0
Fraud	59	17	12	4
Gambling	0	0	0	0
Kidnapping	1	1	0	0
Pornography	1	0	0	0
Prostitution	0	0	0	0
Forcible Sodomy	0	0	0	0
Sexual Assault w/Object	0	0	0	0
Forcible Fondling	7	4	1	1
Incest	1	0	0	0
Statutory Rape	3	2	2	0
Stolen Property	5	5	1	1
Weapon Law Violation	113	16	4	6
<b>Total Group "A"</b>	<b>1,500</b>	<b>551</b>	<b>233</b>	<b>100</b>

**Total Offenses - 5 year trend**



**Total Arrests - 5 year trend**



Group "B" Arrests	Arrests	
	Adult	Juvenile
Bad Checks	1	0
Curfew/Vagrancy	1	23
Disorderly Conduct	11	7
DUI	89	4
Drunkenness	16	0
Family Offense-nonviolent	1	0
Liquor Law Violation	60	32
Peeping Tom	0	0
Runaways	0	14
Trespass	6	0
All Other Offenses	97	17
<b>Total Group "B"</b>	<b>282</b>	<b>97</b>

# Agency 2007 Crime Report

## Pocatello Police Department

Population: 54,129  
County: Bannock

### Offense Overview

- Offense total 4,527
- % change from 2006 0.1
- # of cleared offenses 1,935
- Percent cleared 42.7

- Group "A" Crime Rate per 100,000 population 8363.4

- Summary based reporting crime rate per 100,000 population is calculated for other state crime comparisons only. 3395.6

### Arrest Overview

- Arrest total 4,071
- % change from 2006 -1.5
- Adult arrest total 2,838
- Juvenile arrest total 1,233

- Arrest Rate per 100,000 population 7520.9

Group "A" Offenses	Offenses		Arrests	
	# Reported	# Cleared	Adult	Juvenile
Murder	0	0	0	0
Negligent Manslaughter	0	0	0	0
Forcible Rape	21	12	3	0
Robbery	9	3	0	0
Aggravated Assault	103	82	56	2
Burglary	247	45	30	19
Larceny	1,370	261	151	102
Motor Vehicle Theft	84	23	8	3
Arson	4	3	1	1
Simple Assault	975	724	300	136
Intimidation	50	35	19	5
Bribery	0	0	0	0
Counterfeiting/Forgery	65	32	34	0
Vandalism	865	139	54	67
Drug/Narcotics	234	226	169	66
Drug Equipment	221	214	66	22
Embezzlement	18	12	12	0
Extortion/Blackmail	0	0	0	0
Fraud	140	41	11	3
Gambling	0	0	0	0
Kidnapping	7	7	3	0
Pornography	3	0	0	0
Prostitution	0	0	0	0
Forcible Sodomy	2	2	0	0
Sexual Assault w/Object	0	0	0	0
Forcible Fondling	27	23	4	1
Incest	2	0	0	0
Statutory Rape	5	3	2	0
Stolen Property	7	3	16	7
Weapon Law Violation	68	45	21	21
<b>Total Group "A"</b>	<b>4,527</b>	<b>1,935</b>	<b>960</b>	<b>455</b>

**Total Offenses - 5 year trend**



**Total Arrests - 5 year trend**



Group "B" Arrests	Arrests	
	Adult	Juvenile
Bad Checks	20	0
Curfew/Vagrancy	0	41
Disorderly Conduct	239	145
DUI	386	11
Drunkness	8	0
Family Offense-nonviolent	44	1
Liquor Law Violation	217	139
Peeping Tom	0	0
Runaways	0	103
Trespass	78	16
All Other Offenses	886	322
<b>Total Group "B"</b>	<b>1,878</b>	<b>778</b>

# Agency 2007 Crime Report

## Bannock County Sheriff

Population: 14,033  
County: Bannock

### Offense Overview

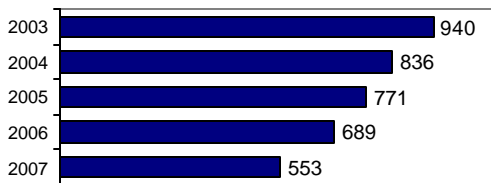
• Offense total	553
• % change from 2006	-19.7
• # of cleared offenses	320
• Percent cleared	57.9
• Group "A" Crime Rate per 100,000 population	3940.7
• Summary based reporting crime rate per 100,000 population is calculated for other state crime comparisons only.	1332.6

### Arrest Overview


• Arrest total	1,170
• % change from 2006	-16.2
• Adult arrest total	1,007
• Juvenile arrest total	163
• Arrest Rate per 100,000 population	8337.5

Group "A" Offenses	Offenses		Arrests	
	# Reported	# Cleared	Adult	Juvenile
Murder	0	0	0	0
Negligent Manslaughter	0	0	0	0
Forcible Rape	0	0	0	0
Robbery	0	0	0	0
Aggravated Assault	18	18	11	0
Burglary	26	4	4	3
Larceny	137	11	7	2
Motor Vehicle Theft	6	0	0	0
Arson	0	0	0	0
Simple Assault	117	112	36	13
Intimidation	3	3	3	0
Bribery	0	0	0	0
Counterfeiting/Forgery	4	2	3	0
Vandalism	76	16	6	8
Drug/Narcotics	75	70	90	11
Drug Equipment	78	72	19	10
Embezzlement	1	1	1	0
Extortion/Blackmail	0	0	0	0
Fraud	2	1	1	0
Gambling	0	0	0	0
Kidnapping	0	0	0	0
Pornography	1	1	1	0
Prostitution	0	0	0	0
Forcible Sodomy	0	0	0	0
Sexual Assault w/Object	1	1	1	0
Forcible Fondling	2	2	0	1
Incest	0	0	0	0
Statutory Rape	1	1	1	0
Stolen Property	0	0	2	0
Weapon Law Violation	5	5	3	0
<b>Total Group "A"</b>	<b>553</b>	<b>320</b>	<b>189</b>	<b>48</b>

**Total Offenses - 5 year trend**



**Total Arrests - 5 year trend**



Group "B" Arrests	Arrests	
	Adult	Juvenile
Bad Checks	1	0
Curfew/Vagrancy	0	0
Disorderly Conduct	9	11
DUI	65	1
Drunkenness	0	0
Family Offense-nonviolent	6	0
Liquor Law Violation	22	25
Peeping Tom	0	0
Runaways	0	6
Trespass	12	2
All Other Offenses	703	70
<b>Total Group "B"</b>	<b>818</b>	<b>115</b>

# Agency 2007 Crime Report

## Bannock County Total

Population: 79,201  
County: Bannock

### Offense Overview

- Offense total 6,580
- % change from 2006 **-0.5**
- # of cleared offenses 2,806
- Percent cleared 42.6

- Group "A" Crime Rate per 100,000 population 8308.0

- Summary based reporting crime rate per 100,000 population is calculated for other state crime comparisons only. 3308.0


### Arrest Overview

- Arrest total 5,953
- % change from 2006 **-3.9**
- Adult arrest total 4,360
- Juvenile arrest total 1,593


- Arrest Rate per 100,000 population 7516.3

Group "A" Offenses	Offenses		Arrests	
	# Reported	# Cleared	Adult	Juvenile
Murder	0	0	0	0
Negligent Manslaughter	0	0	0	0
Forcible Rape	24	12	3	0
Robbery	12	3	0	0
Aggravated Assault	149	114	72	2
Burglary	309	50	35	22
Larceny	2,015	373	209	166
Motor Vehicle Theft	106	26	12	4
Arson	5	3	1	1
Simple Assault	1,357	1,016	390	156
Intimidation	174	69	25	6
Bribery	0	0	0	0
Counterfeiting/Forgery	83	38	39	0
Vandalism	1,084	180	66	78
Drug/Narcotics	390	371	330	84
Drug Equipment	380	354	101	39
Embezzlement	29	17	13	0
Extortion/Blackmail	0	0	0	0
Fraud	201	59	24	7
Gambling	0	0	0	0
Kidnapping	8	8	3	0
Pornography	5	1	1	0
Prostitution	0	0	0	0
Forcible Sodomy	2	2	0	0
Sexual Assault w/Object	1	1	1	0
Forcible Fondling	36	29	5	3
Incest	3	0	0	0
Statutory Rape	9	6	5	0
Stolen Property	12	8	19	8
Weapon Law Violation	186	66	28	27
<b>Total Group "A"</b>	<b>6,580</b>	<b>2,806</b>	<b>1,382</b>	<b>603</b>

**Total Offenses - 5 year trend**



**Total Arrests - 5 year trend**



Group "B" Arrests	Arrests	
	Adult	Juvenile
Bad Checks	22	0
Curfew/Vagrancy	1	64
Disorderly Conduct	259	163
DUI	540	16
Drunkenness	24	0
Family Offense-nonviolent	51	1
Liquor Law Violation	299	196
Peeping Tom	0	0
Runaways	0	123
Trespass	96	18
All Other Offenses	1,686	409
<b>Total Group "B"</b>	<b>2,978</b>	<b>990</b>