

Agency 2007 Crime Report

Emmett Police Department

Population: 6,385
County: Gem

Offense Overview

- Offense total 568
- % change from 2006 7.6
- # of cleared offenses 362
- Percent cleared 63.7

- Group "A" Crime Rate per 100,000 population 8895.8

- Summary based reporting crime rate per 100,000 population is calculated for other state crime comparisons only. 2834.8

Arrest Overview

- Arrest total 490
- % change from 2006 -17.8
- Adult arrest total 312
- Juvenile arrest total 178

- Arrest Rate per 100,000 population 7674.2

Group "A" Offenses	Offenses		Arrests	
	# Reported	# Cleared	Adult	Juvenile
Murder	0	0	0	0
Negligent Manslaughter	0	0	0	0
Forcible Rape	4	3	1	0
Robbery	0	0	0	0
Aggravated Assault	6	5	1	3
Burglary	22	10	4	3
Larceny	139	60	16	8
Motor Vehicle Theft	6	6	0	2
Arson	4	2	1	0
Simple Assault	129	113	27	9
Intimidation	10	8	0	0
Bribery	0	0	0	0
Counterfeiting/Forgery	6	4	2	2
Vandalism	61	13	3	8
Drug/Narcotics	55	45	25	6
Drug Equipment	75	60	17	6
Embezzlement	0	0	0	0
Extortion/Blackmail	0	0	0	0
Fraud	14	5	2	1
Gambling	0	0	0	0
Kidnapping	1	0	0	0
Pornography	0	0	0	0
Prostitution	0	0	0	0
Forcible Sodomy	0	0	0	0
Sexual Assault w/Object	0	0	0	0
Forcible Fondling	21	16	1	2
Incest	0	0	0	0
Statutory Rape	0	0	0	0
Stolen Property	5	4	0	0
Weapon Law Violation	10	8	3	0
Total Group "A"	568	362	103	50

Total Offenses - 5 year trend



Total Arrests - 5 year trend



Group "B" Arrests	Arrests	
	Adult	Juvenile
Bad Checks	1	0
Curfew/Vagrancy	0	11
Disorderly Conduct	9	1
DUI	55	2
Drunkenness	0	0
Family Offense-nonviolent	5	0
Liquor Law Violation	56	24
Peeping Tom	0	0
Runaways	0	9
Trespass	5	2
All Other Offenses	78	79
Total Group "B"	209	128

Agency 2007 Crime Report

Gem County Sheriff

Population: 10,447
County: Gem

Offense Overview

- Offense total 124
- % change from 2006 **-16.2**
- # of cleared offenses 93
- Percent cleared 75.0

- Group "A" Crime Rate per 100,000 population 1186.9

- Summary based reporting crime rate per 100,000 population is calculated for other state crime comparisons only. 335.0

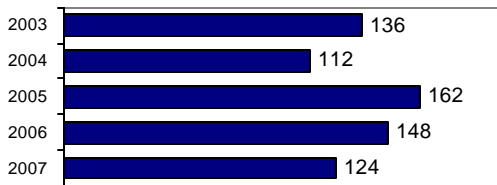
Arrest Overview

- Arrest total 191
- % change from 2006 **-39.2**
- Adult arrest total 174
- Juvenile arrest total 17

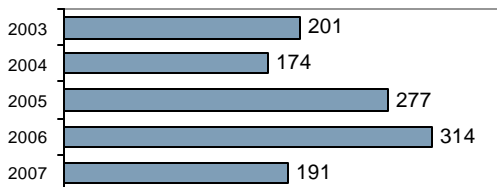
- Arrest Rate per 100,000 population 1828.3

Group "A" Offenses	Offenses		Arrests	
	# Reported	# Cleared	Adult	Juvenile
Murder	0	0	0	0
Negligent Manslaughter	0	0	0	0
Forcible Rape	3	3	0	0
Robbery	0	0	0	0
Aggravated Assault	10	8	8	0
Burglary	5	2	1	2
Larceny	16	3	3	0
Motor Vehicle Theft	1	1	1	0
Arson	0	0	0	0
Simple Assault	23	21	13	0
Intimidation	4	3	1	0
Bribery	0	0	0	0
Counterfeiting/Forgery	0	0	0	0
Vandalism	3	2	0	4
Drug/Narcotics	19	19	16	0
Drug Equipment	28	25	15	1
Embezzlement	0	0	0	0
Extortion/Blackmail	0	0	0	0
Fraud	2	0	0	0
Gambling	0	0	0	0
Kidnapping	0	0	0	0
Pornography	1	0	0	0
Prostitution	0	0	0	0
Forcible Sodomy	0	0	0	0
Sexual Assault w/Object	0	0	0	0
Forcible Fondling	1	1	1	0
Incest	0	0	0	0
Statutory Rape	2	0	0	0
Stolen Property	2	2	0	0
Weapon Law Violation	4	3	2	0
Total Group "A"	124	93	61	7

Total Offenses - 5 year trend



Total Arrests - 5 year trend



Group "B" Arrests	Arrests	
	Adult	Juvenile
Bad Checks	1	0
Curfew/Vagrancy	0	0
Disorderly Conduct	1	0
DUI	35	1
Drunkenness	0	0
Family Offense-nonviolent	1	0
Liquor Law Violation	29	8
Peeping Tom	0	0
Runaways	0	0
Trespass	1	0
All Other Offenses	45	1
Total Group "B"	113	10

Agency 2007 Crime Report

Gem County Total

Population: 16,832
County: Gem

Offense Overview

- Offense total 692
- % change from 2006 2.4
- # of cleared offenses 455
- Percent cleared 65.8

- Group "A" Crime Rate per 100,000 population 4111.2

- Summary based reporting crime rate per 100,000 population is calculated for other state crime comparisons only. 1283.3


Arrest Overview

- Arrest total 681
- % change from 2006 **-25.2**
- Adult arrest total 486
- Juvenile arrest total 195


- Arrest Rate per 100,000 population 4045.9

Group "A" Offenses	Offenses		Arrests	
	# Reported	# Cleared	Adult	Juvenile
Murder	0	0	0	0
Negligent Manslaughter	0	0	0	0
Forcible Rape	7	6	1	0
Robbery	0	0	0	0
Aggravated Assault	16	13	9	3
Burglary	27	12	5	5
Larceny	155	63	19	8
Motor Vehicle Theft	7	7	1	2
Arson	4	2	1	0
Simple Assault	152	134	40	9
Intimidation	14	11	1	0
Bribery	0	0	0	0
Counterfeiting/Forgery	6	4	2	2
Vandalism	64	15	3	12
Drug/Narcotics	74	64	41	6
Drug Equipment	103	85	32	7
Embezzlement	0	0	0	0
Extortion/Blackmail	0	0	0	0
Fraud	16	5	2	1
Gambling	0	0	0	0
Kidnapping	1	0	0	0
Pornography	1	0	0	0
Prostitution	0	0	0	0
Forcible Sodomy	0	0	0	0
Sexual Assault w/Object	0	0	0	0
Forcible Fondling	22	17	2	2
Incest	0	0	0	0
Statutory Rape	2	0	0	0
Stolen Property	7	6	0	0
Weapon Law Violation	14	11	5	0
Total Group "A"	692	455	164	57

Total Offenses - 5 year trend



Total Arrests - 5 year trend



Group "B" Arrests	Arrests	
	Adult	Juvenile
Bad Checks	2	0
Curfew/Vagrancy	0	11
Disorderly Conduct	10	1
DUI	90	3
Drunkenness	0	0
Family Offense-nonviolent	6	0
Liquor Law Violation	85	32
Peeping Tom	0	0
Runaways	0	9
Trespass	6	2
All Other Offenses	123	80
Total Group "B"	322	138