

Agency 2007 Crime Report

Rigby Police Department

Population: 3,332
County: Jefferson

Offense Overview

- Offense total 238
- % change from 2006 21.4
- # of cleared offenses 133
- Percent cleared 55.9

- Group "A" Crime Rate per 100,000 population 7142.9

- Summary based reporting crime rate per 100,000 population is calculated for other state crime comparisons only. 2941.2

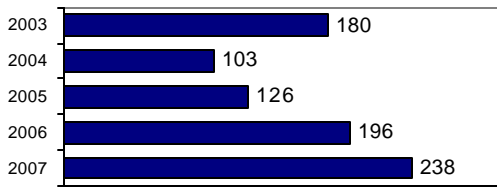
Arrest Overview

- Arrest total 201
- % change from 2006 22.6
- Adult arrest total 120
- Juvenile arrest total 81

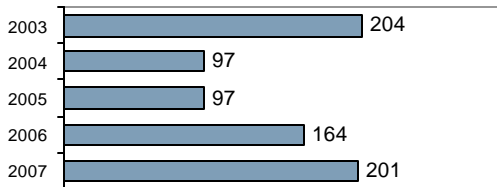
- Arrest Rate per 100,000 population 6032.4

Group "A" Offenses	Offenses		Arrests	
	# Reported	# Cleared	Adult	Juvenile
Murder	0	0	0	0
Negligent Manslaughter	0	0	0	0
Forcible Rape	2	1	1	0
Robbery	0	0	0	0
Aggravated Assault	5	5	3	1
Burglary	14	4	1	3
Larceny	72	27	12	18
Motor Vehicle Theft	4	0	0	0
Arson	1	1	0	1
Simple Assault	61	57	27	11
Intimidation	12	9	1	1
Bribery	0	0	0	0
Counterfeiting/Forgery	1	1	1	0
Vandalism	44	10	4	6
Drug/Narcotics	5	5	3	1
Drug Equipment	8	8	4	2
Embezzlement	1	0	0	0
Extortion/Blackmail	0	0	0	0
Fraud	1	0	0	0
Gambling	0	0	0	0
Kidnapping	0	0	0	0
Pornography	0	0	0	0
Prostitution	0	0	0	0
Forcible Sodomy	0	0	0	0
Sexual Assault w/Object	0	0	0	0
Forcible Fondling	5	3	0	2
Incest	0	0	0	0
Statutory Rape	0	0	0	0
Stolen Property	0	0	0	0
Weapon Law Violation	2	2	0	1
Total Group "A"	238	133	57	47

Total Offenses - 5 year trend



Total Arrests - 5 year trend



Group "B" Arrests	Arrests	
	Adult	Juvenile
Bad Checks	3	0
Curfew/Vagrancy	0	5
Disorderly Conduct	8	3
DUI	19	0
Drunkenness	0	0
Family Offense-nonviolent	0	0
Liquor Law Violation	12	8
Peeping Tom	0	0
Runaways	0	1
Trespass	2	1
All Other Offenses	19	16
Total Group "B"	63	34

Agency 2007 Crime Report

Jefferson County Sheriff

Population: 19,604
County: Jefferson

Offense Overview

- Offense total 534
- % change from 2006 **-4.6**
- # of cleared offenses 164
- Percent cleared 30.7

- Group "A" Crime Rate per 100,000 population 2723.9

- Summary based reporting crime rate per 100,000 population is calculated for other state crime comparisons only. 1137.5

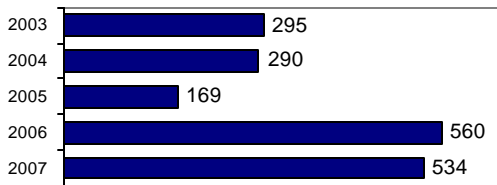
Arrest Overview

- Arrest total 300
- % change from 2006 17.6
- Adult arrest total 182
- Juvenile arrest total 118

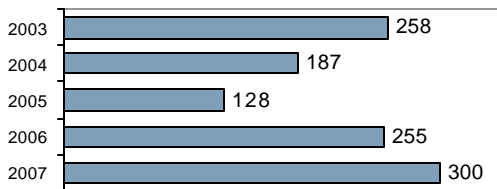
- Arrest Rate per 100,000 population 1530.3

Group "A" Offenses	Offenses		Arrests	
	# Reported	# Cleared	Adult	Juvenile
Murder	0	0	0	0
Negligent Manslaughter	0	0	0	0
Forcible Rape	9	6	4	2
Robbery	0	0	0	0
Aggravated Assault	6	5	4	1
Burglary	64	19	13	23
Larceny	135	18	3	11
Motor Vehicle Theft	9	2	1	1
Arson	0	0	0	0
Simple Assault	71	50	27	12
Intimidation	58	11	2	0
Bribery	0	0	0	0
Counterfeiting/Forgery	0	0	0	0
Vandalism	129	16	7	23
Drug/Narcotics	11	11	4	4
Drug Equipment	18	17	10	3
Embezzlement	0	0	0	0
Extortion/Blackmail	0	0	0	0
Fraud	10	0	0	0
Gambling	0	0	0	0
Kidnapping	0	0	0	0
Pornography	0	0	0	0
Prostitution	0	0	0	0
Forcible Sodomy	0	0	0	0
Sexual Assault w/Object	0	0	0	0
Forcible Fondling	6	6	1	3
Incest	0	0	0	0
Statutory Rape	0	0	0	0
Stolen Property	3	2	0	0
Weapon Law Violation	5	1	1	0
Total Group "A"	534	164	77	83

Total Offenses - 5 year trend



Total Arrests - 5 year trend



Group "B" Arrests	Arrests	
	Adult	Juvenile
Bad Checks	0	0
Curfew/Vagrancy	0	0
Disorderly Conduct	7	2
DUI	56	1
Drunkenness	1	0
Family Offense-nonviolent	0	0
Liquor Law Violation	16	17
Peeping Tom	0	0
Runaways	0	2
Trespass	10	0
All Other Offenses	15	13
Total Group "B"	105	35

Agency 2007 Crime Report

Jefferson County Total

Population: 22,936
County: Jefferson

Offense Overview

- Offense total 772
- % change from 2006 2.1
- # of cleared offenses 297
- Percent cleared 38.5

- Group "A" Crime Rate per 100,000 population 3365.9

- Summary based reporting crime rate per 100,000 population is calculated for other state crime comparisons only. 1399.5

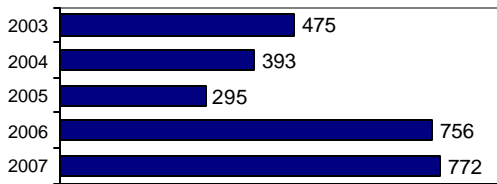
Arrest Overview

- Arrest total 501
- % change from 2006 19.6
- Adult arrest total 302
- Juvenile arrest total 199


- Arrest Rate per 100,000 population 2184.3

Group "A" Offenses	Offenses		Arrests	
	# Reported	# Cleared	Adult	Juvenile
Murder	0	0	0	0
Neqligent Manslaughter	0	0	0	0
Forcible Rape	11	7	5	2
Robbery	0	0	0	0
Aqgravated Assault	11	10	7	2
Burglary	78	23	14	26
Larceny	207	45	15	29
Motor Vehicle Theft	13	2	1	1
Arson	1	1	0	1
Simple Assault	132	107	54	23
Intimidation	70	20	3	1
Bribery	0	0	0	0
Counterfeiting/Forqery	1	1	1	0
Vandalism	173	26	11	29
Drug/Narcotics	16	16	7	5
Drug Equipment	26	25	14	5
Embezzlement	1	0	0	0
Extortion/Blackmail	0	0	0	0
Fraud	11	0	0	0
Gambling	0	0	0	0
Kidnapping	0	0	0	0
Pornography	0	0	0	0
Prostitution	0	0	0	0
Forcible Sodomy	0	0	0	0
Sexual Assault w/Object	0	0	0	0
Forcible Fondling	11	9	1	5
Incest	0	0	0	0
Statutory Rape	0	0	0	0
Stolen Property	3	2	0	0
Weapon Law Violation	7	3	1	1
Total Group "A"	772	297	134	130

Total Offenses - 5 year trend



Total Arrests - 5 year trend



Group "B" Arrests	Arrests	
	Adult	Juvenile
Bad Checks	3	0
Curfew/Vagrancy	0	5
Disorderly Conduct	15	5
DUI	75	1
Drunkness	1	0
Family Offense-nonviolent	0	0
Liquor Law Violation	28	25
Peeping Tom	0	0
Runaways	0	3
Trespass	12	1
All Other Offenses	34	29
Total Group "B"	168	69