

Agency 2007 Crime Report

Coeur d'Alene Police Department

Population: 42,324
County: Kootenai

Offense Overview

- Offense total 4,172
- % change from 2006 **-12.8**
- # of cleared offenses 2,194
- Percent cleared 52.6

- Group "A" Crime Rate per 100,000 population 9857.3

- Summary based reporting crime rate per 100,000 population is calculated for other state crime comparisons only. 4278.9

Arrest Overview

- Arrest total 4,036
- % change from 2006 **-2.6**
- Adult arrest total 3,035
- Juvenile arrest total 1,001

- Arrest Rate per 100,000 population 9536.0

Group "A" Offenses	Offenses		Arrests	
	# Reported	# Cleared	Adult	Juvenile
Murder	1	0	0	0
Negligent Manslaughter	0	0	0	0
Forcible Rape	36	17	7	4
Robbery	18	7	4	2
Aggravated Assault	216	164	92	15
Burglary	253	42	18	15
Larceny	1,179	305	154	144
Motor Vehicle Theft	74	11	8	1
Arson	34	9	1	8
Simple Assault	724	622	289	74
Intimidation	89	54	16	2
Bribery	0	0	0	1
Counterfeiting/Forgery	48	16	11	3
Vandalism	498	118	50	17
Drug/Narcotics	377	348	305	37
Drug Equipment	343	321	112	22
Embezzlement	6	5	2	0
Extortion/Blackmail	0	0	0	0
Fraud	94	15	3	0
Gambling	0	0	0	0
Kidnapping	10	7	9	0
Pornography	8	4	3	0
Prostitution	2	1	1	0
Forcible Sodomy	4	3	0	3
Sexual Assault w/Object	3	0	0	0
Forcible Fondling	30	18	5	8
Incest	0	0	0	0
Statutory Rape	17	8	6	0
Stolen Property	19	19	9	0
Weapon Law Violation	89	80	46	13
Total Group "A"	4,172	2,194	1,151	369

Total Offenses - 5 year trend



Total Arrests - 5 year trend



Group "B" Arrests	Arrests	
	Adult	Juvenile
Bad Checks	0	0
Curfew/Vagrancy	0	78
Disorderly Conduct	146	24
DUI	490	15
Drunkenness	0	0
Family Offense-nonviolent	71	1
Liquor Law Violation	404	123
Peeping Tom	0	0
Runaways	0	159
Trespass	25	1
All Other Offenses	748	231
Total Group "B"	1,884	632

Agency 2007 Crime Report

Post Falls Police Department

Population: 25,622
County: Kootenai

Offense Overview

- Offense total 1,272
- % change from 2006 **-6.9**
- # of cleared offenses 585
- Percent cleared 46.0

- Group "A" Crime Rate per 100,000 population 4964.5

- Summary based reporting crime rate per 100,000 population is calculated for other state crime comparisons only. 2720.3

Arrest Overview

- Arrest total 959
- % change from 2006 0.2
- Adult arrest total 671
- Juvenile arrest total 288


- Arrest Rate per 100,000 population 3742.9

Group "A" Offenses	Offenses		Arrests	
	# Reported	# Cleared	Adult	Juvenile
Murder	0	0	0	0
Negligent Manslaughter	0	0	0	0
Forcible Rape	13	11	6	4
Robbery	5	4	2	4
Aggravated Assault	42	33	21	4
Burglary	94	19	8	7
Larceny	487	125	69	78
Motor Vehicle Theft	50	13	5	2
Arson	6	2	1	1
Simple Assault	171	149	93	19
Intimidation	11	8	2	1
Bribery	0	0	0	0
Counterfeiting/Forgery	10	6	7	1
Vandalism	196	54	17	22
Drug/Narcotics	59	59	33	18
Drug Equipment	67	66	22	2
Embezzlement	0	0	1	0
Extortion/Blackmail	0	0	0	0
Fraud	21	11	7	6
Gambling	0	0	0	0
Kidnapping	5	4	3	0
Pornography	1	0	0	0
Prostitution	0	0	0	0
Forcible Sodomy	3	2	2	0
Sexual Assault w/Object	0	0	0	0
Forcible Fondling	11	7	3	2
Incest	0	0	0	0
Statutory Rape	1	0	0	0
Stolen Property	2	2	0	0
Weapon Law Violation	17	10	4	4
Total Group "A"	1,272	585	306	175

Total Offenses - 5 year trend



Total Arrests - 5 year trend



Group "B" Arrests	Arrests	
	Adult	Juvenile
Bad Checks	5	0
Curfew/Vagrancy	0	0
Disorderly Conduct	14	0
DUI	109	2
Drunkenness	0	0
Family Offense-nonviolent	10	0
Liquor Law Violation	44	23
Peeping Tom	0	0
Runaways	0	32
Trespass	2	2
All Other Offenses	181	54
Total Group "B"	365	113

Agency 2007 Crime Report

Rathdrum Police Department

Population: 6,551
County: Kootenai

Offense Overview

- Offense total 387
- % change from 2006 4.3
- # of cleared offenses 106
- Percent cleared 27.4

- Group "A" Crime Rate per 100,000 population 5907.5

- Summary based reporting crime rate per 100,000 population is calculated for other state crime comparisons only. 2564.5


Arrest Overview

- Arrest total 247
- % change from 2006 29.3
- Adult arrest total 195
- Juvenile arrest total 52


- Arrest Rate per 100,000 population 3770.4

Group "A" Offenses	Offenses		Arrests	
	# Reported	# Cleared	Adult	Juvenile
Murder	0	0	0	0
Negligent Manslaughter	0	0	0	0
Forcible Rape	1	0	0	0
Robbery	1	1	1	0
Aggravated Assault	5	2	4	0
Burglary	57	10	5	2
Larceny	90	13	8	6
Motor Vehicle Theft	12	4	2	0
Arson	2	0	0	0
Simple Assault	47	31	17	5
Intimidation	5	1	1	0
Bribery	0	0	0	0
Counterfeiting/Forgery	2	1	1	0
Vandalism	103	5	1	1
Drug/Narcotics	26	16	12	4
Drug Equipment	24	17	1	0
Embezzlement	0	0	0	0
Extortion/Blackmail	0	0	0	0
Fraud	1	0	0	0
Gambling	0	0	0	0
Kidnapping	0	0	0	0
Pornography	0	0	0	0
Prostitution	0	0	0	0
Forcible Sodomy	0	0	0	0
Sexual Assault w/Object	0	0	0	0
Forcible Fondling	2	1	1	0
Incest	0	0	0	0
Statutory Rape	0	0	0	0
Stolen Property	2	2	1	0
Weapon Law Violation	7	2	0	2
Total Group "A"	387	106	55	20

Total Offenses - 4 year trend



Total Arrests - 4 year trend



Group "B" Arrests	Arrests	
	Adult	Juvenile
Bad Checks	9	0
Curfew/Vagrancy	0	0
Disorderly Conduct	7	0
DUI	52	4
Drunkenness	0	0
Family Offense-nonviolent	9	0
Liquor Law Violation	11	9
Peeping Tom	0	0
Runaways	0	18
Trespass	1	0
All Other Offenses	51	1
Total Group "B"	140	32

Agency 2007 Crime Report

Spirit Lake Police Department

Population: 1,656
County: Kootenai

Offense Overview

- Offense total 108
- % change from 2006 24.1
- # of cleared offenses 49
- Percent cleared 45.4

- Group "A" Crime Rate per 100,000 population 6521.7

- Summary based reporting crime rate per 100,000 population is calculated for other state crime comparisons only. 2294.7


Arrest Overview

- Arrest total 98
- % change from 2006 5.4
- Adult arrest total 63
- Juvenile arrest total 35

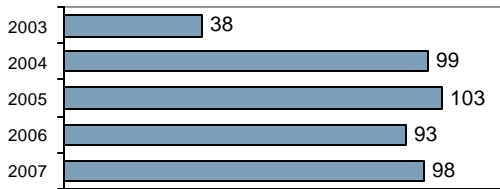
- Arrest Rate per 100,000 population 5917.9

Group "A" Offenses	Offenses		Arrests	
	# Reported	# Cleared	Adult	Juvenile
Murder	0	0	0	0
Negligent Manslaughter	0	0	0	0
Forcible Rape	0	0	0	0
Robbery	0	0	0	0
Aggravated Assault	5	3	1	2
Burglary	6	0	0	0
Larceny	24	6	0	6
Motor Vehicle Theft	3	0	0	0
Arson	0	0	0	0
Simple Assault	20	16	4	5
Intimidation	4	0	0	0
Bribery	0	0	0	0
Counterfeiting/Forgery	0	0	0	0
Vandalism	18	4	3	0
Drug/Narcotics	12	10	5	4
Drug Equipment	7	7	2	1
Embezzlement	0	0	0	0
Extortion/Blackmail	0	0	0	0
Fraud	4	1	1	0
Gambling	0	0	0	0
Kidnapping	1	0	0	0
Pornography	0	0	0	0
Prostitution	0	0	0	0
Forcible Sodomy	0	0	0	0
Sexual Assault w/Object	0	0	0	0
Forcible Fondling	2	0	0	0
Incest	0	0	0	0
Statutory Rape	0	0	0	0
Stolen Property	1	1	0	1
Weapon Law Violation	1	1	1	0
Total Group "A"	108	49	17	19

Total Offenses - 5 year trend



Total Arrests - 5 year trend



Group "B" Arrests	Arrests	
	Adult	Juvenile
Bad Checks	0	0
Curfew/Vagrancy	0	0
Disorderly Conduct	2	0
DUI	31	0
Drunkenness	1	0
Family Offense-nonviolent	0	0
Liquor Law Violation	0	6
Peeping Tom	0	0
Runaways	0	1
Trespass	1	0
All Other Offenses	11	9
Total Group "B"	46	16

Agency 2007 Crime Report

Kootenai County Sheriff

Population: 59,428
County: Kootenai

Offense Overview

- Offense total 2,713
- % change from 2006 10.5
- # of cleared offenses 1,245
- Percent cleared 45.9

- Group "A" Crime Rate per 100,000 population 4565.2

- Summary based reporting crime rate per 100,000 population is calculated for other state crime comparisons only. 1808.9

Arrest Overview

- Arrest total 3,205
- % change from 2006 22.8
- Adult arrest total 2,826
- Juvenile arrest total 379

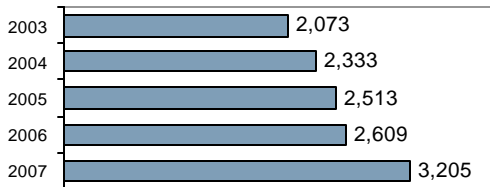
- Arrest Rate per 100,000 population 5393.1

Group "A" Offenses	Offenses		Arrests	
	# Reported	# Cleared	Adult	Juvenile
Murder	0	0	0	0
Negligent Manslaughter	1	1	0	0
Forcible Rape	24	7	5	0
Robbery	5	2	0	1
Aggravated Assault	96	73	35	5
Burglary	281	40	13	9
Larceny	583	70	25	27
Motor Vehicle Theft	75	13	4	2
Arson	11	3	3	0
Simple Assault	401	251	104	5
Intimidation	18	3	1	0
Bribery	0	0	0	0
Counterfeiting/Forgery	37	13	8	0
Vandalism	353	48	14	9
Drug/Narcotics	379	365	301	39
Drug Equipment	296	293	55	2
Embezzlement	4	1	1	0
Extortion/Blackmail	0	0	0	0
Fraud	57	6	4	0
Gambling	0	0	0	0
Kidnapping	9	9	2	0
Pornography	1	0	0	0
Prostitution	0	0	0	0
Forcible Sodomy	1	0	0	0
Sexual Assault w/Object	1	0	0	0
Forcible Fondling	22	10	7	0
Incest	2	1	0	0
Statutory Rape	15	7	4	0
Stolen Property	15	11	9	1
Weapon Law Violation	26	18	2	2
Total Group "A"	2,713	1,245	597	102

Total Offenses - 5 year trend



Total Arrests - 5 year trend



Group "B" Arrests	Arrests	
	Adult	Juvenile
Bad Checks	2	0
Curfew/Vagrancy	0	1
Disorderly Conduct	25	5
DUI	403	5
Drunkenness	0	0
Family Offense-nonviolent	17	1
Liquor Law Violation	126	51
Peeping Tom	0	0
Runaways	0	99
Trespass	4	0
All Other Offenses	1,652	115
Total Group "B"	2,229	277

Agency 2007 Crime Report

Kootenai County Total

Population: 135,581
County: Kootenai

Offense Overview

- Offense total 8,652
- % change from 2005 -4.5
- # of cleared offenses 4,179
- Percent cleared 48.3

- Group "A" Crime Rate per 100,000 population 6381.4

- Summary based reporting crime rate per 100,000 population is calculated for other state crime comparisons only. 2794.6

Arrest Overview

- Arrest total 8,545
- % change from 2005 6.9
- Adult arrest total 6,790
- Juvenile arrest total 1,755


- Arrest Rate per 100,000 population 6302.5

Group "A" Offenses	Offenses		Arrests	
	# Reported	# Cleared	Adult	Juvenile
Murder	1	0	0	0
Negligent Manslaughter	1	1	0	0
Forcible Rape	74	35	18	8
Robbery	29	14	7	7
Aggravated Assault	364	275	153	26
Burglary	691	111	44	33
Larceny	2,363	519	256	261
Motor Vehicle Theft	214	41	19	5
Arson	53	14	5	9
Simple Assault	1,363	1,069	507	108
Intimidation	127	66	20	3
Bribery	0	0	0	1
Counterfeiting/Forgery	97	36	27	4
Vandalism	1,168	229	85	49
Drug/Narcotics	853	798	656	102
Drug Equipment	737	704	192	27
Embezzlement	10	6	4	0
Extortion/Blackmail	0	0	0	0
Fraud	177	33	15	6
Gambling	0	0	0	0
Kidnapping	25	20	14	0
Pornography	10	4	3	0
Prostitution	2	1	1	0
Forcible Sodomy	8	5	2	3
Sexual Assault w/Object	4	0	0	0
Forcible Fondling	67	36	16	10
Incest	2	1	0	0
Statutory Rape	33	15	10	0
Stolen Property	39	35	19	2
Weapon Law Violation	140	111	53	21
Total Group "A"	8,652	4,179	2,126	685

Total Offenses - 5 year trend



Total Arrests - 5 year trend



Group "B" Arrests	Arrests	
	Adult	Juvenile
Bad Checks	16	0
Curfew/Vagrancy	0	79
Disorderly Conduct	194	29
DUI	1,085	26
Drunkenness	1	0
Family Offense-nonviolent	107	2
Liquor Law Violation	585	212
Peeping Tom	0	0
Runaways	0	309
Trespass	33	3
All Other Offenses	2,643	410
Total Group "B"	4,664	1,070