

Agency 2007 Crime Report

Rexburg Police Department

Population: 28,308
County: Madison

Offense Overview

- Offense total 607
- % change from 2006 4.3
- # of cleared offenses 323
- Percent cleared 53.2

- Group "A" Crime Rate per 100,000 population 2144.3

- Summary based reporting crime rate per 100,000 population is calculated for other state crime comparisons only. 996.2


Arrest Overview

- Arrest total 695
- % change from 2006 24.8
- Adult arrest total 494
- Juvenile arrest total 201


- Arrest Rate per 100,000 population 2455.1

Group "A" Offenses	Offenses		Arrests	
	# Reported	# Cleared	Adult	Juvenile
Murder	0	0	0	0
Negligent Manslaughter	0	0	0	0
Forcible Rape	1	1	0	0
Robbery	0	0	0	0
Aggravated Assault	8	8	2	2
Burglary	64	34	42	22
Larceny	200	61	48	25
Motor Vehicle Theft	7	2	1	2
Arson	2	0	0	0
Simple Assault	44	35	16	2
Intimidation	0	0	0	0
Bribery	0	0	0	0
Counterfeiting/Forgery	9	3	1	1
Vandalism	86	20	8	29
Drug/Narcotics	79	75	88	12
Drug Equipment	60	59	12	2
Embezzlement	7	6	7	0
Extortion/Blackmail	0	0	0	0
Fraud	20	5	3	0
Gambling	0	0	0	0
Kidnapping	0	0	0	0
Pornography	3	1	3	0
Prostitution	0	0	0	0
Forcible Sodomy	0	0	0	0
Sexual Assault w/Object	0	0	0	0
Forcible Fondling	4	3	1	0
Incest	0	0	0	0
Statutory Rape	0	0	0	0
Stolen Property	5	4	3	1
Weapon Law Violation	8	6	1	1
Total Group "A"	607	323	236	99

Total Offenses - 5 year trend



Total Arrests - 5 year trend



Group "B" Arrests	Arrests	
	Adult	Juvenile
Bad Checks	1	0
Curfew/Vagrancy	0	8
Disorderly Conduct	1	0
DUI	32	1
Drunkenness	5	0
Family Offense-nonviolent	0	0
Liquor Law Violation	59	28
Peeping Tom	3	1
Runaways	0	3
Trespass	12	1
All Other Offenses	145	60
Total Group "B"	258	102

Agency 2007 Crime Report

Madison County Sheriff

Population: 3,841
County: Madison

Offense Overview

- Offense total 262
- % change from 2006 24.2
- # of cleared offenses 141
- Percent cleared 53.8

- Group "A" Crime Rate per 100,000 population 6821.1

- Summary based reporting crime rate per 100,000 population is calculated for other state crime comparisons only. 2941.9

Arrest Overview

- Arrest total 213
- % change from 2006 117.3
- Adult arrest total 159
- Juvenile arrest total 54

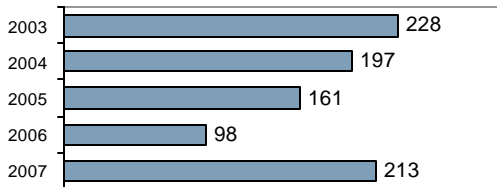
- Arrest Rate per 100,000 population 5545.4

Group "A" Offenses	Offenses		Arrests	
	# Reported	# Cleared	Adult	Juvenile
Murder	0	0	0	0
Negligent Manslaughter	0	0	0	0
Forcible Rape	7	6	5	1
Robbery	0	0	0	0
Aggravated Assault	9	9	8	0
Burglary	22	13	19	12
Larceny	73	25	13	6
Motor Vehicle Theft	1	0	0	0
Arson	1	1	1	0
Simple Assault	25	22	8	3
Intimidation	0	0	0	0
Bribery	0	0	0	0
Counterfeiting/Forgery	0	0	0	0
Vandalism	56	7	2	3
Drug/Narcotics	27	24	22	2
Drug Equipment	26	24	4	2
Embezzlement	0	0	0	0
Extortion/Blackmail	0	0	0	0
Fraud	3	1	0	0
Gambling	0	0	0	0
Kidnapping	0	0	0	0
Pornography	0	0	0	0
Prostitution	0	0	0	0
Forcible Sodomy	2	1	0	0
Sexual Assault w/Object	0	0	0	0
Forcible Fondling	6	5	0	3
Incest	2	1	0	0
Statutory Rape	0	0	0	0
Stolen Property	1	1	0	0
Weapon Law Violation	1	1	0	0
Total Group "A"	262	141	82	32

Total Offenses - 5 year trend



Total Arrests - 5 year trend



Group "B" Arrests	Arrests	
	Adult	Juvenile
Bad Checks	0	0
Curfew/Vagrancy	0	0
Disorderly Conduct	0	0
DUI	35	2
Drunkenness	11	7
Family Offense-nonviolent	0	0
Liquor Law Violation	8	7
Peeping Tom	0	0
Runaways	0	0
Trespass	4	0
All Other Offenses	19	6
Total Group "B"	77	22

Agency 2007 Crime Report

Madison County Total

Population: 32,149
County: Madison

Offense Overview

- Offense total 869
- % change from 2006 9.6
- # of cleared offenses 464
- Percent cleared 53.4

- Group "A" Crime Rate per 100,000 population 2703.0

- Summary based reporting crime rate per 100,000 population is calculated for other state crime comparisons only. 1228.7

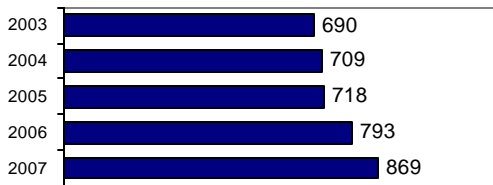
Arrest Overview

- Arrest total 908
- % change from 2006 38.6
- Adult arrest total 653
- Juvenile arrest total 255

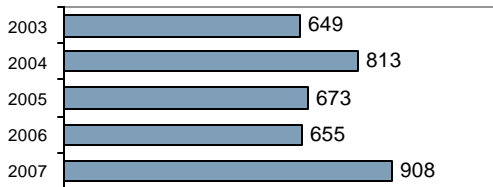
- Arrest Rate per 100,000 population 2824.3

Group "A" Offenses	Offenses		Arrests	
	# Reported	# Cleared	Adult	Juvenile
Murder	0	0	0	0
Negligent Manslaughter	0	0	0	0
Forcible Rape	8	7	5	1
Robbery	0	0	0	0
Aggravated Assault	17	17	10	2
Burglary	86	47	61	34
Larceny	273	86	61	31
Motor Vehicle Theft	8	2	1	2
Arson	3	1	1	0
Simple Assault	69	57	24	5
Intimidation	0	0	0	0
Bribery	0	0	0	0
Counterfeiting/Forgery	9	3	1	1
Vandalism	142	27	10	32
Drug/Narcotics	106	99	110	14
Drug Equipment	86	83	16	4
Embezzlement	7	6	7	0
Extortion/Blackmail	0	0	0	0
Fraud	23	6	3	0
Gambling	0	0	0	0
Kidnapping	0	0	0	0
Pornography	3	1	3	0
Prostitution	0	0	0	0
Forcible Sodomy	2	1	0	0
Sexual Assault w/Object	0	0	0	0
Forcible Fondling	10	8	1	3
Incest	2	1	0	0
Statutory Rape	0	0	0	0
Stolen Property	6	5	3	1
Weapon Law Violation	9	7	1	1
Total Group "A"	869	464	318	131

Total Offenses - 5 year trend



Total Arrests - 5 year trend



Group "B" Arrests	Arrests	
	Adult	Juvenile
Bad Checks	1	0
Curfew/Vagrancy	0	8
Disorderly Conduct	1	0
DUI	67	3
Drunkenness	16	7
Family Offense-nonviolent	0	0
Liquor Law Violation	67	35
Peeping Tom	3	1
Runaways	0	3
Trespass	16	1
All Other Offenses	164	66
Total Group "B"	335	124