



STATEWIDE
ARREST
PROFILE

Idaho Arrests in 2007

Statewide Arrests

Total Arrests

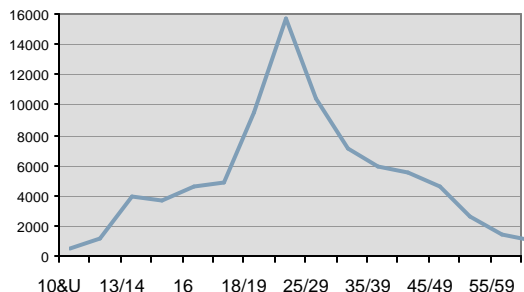
Reported Arrests	79,135
Change from 2006	2.9%
Rate per 100,000*	5283.4

The term "arrest" is defined as a physical arrest, citation or served summons. This data represents the number of persons arrested, not on charges lodged; therefore, each reporting jurisdiction submits one set of arrest data for each person per single apprehension. One set of arrest data will clear single or multiple offenses in the same incident and/or multiple incidents. Arrests on warrants issued by another jurisdiction are reported by the originating agency, not the arresting agency.

All persons arrested for the commission of a Group "A" or Group "B" crime are included in this count. Group "B" crime, which is only reported on the arrest level, encompasses offenses which are not under the Group "A" category. Excluded from this count are any traffic related arrests, with the exception of DUI, Hit and Run (of a person), and Vehicular Manslaughter.

35.6% of the weapons in arrestees possession when apprehended were firearms; 9.7% of those firearms were automatic.

Total Arrests by Age in 2007



31.3% of total arrestees were between 18 and 24 years of age.

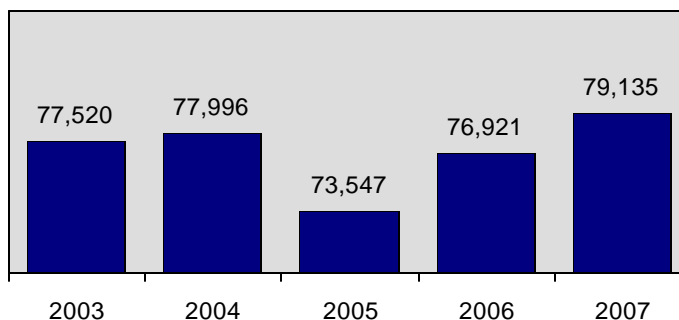
2.1% increase in violent crime arrests.

2.4% increase in DUI arrests.

Type of Arrest

31,422	On-View (without warrant)
24,318	Taken into Custody (based on a warrant)
23,395	Cited or Summons to Court

Total Arrests 5 Year Trend



* Adjusted population base: 1,497,812.

Idaho Arrests in 2007

Group "A" Arrests	2007 Reporting	% Adult Arrests	% Juvenile Arrests	Rate per 100,000 Population*	2006 Reporting	Percent Change
Murder	37	89.2%	10.8%	2.5	27	37.0%
Negligent Manslaughter	4	75.0%	25.0%	0.3	2	100.0%
Forcible Sex Offenses:						
Forcible Rape	122	76.2%	23.8%	8.1	145	-15.9%
Forcible Sodomy	20	45.0%	55.0%	1.3	21	-4.8%
Sexual Assault with Object	11	63.6%	36.4%	0.7	11	0.0%
Forcible Fondling	273	64.8%	35.2%	18.2	282	-3.2%
Aggravated Assault	1,304	85.4%	14.6%	87.1	1,204	8.3%
Simple Assault	6,356	79.5%	20.5%	424.4	6,273	1.3%
Intimidation	278	80.2%	19.8%	18.6	248	12.1%
Kidnapping/Abduction	72	91.7%	8.3%	4.8	46	56.5%
Nonforcible Sex Offenses:						
Incest	1	100.0%	0.0%	0.1	1	0.0%
Statutory Rape	74	100.0%	0.0%	4.9	67	10.4%
Crimes Against Persons Total	8,552	80.2%	19.8%	631.0	8,327	2.7%
Crimes Against Property:						
Robbery	79	75.9%	24.1%	5.3	136	-41.9%
Burglary/Breaking & Entering	1,273	58.4%	41.6%	85.0	1,173	8.5%
Larceny/Theft Offenses	5,650	53.4%	46.6%	377.2	5,471	3.3%
Motor Vehicle Theft	302	56.3%	43.7%	20.2	326	-7.4%
Arson	121	35.5%	64.5%	8.1	112	8.0%
Destruction of Property	1,850	51.6%	48.4%	123.5	1,486	24.5%
Counterfeiting/Forgery	288	91.0%	9.0%	19.2	326	-11.7%
Fraud Offenses	337	80.1%	19.9%	22.5	309	9.1%
Embezzlement	124	83.1%	16.9%	8.3	135	-8.1%
Extortion/Blackmail	0	0.0%	0.0%	0.0	1	-100.0%
Bribery	1	0.0%	100.0%	0.1	0	0.0%
Stolen Property Offenses	265	78.5%	21.5%	17.7	287	-7.7%
Crimes Against Property Total	10,290	56.7%	43.3%	759.2	9,762	5.4%
Crimes Against Society:						
Drug/Narcotic Violations	6,051	84.3%	15.7%	404.0	5,897	2.6%
Drug Equipment Violations	2,524	83.8%	16.2%	168.5	2,759	-8.5%
Gambling Offenses	1	100.0%	0.0%	0.1	17	0.0%
Pornography/Obscene Material	19	84.2%	15.8%	1.3	12	58.3%
Prostitution Offenses	10	100.0%	0.0%	0.7	9	11.1%
Weapon Law Violations	595	67.9%	32.1%	39.7	601	-1.0%
Crimes Against Society Total	9,200	83.1%	16.9%	678.8	9,295	-1.0%
Total Group "A" Arrests	28,042	72.5%	27.5%	2069.0	27,384	2.4%

Group "B" Arrests

Group "B" Arrests	2007 Reporting	% Adult Arrests	% Juvenile Arrests	Rate per 100,000 Population*	2006 Reporting	Percent Change
Bad Checks	190	98.9%	1.1%	1.4	268	-29.1%
Curfew/Loitering/Vagrancy	909	1.3%	98.7%	6.8	794	14.5%
Disorderly Conduct	2,613	74.9%	25.1%	19.6	2,631	-0.7%
DUI	11,659	97.5%	2.5%	87.3	11,381	2.4%
Drunkenness	450	93.6%	4.7%	3.4	257	75.1%
Nonviolent Family Offenses	613	98.4%	1.6%	4.6	491	24.8%
Liquor Law Violations	6,499	67.6%	32.4%	48.7	6,064	7.2%
Peeping Tom	12	91.7%	8.3%	0.1	10	20.0%
Runaway	2,116	0.0%	100.0%	15.8	2,051	3.2%
Trespass of Real Property	781	81.7%	18.3%	5.8	836	-6.6%
All Other Offenses	25,251	86.6%	13.4%	189.1	24,754	2.0%
Total Group "B" Arrests	51,093	81.1%	18.9%	3769.7	49,537	3.1%

Idaho Arrests in 2007

Weapons in Possession of Arrestees

The following depicts weapon (s) in the possession of the arrestee at the time of arrest.

Arrested For:	Handgun	Rifle	Shotgun	Other Firearm	Unknown Firearm	Knife	Club	Total
Murder	0	0	0	0	3	1	0	4
Negligent Manslaughter	0	0	0	0	0	0	0	0
Forcible Rape	0	0	0	0	0	0	0	0
Robbery	6	0	1	0	0	4	0	11
Aggravated Assault	17	3	4	5	7	64	17	117
Burglary/Breaking & Entering	2	0	0	0	0	12	2	16
Larceny/Theft Offenses	0	0	0	0	0	15	3	18
Motor Vehicle Theft	1	0	0	0	0	0	0	1
Arson	0	0	0	0	0	0	0	0
Simple Assault	3	1	0	9	3	22	7	45
Intimidation	0	0	0	0	0	6	1	7
Bribery	0	0	0	0	0	0	0	0
Counterfeiting/Forgery	1	0	0	0	0	0	0	1
Destruction of Property	0	1	0	0	0	11	0	12
Drug/Narcotic Violations	33	6	4	3	17	103	19	185
Drug Equipment Violations	10	0	2	0	1	43	3	59
Embezzlement	0	0	0	0	0	0	0	0
Extortion/Blackmail	0	0	0	0	0	0	0	0
Fraud Offenses	0	0	0	0	0	1	0	1
Gambling Offenses	0	0	0	0	0	0	0	0
Kidnapping/Abduction	0	0	0	0	1	1	0	2
Pornography/Obscene Material	0	0	0	0	0	0	0	0
Prostitution Offenses	0	0	0	0	0	0	0	0
Forcible Sodomy	0	0	0	0	0	0	0	0
Sexual Assault with Object	0	0	0	0	0	0	0	0
Forcible Fondling	1	0	0	0	0	1	0	2
Stolen Property Offenses	2	2	0	0	1	6	0	11
Weapon Law Violations	78	16	3	21	22	112	28	280
Bad Checks	0	0	0	0	0	0	0	0
Curfew/Loitering/Vagrancy	0	0	0	0	0	6	1	7
Disorderly Conduct	1	0	1	2	1	17	11	33
DUI	29	9	4	1	6	46	1	96
Drunkenness	0	0	0	0	0	3	2	5
Nonviolent Family Offenses	0	0	0	0	0	2	0	2
Liquor Law Violations	2	3	1	1	5	30	2	44
Peeping Tom	0	0	0	0	0	0	0	0
Runaway	0	0	0	0	1	2	0	3
Trespass of Real Property	2	4	0	0	0	3	0	9
All Other Offenses	6	3	4	1	15	96	4	129
Total	194	48	24	43	83	607	101	1,100

Jurisdictional Residency of Arrestees

This information identifies if arrestee resides within the locality where the crime was committed.

Crimes Against:	Resident	Non-Resident	Unknown
Persons	6,806	1,690	56
Property	7,077	3,147	66
Society	6,393	2,732	75
Group "B" Arrests	36,508	14,236	349
Total	56,784	21,805	546
Percentage of Total Arrests	71.8%	27.6%	0.7%

Idaho Arrests in 2007

Arrestees By Race & Ethnicity

Offense	White	Black	American Indian/ Alaskan Native	Asian	Unk	Hispanic	Non Hispanic	Unk
Murder	35	1	0	1	0	12	23	2
Negligent Manslaughter	4	0	0	0	0	0	3	1
Forcible Rape	112	4	2	0	4	27	90	5
Robbery	75	1	1	0	2	12	64	3
Aggravated Assault	1,218	40	25	4	17	173	1,072	59
Burglary/Breaking & Entering	1,217	16	16	0	24	156	1,053	64
Larceny/Theft Offenses	5,198	101	124	42	185	662	4,688	300
Motor Vehicle Theft	276	8	13	1	4	38	253	11
Arson	116	1	1	1	2	5	110	6
Simple Assault	5,927	143	136	30	120	815	5,255	286
Intimidation	268	5	4	0	1	27	238	13
Bribery	1	0	0	0	0	0	1	0
Counterfeiting/Forgery	270	8	3	1	6	25	254	9
Destruction of Property	1,724	21	30	3	72	282	1,477	91
Drug/Narcotic Violations	5,623	89	91	15	233	658	5,065	328
Drug Equipment Violations	2,381	26	33	7	77	230	2,181	113
Embezzlement	120	1	1	1	1	7	113	4
Extortion/Blackmail	0	0	0	0	0	0	0	0
Fraud Offenses	312	6	5	3	11	25	294	18
Gambling Offenses	1	0	0	0	0	0	1	0
Kidnapping/Abduction	66	2	1	1	2	20	47	5
Pornography/Obscene Material	19	0	0	0	0	2	17	0
Prostitution Offenses	10	0	0	0	0	0	10	0
Forcible Sodomy	19	0	0	0	1	2	17	1
Sexual Assault with Object	11	0	0	0	0	0	10	1
Forcible Fondling	265	1	2	0	5	34	229	10
Incest	1	0	0	0	0	0	0	1
Statutory Rape	68	2	0	1	3	9	53	12
Stolen Property Offenses	249	3	4	0	9	42	216	7
Weapon Law Violations	560	11	7	1	16	102	469	24
Bad Checks	177	4	1	3	5	13	155	22
Curfew/Loitering/Vagrancy	864	12	5	3	25	114	732	63
Disorderly Conduct	2,362	64	92	14	81	437	2,028	148
DUI	10,662	143	323	47	484	1,640	9,512	507
Drunkness	399	4	27	6	14	56	373	21
Nonviolent Family Offenses	576	11	11	3	12	83	508	22
Liquor Law Violations	5,924	65	159	21	330	843	5,144	512
Peeping Tom	12	0	0	0	0	3	9	0
Runaway	1,983	65	19	12	37	241	1,767	108
Trespass of Real Property	717	10	25	6	23	80	650	51
All Other Offenses	23,397	501	680	118	555	3,245	21,030	976
Total	73,219	1,369	1,841	345	2,361	10,120	65,211	3,804

Idaho Arrests in 2007

Adult Arrests

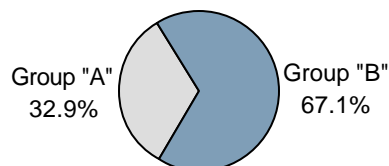
Adult Arrest by Gender

Offense	Male	Female
Murder	25	8
Negligent Manslaughter	2	1
Forcible Rape	91	2
Robbery	57	3
Aggravated Assault	972	142
Burglary/Breaking & Entering	613	131
Larceny/Theft Offenses	1,802	1,216
Motor Vehicle Theft	139	31
Arson	40	3
Simple Assault	3,820	1,236
Intimidation	184	39
Bribery	0	0
Counterfeiting/Forgery	141	121
Destruction of Property	827	127
Drug/Narcotic Violations	3,919	1,179
Drug Equipment Violations	1,537	577
Embezzlement	42	61
Extortion/Blackmail	0	0
Fraud Offenses	157	113
Gambling Offenses	0	1
Kidnapping/Abduction	61	5
Pornography/Obscene Material	15	1
Prostitution Offenses	5	5
Forcible Sodomy	8	1
Sexual Assault with Object	6	1
Forcible Fondling	166	11
Incest	1	0
Statutory Rape	73	1
Stolen Property Offenses	168	40
Weapon Law Violations	378	26
Bad Checks	111	77
Curfew/Loitering/Vagrancy	11	1
Disorderly Conduct	1,539	417
DUI	8,916	2,457
Drunkenness	360	61
Nonviolent Family Offenses	365	238
Liquor Law Violations	3,359	1,033
Peeping Tom	11	0
Runaway	n/a	n/a
Trespass of Real Property	513	125
All Other Offenses	16,900	4,967
Total	47,334	14,458

Total Adult Arrests

Reported Adult Arrests 61,792
Change from 2006 2.0%

Adult Arrests by Category



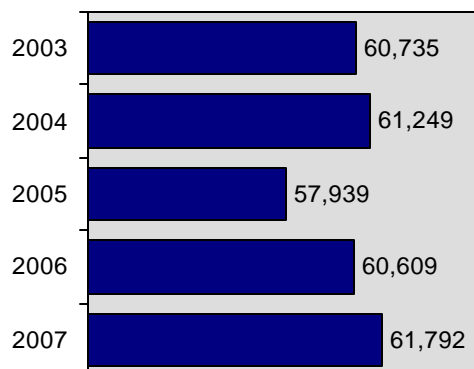
84.3% of violent crime arrests were adults.

2.6% increase in adult DUI arrests.

84.3% of drug/narcotic arrests were adults.

40.1% of adult arrests were between 18 and 24 years of age.

Total Adult Arrests 5 Year Trend



Idaho Arrests in 2007

Adult Arrests by Age

Offenses	18/19	20/24	25/29	30/34	35/39	40/44	45/49	50/54	55/59	60+	unk.	Total
Murder	1	12	6	6	2	4	0	1	0	1	0	33
Negligent Manslaughter	0	1	1	1	0	0	0	0	0	0	0	3
Forcible Rape	25	29	10	11	3	6	2	4	1	2	0	93
Robbery	14	26	3	4	6	5	2	0	0	0	0	60
Aggravated Assault	88	248	210	151	129	116	78	47	21	22	4	1,114
Burglary/B & E	251	183	84	68	66	30	35	18	4	3	2	744
Larceny/Theft Offenses	793	752	409	271	208	229	159	75	54	62	6	3,018
Motor Vehicle Theft	30	51	34	19	10	9	8	4	3	1	1	170
Arson	8	11	4	5	6	1	2	1	1	3	1	43
Simple Assault	324	1,046	931	767	622	525	421	215	99	91	15	5,056
Intimidation	15	37	35	23	25	40	22	14	3	7	2	223
Bribery	0	0	0	0	0	0	0	0	0	0	0	0
Counterfeiting/Forgery	35	57	59	36	26	25	12	7	4	1	0	262
Destruction of Property	330	215	129	87	53	59	42	16	14	7	2	954
Drug/Narcotic Offenses	927	1,348	840	500	457	418	338	166	78	21	5	5,098
Drug Equipment Offenses	480	603	332	213	153	160	110	41	21	1	0	2,114
Embezzlement	13	22	20	12	10	10	6	5	3	2	0	103
Extortion/Blackmail	0	0	0	0	0	0	0	0	0	0	0	0
Fraud Offenses	34	54	43	37	42	31	14	11	1	2	1	270
Gambling Offenses	0	0	0	0	0	0	0	0	1	0	0	1
Kidnapping/Abduction	13	16	9	13	7	6	0	0	1	1	0	66
Pornography	3	2	1	0	0	4	1	0	2	2	1	16
Prostitution Offenses	1	3	1	2	1	1	0	0	0	1	0	10
Forcible Sodomy	1	1	1	0	1	2	0	0	0	3	0	9
Sexual Assault w/Object	1	1	0	0	2	2	1	0	0	0	0	7
Forcible Fondling	24	35	17	26	14	22	12	7	3	15	2	177
Incest	0	1	0	0	0	0	0	0	0	0	0	1
Statutory Rape	20	26	16	10	1	1	0	0	0	0	0	74
Stolen Property Offenses	39	43	28	28	26	15	15	8	3	3	0	208
Weapon Law Violations	65	112	70	49	26	23	27	13	7	11	1	404
Bad Checks	15	37	33	31	21	20	12	9	4	6	0	188
Curfew/Loitering/Vagrancy	2	1	2	1	0	1	3	0	2	0	0	12
Disorderly Conduct	255	613	360	186	164	136	114	61	35	24	8	1,956
DUI	740	2,452	1,901	1,312	1,200	1,193	1,107	712	395	301	60	11,373
Drunkenness	24	109	88	44	47	37	39	20	9	4	0	421
Nonviolent Family Offenses	31	102	139	103	94	57	44	17	7	7	2	603
Liquor Law Violations	2,045	1,254	313	162	150	166	146	93	34	20	9	4,392
Peeping Tom	0	0	3	2	2	1	2	0	1	0	0	11
Trespass of Real Property	75	116	87	59	52	72	87	43	24	21	2	638
All Other Offenses	2,543	5,909	3,967	2,639	2,116	1,897	1,439	776	330	212	39	21,867
Total	9,265	15,528	10,186	6,878	5,742	5,324	4,300	2,384	1,165	857	163	61,792

Idaho Arrests in 2007

Juvenile Arrests

Juvenile Arrest by Gender

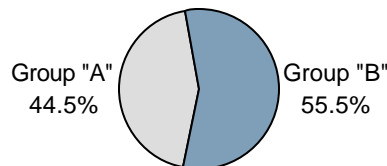
Offense	Male	Female
Murder	4	0
Negligent Manslaughter	1	0
Forcible Rape	29	0
Robbery	16	3
Aggravated Assault	161	29
Burglary/Breaking & Entering	459	70
Larceny/Theft Offenses	1,672	960
Motor Vehicle Theft	101	31
Arson	71	7
Simple Assault	921	379
Intimidation	48	7
Bribery	1	0
Counterfeiting/Forgery	13	13
Destruction of Property	790	106
Drug/Narcotic Violations	718	235
Drug Equipment Violations	328	82
Embezzlement	14	7
Extortion/Blackmail	0	0
Fraud Offenses	33	34
Gambling Offenses	0	0
Kidnapping/Abduction	6	0
Pornography/Obscene Material	3	0
Prostitution Offenses	0	0
Forcible Sodomy	11	0
Sexual Assault with Object	3	1
Forcible Fondling	89	7
Incest	0	0
Statutory Rape	0	0
Stolen Property Offenses	46	11
Weapon Law Violations	177	14
Bad Checks	1	1
Curfew/Loitering/Vagrancy	569	328
Disorderly Conduct	467	190
DUI	222	64
Drunkenness	22	7
Nonviolent Family Offenses	4	6
Liquor Law Violations	1,337	770
Peeping Tom	1	0
Runaway	842	1,274
Trespass of Real Property	121	22
All Other Offenses	2,253	1,131
Total	11,554	5,789

Total Juvenile Arrests

Reported Juvenile Arrests	17,343
Change from 2006	6.3%

Under the UCR guidelines, a juvenile is counted as "arrested" when the circumstances are such that if the juvenile were an adult, an arrest would have been reported. Any situation involving a juvenile, in lieu of an actual arrest, is summoned, cited, or notified to appear before a juvenile court or similar authority for a violation of the law, is reported as an arrest.

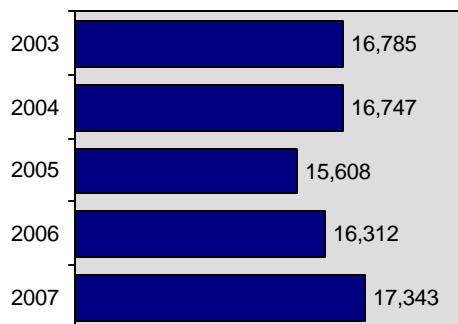
Juvenile Arrests by Category



41.0% of juvenile arrestees were between 13-15 years of age.

30.7% of juveniles arrested were handled within department (e.g., released to parents; released with warning) and not referred to other authorities, such as juvenile court.

**Total Juvenile Arrests
5 Year Trend**



Idaho Arrests in 2007

Juvenile Arrests by Age

Offenses	10 & Under	11-12	13-14	15	16	17	Total
Murder	0	0	0	0	1	3	4
Negligent Manslaughter	0	0	0	0	0	1	1
Forcible Rape	1	2	3	3	14	6	29
Robbery	0	1	4	1	3	10	19
Aggravated Assault	11	19	47	34	42	37	190
Burglary/B & E	8	40	136	100	116	129	529
Larceny/Theft Offenses	48	188	709	503	586	598	2,632
Motor Vehicle Theft	3	3	39	11	48	28	132
Arson	11	5	35	10	4	13	78
Simple Assault	89	174	385	238	212	202	1,300
Intimidation	3	6	8	8	13	17	55
Bribery	0	0	0	0	1	0	1
Counterfeiting/Forgery	0	0	4	2	11	9	26
Destruction of Property	38	95	245	142	175	201	896
Drug/Narcotic Violations	1	24	167	182	261	318	953
Drug Equipment Violations	1	2	47	77	112	171	410
Embezzlement	0	0	0	0	8	13	21
Extortion/Blackmail	0	0	0	0	0	0	0
Fraud Offenses	1	1	15	9	11	30	67
Gambling Offenses	0	0	0	0	0	0	0
Kidnapping/Abduction	0	1	1	0	3	1	6
Pornography	0	0	0	1	0	2	3
Prostitution Offenses	0	0	0	0	0	0	0
Forcible Sodomy	1	1	2	3	1	3	11
Sexual Assault w/Object	0	1	2	0	1	0	4
Forcible Fondling	8	16	31	15	14	12	96
Incest	0	0	0	0	0	0	0
Statutory Rape	0	0	0	0	0	0	0
Stolen Property Offenses	2	1	20	12	15	7	57
Weapon Law Violations	5	11	53	39	42	41	191
Bad Checks	1	0	0	0	1	0	2
Curfew/Loitering/Vagrancy	4	25	199	212	256	201	897
Disorderly Conduct	17	62	192	144	130	112	657
DUI	2	0	4	20	86	174	286
Drunkennes	0	0	6	6	11	6	29
Nonviolent Family Offenses	0	0	0	1	1	8	10
Liquor Law Violations	1	14	197	384	631	880	2,107
Peeping Tom	0	0	0	0	1	0	1
Runaways	13	77	503	506	578	439	2,116
Trespass of Real Property	6	9	33	24	34	37	143
All Other Offenses	44	91	601	741	931	976	3,384
Total	319	869	3,688	3,428	4,354	4,685	17,343

Idaho Arrests in 2007

Adult/Juvenile Arrests 5 Year Trend

Offense	2003		2004		2005		2006		2007	
	Adult	Juvenile	Adult	Juvenile	Adult	Juvenile	Adult	Juvenile	Adult	Juvenile
Murder	20	4	24	1	24	5	24	3	33	4
Neg. Manslaughter	2	0	5	0	0	1	2	0	3	1
Forcible Rape	106	20	92	25	83	14	116	29	93	29
Robbery	94	17	91	8	64	16	103	33	60	19
Aggravated Assault	876	230	919	229	1,024	222	1,030	174	1,114	190
Burglary/B&E	674	432	608	392	655	422	720	453	744	529
Larceny/Theft	3,295	2,937	3,158	2,534	3,035	2,233	2,938	2,533	3,018	2,632
Motor Vehicle Theft	260	185	213	162	219	139	193	133	170	132
Arson	40	80	40	82	20	59	25	87	43	78
Simple Assault	5,433	1,342	5,236	1,454	4,991	1,239	4,965	1,308	5,056	1,300
Intimidation	263	64	229	37	219	51	200	48	223	55
Bribery	1	0	2	0	0	0	0	0	0	1
Counterfeiting/Forgery	383	45	340	45	287	22	308	18	262	26
Destruction of Property	790	725	771	734	721	1,070	762	724	954	896
Drug/Narcotic Viol.	4,859	805	5,093	897	4,683	802	5,063	834	5,098	953
Drug Equipment Viol.	2,032	348	2,245	358	2,327	328	2,383	376	2,114	410
Embezzlement	73	2	92	8	56	11	120	15	103	21
Extortion/Blackmail	1	1	2	0	2	0	1	0	0	0
Fraud Offenses	326	48	274	31	262	35	276	33	270	67
Gambling Offenses	0	0	62	1	1	0	17	0	1	0
Kidnapping/Abduction	65	5	73	2	66	11	42	4	66	6
Pornography	14	2	14	0	11	0	10	2	16	3
Prostitution Offenses	4	0	4	0	4	0	9	0	10	0
Forcible Sodomy	6	15	10	12	3	15	8	13	9	11
Sexual Assault w/Object	9	5	12	9	4	5	6	5	7	4
Forcible Fondling	189	114	172	110	131	77	203	79	177	96
Incest	1	0	2	2	2	1	1	0	1	0
Statutory Rape	61	0	73	0	41	0	67	0	74	0
Stolen Property	269	92	271	74	287	80	227	60	208	57
Weapon Law Violations	387	201	441	217	398	192	422	179	404	191
Bad Checks	402	5	323	4	263	21	265	3	188	2
Curfew/Loiter/Vagrancy	11	781	19	714	8	620	10	784	12	897
Disorderly Conduct	1,716	646	1,718	640	1,663	596	2,012	619	1,956	657
DUI	10,000	231	9,926	209	8,864	210	11,090	291	11,373	286
Drunkennes	174	28	149	34	164	23	240	17	421	29
Nonviolent Family	538	7	441	17	418	18	485	6	603	10
Liquor Law Violations	3,730	1,788	3,836	1,955	3,570	1,747	4,001	2,063	4,392	2,107
Peeping Tom	7	1	12	3	3	0	7	3	11	1
Runaway	n/a	2,106	n/a	2,169	0	1,972	0	2,051	0	2,116
Trespass	774	212	686	185	613	195	673	163	638	143
All Other Offenses	22,850	3,261	23,571	3,393	22,753	3,156	21,585	3,169	21,867	3,384
Total	56,955	17,009	60,735	16,785	57,939	15,608	60,609	16,312	61,792	17,343
Total Arrests		73,964		77,520		73,547		76,921		79,135