

Agency 2007 Crime Report

Buhl Police Department

Population: 4,028
County: Twin Falls

Offense Overview

- Offense total 254
- % change from 2006 **-21.8**
- # of cleared offenses 68
- Percent cleared 26.8

- Group "A" Crime Rate per 100,000 population 6305.9

- Summary based reporting crime rate per 100,000 population is calculated for other state crime comparisons only. 2879.8

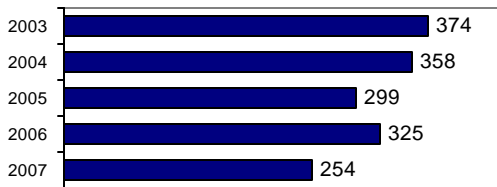
Arrest Overview

- Arrest total 212
- % change from 2006 **-13.5**
- Adult arrest total 146
- Juvenile arrest total 66


- Arrest Rate per 100,000 population 5263.2

Group "A" Offenses	Offenses		Arrests	
	# Reported	# Cleared	Adult	Juvenile
Murder	0	0	0	0
Negligent Manslaughter	0	0	0	0
Forcible Rape	0	0	0	0
Robbery	0	0	0	0
Aggravated Assault	12	10	6	1
Burglary	31	2	3	0
Larceny	60	9	4	5
Motor Vehicle Theft	11	4	1	3
Arson	2	0	0	0
Simple Assault	5	0	0	0
Intimidation	0	0	0	0
Bribery	0	0	0	0
Counterfeiting/Forgery	3	1	1	0
Vandalism	87	8	1	0
Drug/Narcotics	14	14	17	2
Drug Equipment	12	12	2	1
Embezzlement	1	0	0	0
Extortion/Blackmail	0	0	0	0
Fraud	5	0	0	0
Gambling	0	0	0	0
Kidnapping	2	2	0	0
Pornography	0	0	0	0
Prostitution	0	0	0	0
Forcible Sodomy	0	0	0	0
Sexual Assault w/Object	0	0	0	0
Forcible Fondling	3	1	2	0
Incest	0	0	0	0
Statutory Rape	0	0	0	0
Stolen Property	2	2	0	0
Weapon Law Violation	4	3	0	0
Total Group "A"	254	68	37	12

Total Offenses - 5 year trend



Total Arrests - 5 year trend



Group "B" Arrests	Arrests	
	Adult	Juvenile
Bad Checks	0	0
Curfew/Vagrancy	0	4
Disorderly Conduct	0	0
DUI	21	0
Drunkenness	1	0
Family Offense-nonviolent	0	0
Liquor Law Violation	13	9
Peeping Tom	0	0
Runaways	0	22
Trespass	1	1
All Other Offenses	73	18
Total Group "B"	109	54

Agency 2007 Crime Report

Filer Police Department

Population: 1,919
County: Twin Falls

Offense Overview

- Offense total 36
- % change from 2006 **-10.0**
- # of cleared offenses 29
- Percent cleared 80.6

- Group "A" Crime Rate per 100,000 population 1876.0

- Summary based reporting crime rate per 100,000 population is calculated for other state crime comparisons only. 364.8

Arrest Overview

- Arrest total 72
- % change from 2006 1.4
- Adult arrest total 38
- Juvenile arrest total 34

- Arrest Rate per 100,000 population 3752.0

Group "A" Offenses	Offenses		Arrests	
	# Reported	# Cleared	Adult	Juvenile
Murder	0	0	0	0
Negligent Manslaughter	0	0	0	0
Forcible Rape	0	0	0	0
Robbery	0	0	0	0
Aggravated Assault	3	1	1	0
Burglary	0	0	0	0
Larceny	2	2	0	2
Motor Vehicle Theft	2	0	0	0
Arson	0	0	0	0
Simple Assault	4	6	2	2
Intimidation	0	0	0	0
Bribery	0	0	0	0
Counterfeiting/Forgery	2	1	0	1
Vandalism	4	2	1	2
Drug/Narcotics	8	7	3	4
Drug Equipment	9	9	3	1
Embezzlement	0	0	0	0
Extortion/Blackmail	0	0	0	0
Fraud	2	1	1	0
Gambling	0	0	0	0
Kidnapping	0	0	0	0
Pornography	0	0	0	0
Prostitution	0	0	0	0
Forcible Sodomy	0	0	0	0
Sexual Assault w/Object	0	0	0	0
Forcible Fondling	0	0	0	0
Incest	0	0	0	0
Statutory Rape	0	0	0	0
Stolen Property	0	0	0	0
Weapon Law Violation	0	0	0	0
Total Group "A"	36	29	11	12

Total Offenses - 5 year trend



Total Arrests - 5 year trend



Group "B" Arrests	Arrests	
	Adult	Juvenile
Bad Checks	0	0
Curfew/Vagrancy	0	2
Disorderly Conduct	0	0
DUI	17	0
Drunkenness	0	0
Family Offense-nonviolent	0	0
Liquor Law Violation	6	8
Peeping Tom	0	0
Runaways	0	0
Trespass	1	0
All Other Offenses	3	12
Total Group "B"	27	22

Agency 2007 Crime Report

Kimberly Police Department

Population: 2,807
County: Twin Falls

Offense Overview

- Offense total 89
- % change from 2006 25.4
- # of cleared offenses 45
- Percent cleared 50.6

- Group "A" Crime Rate per 100,000 population 3170.6

- Summary based reporting crime rate per 100,000 population is calculated for other state crime comparisons only. 1710.0

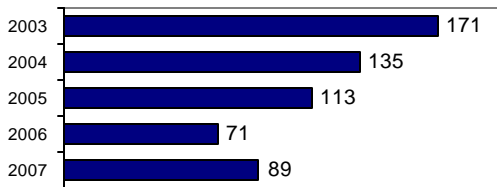
Arrest Overview

- Arrest total 126
- % change from 2006 -6.7
- Adult arrest total 67
- Juvenile arrest total 59


- Arrest Rate per 100,000 population 4488.8

Group "A" Offenses	Offenses		Arrests	
	# Reported	# Cleared	Adult	Juvenile
Murder	0	0	0	0
Negligent Manslaughter	0	0	0	0
Forcible Rape	0	0	0	0
Robbery	0	0	0	0
Aggravated Assault	1	1	0	1
Burglary	13	3	0	2
Larceny	33	12	8	4
Motor Vehicle Theft	1	0	0	0
Arson	0	0	0	0
Simple Assault	21	18	9	3
Intimidation	2	2	1	0
Bribery	0	0	0	0
Counterfeiting/Forgery	0	0	2	0
Vandalism	10	2	1	2
Drug/Narcotics	3	3	2	1
Drug Equipment	1	1	1	0
Embezzlement	0	0	0	0
Extortion/Blackmail	0	0	0	0
Fraud	0	0	0	0
Gambling	0	0	0	0
Kidnapping	0	0	0	0
Pornography	0	0	0	0
Prostitution	0	0	0	0
Forcible Sodomy	0	0	0	0
Sexual Assault w/Object	0	0	0	0
Forcible Fondling	1	1	1	0
Incest	0	0	0	0
Statutory Rape	0	0	0	0
Stolen Property	1	0	0	0
Weapon Law Violation	2	2	0	5
Total Group "A"	89	45	25	18

Total Offenses - 5 year trend



Total Arrests - 5 year trend



Group "B" Arrests	Arrests	
	Adult	Juvenile
Bad Checks	0	0
Curfew/Vagrancy	0	0
Disorderly Conduct	1	0
DUI	18	1
Drunkenness	0	0
Family Offense-nonviolent	0	0
Liquor Law Violation	9	4
Peeping Tom	0	0
Runaways	0	4
Trespass	0	2
All Other Offenses	14	30
Total Group "B"	42	41

Agency 2007 Crime Report

Twin Falls Police Department

Population: 41,236
County: Twin Falls

Offense Overview

- Offense total 3,841
- % change from 2006 **-9.0**
- # of cleared offenses 1,549
- Percent cleared 40.3

- Group "A" Crime Rate per 100,000 population 9314.7

- Summary based reporting crime rate per 100,000 population is calculated for other state crime comparisons only. 4115.3


Arrest Overview

- Arrest total 2,080
- % change from 2006 5.3
- Adult arrest total 1,620
- Juvenile arrest total 460


- Arrest Rate per 100,000 population 5044.1

Group "A" Offenses	Offenses		Arrests	
	# Reported	# Cleared	Adult	Juvenile
Murder	4	4	9	0
Negligent Manslaughter	1	1	1	0
Forcible Rape	21	11	0	0
Robbery	14	4	1	1
Aggravated Assault	116	80	40	3
Burglary	292	30	14	5
Larceny	1,165	320	160	144
Motor Vehicle Theft	74	14	4	3
Arson	11	2	1	1
Simple Assault	520	320	94	22
Intimidation	126	58	15	0
Bribery	0	0	0	0
Counterfeiting/Forgery	60	18	5	1
Vandalism	602	55	22	10
Drug/Narcotics	282	259	247	41
Drug Equipment	241	231	119	11
Embezzlement	8	4	1	0
Extortion/Blackmail	0	0	0	0
Fraud	138	39	7	1
Gambling	0	0	0	0
Kidnapping	16	7	1	0
Pornography	3	1	1	0
Prostitution	1	0	0	0
Forcible Sodomy	2	2	0	0
Sexual Assault w/Object	2	2	0	0
Forcible Fondling	67	35	6	2
Incest	0	0	0	0
Statutory Rape	9	5	6	0
Stolen Property	20	15	9	1
Weapon Law Violation	46	32	15	4
Total Group "A"	3,841	1,549	778	250

Total Offenses - 5 year trend



Total Arrests - 5 year trend



Group "B" Arrests	Arrests	
	Adult	Juvenile
Bad Checks	1	0
Curfew/Vagrancy	0	22
Disorderly Conduct	28	3
DUI	285	9
Drunkenness	10	0
Family Offense-nonviolent	18	0
Liquor Law Violation	60	60
Peeping Tom	0	0
Runaways	0	63
Trespass	12	0
All Other Offenses	428	53
Total Group "B"	842	210

Agency 2007 Crime Report

Twin Falls County Sheriff

Population: 22,998
County: Twin Falls

Offense Overview

- Offense total 798
- % change from 2006 21.6
- # of cleared offenses 386
- Percent cleared 48.4

- Group "A" Crime Rate per 100,000 population 3469.9

- Summary based reporting crime rate per 100,000 population is calculated for other state crime comparisons only. 1265.3


Arrest Overview

- Arrest total 546
- % change from 2006 17.4
- Adult arrest total 499
- Juvenile arrest total 47

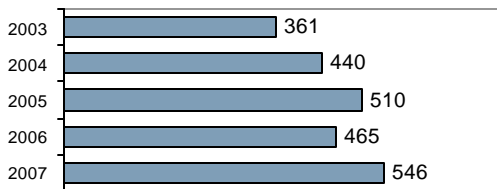
- Arrest Rate per 100,000 population 2374.1

Group "A" Offenses	Offenses		Arrests	
	# Reported	# Cleared	Adult	Juvenile
Murder	0	0	0	0
Negligent Manslaughter	0	0	0	0
Forcible Rape	7	5	5	2
Robbery	2	2	0	0
Aggravated Assault	34	27	18	0
Burglary	89	11	9	4
Larceny	139	27	34	3
Motor Vehicle Theft	14	1	0	0
Arson	6	3	3	0
Simple Assault	117	93	57	5
Intimidation	32	17	9	0
Bribery	0	0	0	0
Counterfeiting/Forgery	4	1	1	0
Vandalism	108	15	7	2
Drug/Narcotics	76	64	53	4
Drug Equipment	69	65	24	0
Embezzlement	0	0	0	0
Extortion/Blackmail	0	0	0	0
Fraud	19	7	5	0
Gambling	0	0	0	0
Kidnapping	10	8	7	0
Pornography	3	0	0	0
Prostitution	1	0	0	0
Forcible Sodomy	0	0	0	0
Sexual Assault w/Object	1	0	0	0
Forcible Fondling	40	19	7	2
Incest	0	0	0	0
Statutory Rape	3	1	1	0
Stolen Property	16	13	7	4
Weapon Law Violation	8	7	2	4
Total Group "A"	798	386	249	30

Total Offenses - 5 year trend



Total Arrests - 5 year trend



Group "B" Arrests	Arrests	
	Adult	Juvenile
Bad Checks	0	0
Curfew/Vagrancy	0	0
Disorderly Conduct	5	0
DUI	161	4
Drunkenness	0	0
Family Offense-nonviolent	3	0
Liquor Law Violation	19	5
Peeping Tom	0	0
Runaways	0	4
Trespass	5	2
All Other Offenses	57	2
Total Group "B"	250	17

Agency 2007 Crime Report

Twin Falls County Total

Population: 72,988
County: Twin Falls

Offense Overview

- Offense total 5,018
- % change from 2006 **-5.5**
- # of cleared offenses 2,077
- Percent cleared 41.4

- Group "A" Crime Rate per 100,000 population 6875.1

- Summary based reporting crime rate per 100,000 population is calculated for other state crime comparisons only. 2958.0

Arrest Overview

- Arrest total 3,036
- % change from 2006 5.0
- Adult arrest total 2,370
- Juvenile arrest total 666

- Arrest Rate per 100,000 population 4159.6

Group "A" Offenses	Offenses		Arrests	
	# Reported	# Cleared	Adult	Juvenile
Murder	4	4	9	0
Negligent Manslaughter	1	1	1	0
Forcible Rape	28	16	5	2
Robbery	16	6	1	1
Aggravated Assault	166	119	65	5
Burglary	425	46	26	11
Larceny	1,399	370	206	158
Motor Vehicle Theft	102	19	5	6
Arson	19	5	4	1
Simple Assault	667	437	162	32
Intimidation	160	77	25	0
Bribery	0	0	0	0
Counterfeiting/Forgery	69	21	9	2
Vandalism	811	82	32	16
Drug/Narcotics	383	347	322	52
Drug Equipment	332	318	149	13
Embezzlement	9	4	1	0
Extortion/Blackmail	0	0	0	0
Fraud	164	47	13	1
Gambling	0	0	0	0
Kidnapping	28	17	8	0
Pornography	6	1	1	0
Prostitution	2	0	0	0
Forcible Sodomy	2	2	0	0
Sexual Assault w/Object	3	2	0	0
Forcible Fondling	111	56	16	4
Incest	0	0	0	0
Statutory Rape	12	6	7	0
Stolen Property	39	30	16	5
Weapon Law Violation	60	44	17	13
Total Group "A"	5,018	2,077	1,100	322

Total Offenses - 5 year trend



Total Arrests - 5 year trend



Group "B" Arrests	Arrests	
	Adult	Juvenile
Bad Checks	1	0
Curfew/Vagrancy	0	28
Disorderly Conduct	34	3
DUI	502	14
Drunkenness	11	0
Family Offense-nonviolent	21	0
Liquor Law Violation	107	86
Peeping Tom	0	0
Runaways	0	93
Trespass	19	5
All Other Offenses	575	115
Total Group "B"	1,270	344