

Agency 2008 Crime Report

Cottonwood Police Department

Population: 1,034
County: Idaho

Offense Overview

- Offense total 26
- % change from 2007 -23.5
- # of cleared offenses 14
- Percent cleared 53.8

- Group "A" Crime Rate per 100,000 population 2514.5

- Summary based reporting crime rate per 100,000 population is calculated for other state crime comparisons only. 1257.3

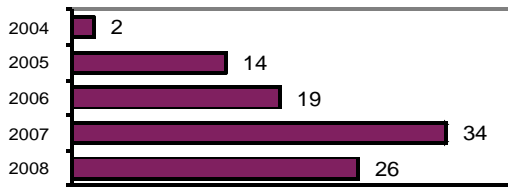
Arrest Overview

- Arrest total 32
- % change from 2007 255.6
- Adult arrest total 16
- Juvenile arrest total 16

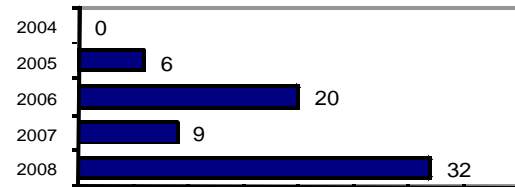
- Arrest Rate per 100,000 population 3094.8

Group "A" Offenses	Offenses		Arrests	
	# Reported	# Cleared	Adult	Juvenile
Murder	0	0	0	0
Negligent Manslaughter	0	0	0	0
Forcible Rape	0	0	0	0
Robbery	0	0	0	0
Aggravated Assault	5	4	1	4
Burglary	4	2	0	11
Larceny	4	2	1	0
Motor Vehicle Theft	0	0	0	0
Arson	0	0	0	0
Simple Assault	4	4	3	0
Intimidation	0	0	0	0
Bribery	0	0	0	0
Counterfeiting/Forgery	2	0	0	0
Vandalism	4	0	0	0
Drug/Narcotics	0	0	0	0
Drug Equipment	0	0	0	0
Embezzlement	0	0	0	0
Extortion/Blackmail	0	0	0	0
Fraud	3	2	3	0
Gambling	0	0	0	0
Kidnapping	0	0	0	0
Pornography	0	0	0	0
Prostitution	0	0	0	0
Forcible Sodomy	0	0	0	0
Sexual Assault w/Object	0	0	0	0
Forcible Fondling	0	0	0	0
Incest	0	0	0	0
Statutory Rape	0	0	0	0
Stolen Property	0	0	0	0
Weapon Law Violation	0	0	0	0
Total Group "A"	26	14	8	15

Total Offenses - 5 year trend



Total Arrests - 5 year trend



Group "B" Arrests	Arrests	
	Adult	Juvenile
Bad Checks	1	0
Curfew/Vagrancy	0	0
Disorderly Conduct	1	0
DUI	2	0
Drunkenness	0	0
Family Offense-nonviolent	0	0
Liquor Law Violation	1	1
Peeping Tom	0	0
Runaways	0	0
Trespass	0	0
All Other Offenses	3	0
Total Group "B"	8	1

Agency 2008 Crime Report

Grangeville Police Department

Population: 3,076
County: Idaho

Offense Overview

- Offense total 283
- % change from 2007 4.4
- # of cleared offenses 134
- Percent cleared 47.3

- Group "A" Crime Rate per 100,000 population 9200.3

- Summary based reporting crime rate per 100,000 population is calculated for other state crime comparisons only. 3836.2

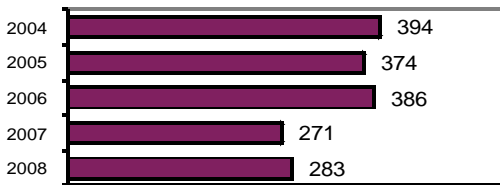
Arrest Overview

- Arrest total 317
- % change from 2007 -12.4
- Adult arrest total 231
- Juvenile arrest total 86

- Arrest Rate per 100,000 population 10305.6

Group "A" Offenses	Offenses		Arrests	
	# Reported	# Cleared	Adult	Juvenile
Murder	0	0	0	0
Negligent Manslaughter	0	0	0	0
Forcible Rape	1	0	1	0
Robbery	0	0	0	0
Aggravated Assault	4	4	3	0
Burglary	24	8	11	3
Larceny	85	20	13	6
Motor Vehicle Theft	4	1	0	0
Arson	0	0	0	0
Simple Assault	68	63	40	15
Intimidation	8	6	2	1
Bribery	0	0	0	0
Counterfeiting/Forgery	1	1	1	0
Vandalism	63	18	9	11
Drug/Narcotics	4	4	3	0
Drug Equipment	4	4	1	0
Embezzlement	0	0	1	0
Extortion/Blackmail	0	0	1	0
Fraud	10	0	4	0
Gambling	0	0	0	0
Kidnapping	0	0	0	0
Pornography	1	1	2	0
Prostitution	0	0	0	0
Forcible Sodomy	0	0	0	0
Sexual Assault w/Object	0	0	0	0
Forcible Fondling	0	0	0	0
Incest	0	0	0	0
Statutory Rape	1	1	0	0
Stolen Property	1	1	0	0
Weapon Law Violation	4	2	1	1
Total Group "A"	283	134	93	37

Total Offenses - 5 year trend



Total Arrests - 5 year trend



Group "B" Arrests	Arrests	
	Adult	Juvenile
Bad Checks	19	0
Curfew/Vagrancy	0	0
Disorderly Conduct	5	1
DUI	19	0
Drunkenness	0	0
Family Offense-nonviolent	1	0
Liquor Law Violation	14	11
Peeping Tom	0	0
Runaways	0	0
Trespass	5	3
All Other Offenses	75	34
Total Group "B"	138	49

Agency 2008 Crime Report

Idaho County Sheriff

Population: 11,183
County: Idaho

Offense Overview

- Offense total 239
- % change from 2007 -5.2
- # of cleared offenses 127
- Percent cleared 53.1

- Group "A" Crime Rate per 100,000 population 2137.2

- Summary based reporting crime rate per 100,000 population is calculated for other state crime comparisons only. 867.4

Arrest Overview

- Arrest total 385
- % change from 2007 11.6
- Adult arrest total 346
- Juvenile arrest total 39

- Arrest Rate per 100,000 population 3442.7

Group "A" Offenses	Offenses		Arrests	
	# Reported	# Cleared	Adult	Juvenile
Murder	0	0	0	0
Negligent Manslaughter	1	1	0	0
Forcible Rape	1	1	1	0
Robbery	0	0	0	0
Aggravated Assault	8	8	5	1
Burglary	17	2	1	1
Larceny	61	6	9	0
Motor Vehicle Theft	10	4	0	0
Arson	0	0	0	0
Simple Assault	39	39	31	7
Intimidation	0	0	0	1
Bribery	0	0	0	0
Counterfeiting/Forgery	1	1	1	0
Vandalism	47	14	7	0
Drug/Narcotics	14	14	15	0
Drug Equipment	26	26	7	1
Embezzlement	0	0	0	0
Extortion/Blackmail	0	0	0	0
Fraud	1	0	0	0
Gambling	0	0	0	0
Kidnapping	2	2	0	0
Pornography	0	0	0	0
Prostitution	0	0	0	0
Forcible Sodomy	0	0	0	0
Sexual Assault w/Object	0	0	0	0
Forcible Fondling	1	1	0	0
Incest	2	2	0	0
Statutory Rape	0	0	0	0
Stolen Property	2	1	0	4
Weapon Law Violation	6	5	5	0
Total Group "A"	239	127	82	15

Total Offenses - 5 year trend



Total Arrests - 5 year trend



Group "B" Arrests	Arrests	
	Adult	Juvenile
Bad Checks	1	0
Curfew/Vagrancy	0	0
Disorderly Conduct	15	0
DUI	71	1
Drunkenness	0	0
Family Offense-nonviolent	0	0
Liquor Law Violation	27	11
Peeping Tom	0	0
Runaways	0	0
Trespass	20	0
All Other Offenses	130	12
Total Group "B"	264	24

Agency 2008 Crime Report

Idaho County Total

Population: 15,293
County: Idaho

Offense Overview

- Offense total 548
- % change from 2007 -1.6
- # of cleared offenses 275
- Percent cleared 50.2

- Group "A" Crime Rate per 100,000 population 3583.3

- Summary based reporting crime rate per 100,000 population is calculated for other state crime comparisons only. 1490.9

Arrest Overview

- Arrest total 734
- % change from 2007 2.5
- Adult arrest total 593
- Juvenile arrest total 141

- Arrest Rate per 100,000 population 4799.6

Group "A" Offenses	Offenses		Arrests	
	# Reported	# Cleared	Adult	Juvenile
Murder	0	0	0	0
Negligent Manslaughter	1	1	0	0
Forcible Rape	2	1	2	0
Robbery	0	0	0	0
Aggravated Assault	17	16	9	5
Burglary	45	12	12	15
Larceny	150	28	23	6
Motor Vehicle Theft	14	5	0	0
Arson	0	0	0	0
Simple Assault	111	106	74	22
Intimidation	8	6	2	2
Bribery	0	0	0	0
Counterfeiting/Forgery	4	2	2	0
Vandalism	114	32	16	11
Drug/Narcotics	18	18	18	0
Drug Equipment	30	30	8	1
Embezzlement	0	0	1	0
Extortion/Blackmail	0	0	1	0
Fraud	14	2	7	0
Gambling	0	0	0	0
Kidnapping	2	2	0	0
Pornography	1	1	2	0
Prostitution	0	0	0	0
Forcible Sodomy	0	0	0	0
Sexual Assault w/Object	0	0	0	0
Forcible Fondling	1	1	0	0
Incest	2	2	0	0
Statutory Rape	1	1	0	0
Stolen Property	3	2	0	4
Weapon Law Violation	10	7	6	1
Total Group "A"	548	275	183	67

Total Offenses - 5 year trend



Total Arrests - 5 year trend



Group "B" Arrests	Arrests	
	Adult	Juvenile
Bad Checks	21	0
Curfew/Vagrancy	0	0
Disorderly Conduct	21	1
DUI	92	1
Drunkenness	0	0
Family Offense-nonviolent	1	0
Liquor Law Violation	42	23
Peeping Tom	0	0
Runaways	0	0
Trespass	25	3
All Other Offenses	208	46
Total Group "B"	410	74