

Agency 2008 Crime Report

Rigby Police Department

Population: 3,351
County: Jefferson

Offense Overview

- Offense total 279
- % change from 2007 17.2
- # of cleared offenses 126
- Percent cleared 45.2

- Group "A" Crime Rate per 100,000 population 8325.9

- Summary based reporting crime rate per 100,000 population is calculated for other state crime comparisons only. 3163.2

Arrest Overview

- Arrest total 174
- % change from 2007 -13.4
- Adult arrest total 119
- Juvenile arrest total 55

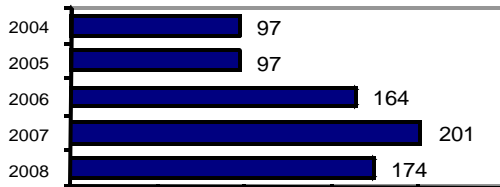
- Arrest Rate per 100,000 population 5192.5

Group "A" Offenses	Offenses		Arrests	
	# Reported	# Cleared	Adult	Juvenile
Murder	0	0	0	0
Negligent Manslaughter	0	0	0	0
Forcible Rape	2	0	0	0
Robbery	0	0	0	0
Aggravated Assault	5	4	3	0
Burglary	21	10	8	1
Larceny	76	28	8	11
Motor Vehicle Theft	2	2	1	0
Arson	0	0	0	0
Simple Assault	40	30	5	4
Intimidation	53	18	1	0
Bribery	0	0	0	0
Counterfeiting/Forgery	1	1	1	0
Vandalism	42	11	3	8
Drug/Narcotics	11	8	3	1
Drug Equipment	9	8	7	1
Embezzlement	2	0	0	0
Extortion/Blackmail	0	0	0	0
Fraud	9	0	0	0
Gambling	0	0	0	0
Kidnapping	0	0	0	0
Pornography	0	0	0	0
Prostitution	0	0	0	0
Forcible Sodomy	0	0	0	0
Sexual Assault w/Object	0	0	0	0
Forcible Fondling	5	5	1	0
Incest	0	0	0	0
Statutory Rape	0	0	0	0
Stolen Property	0	0	0	0
Weapon Law Violation	1	1	0	0
Total Group "A"	279	126	41	26

Total Offenses - 5 year trend



Total Arrests - 5 year trend



Group "B" Arrests	Arrests	
	Adult	Juvenile
Bad Checks	0	0
Curfew/Vagrancy	0	2
Disorderly Conduct	7	9
DUI	27	0
Drunkenness	0	0
Family Offense-nonviolent	0	0
Liquor Law Violation	13	12
Peeping Tom	0	0
Runaways	0	0
Trespass	0	0
All Other Offenses	31	6
Total Group "B"	78	29

Agency 2008 Crime Report

Jefferson County Sheriff

Population: 19,943
County: Jefferson

Offense Overview

- Offense total 464
- % change from 2007 -13.1
- # of cleared offenses 158
- Percent cleared 34.1

- Group "A" Crime Rate per 100,000 population 2326.6

- Summary based reporting crime rate per 100,000 population is calculated for other state crime comparisons only. 1128.2

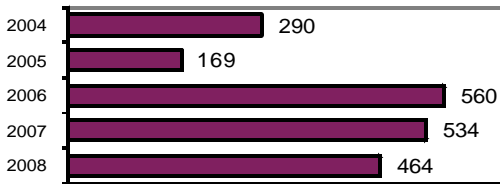
Arrest Overview

- Arrest total 283
- % change from 2007 -5.7
- Adult arrest total 204
- Juvenile arrest total 79

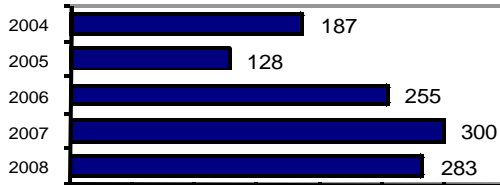
- Arrest Rate per 100,000 population 1419.0

Group "A" Offenses	Offenses		Arrests	
	# Reported	# Cleared	Adult	Juvenile
Murder	0	0	0	0
Negligent Manslaughter	0	0	0	0
Forcible Rape	3	2	1	0
Robbery	0	0	0	0
Aggravated Assault	15	15	10	1
Burglary	56	20	27	11
Larceny	139	18	5	6
Motor Vehicle Theft	12	2	3	0
Arson	0	0	0	0
Simple Assault	55	36	18	7
Intimidation	19	5	1	1
Bribery	0	0	0	0
Counterfeiting/Forgery	2	2	2	0
Vandalism	95	19	7	11
Drug/Narcotics	14	13	7	1
Drug Equipment	18	16	6	3
Embezzlement	0	0	0	0
Extortion/Blackmail	0	0	0	0
Fraud	26	2	0	0
Gambling	0	0	0	2
Kidnapping	0	0	0	0
Pornography	0	0	0	0
Prostitution	0	0	0	0
Forcible Sodomy	0	0	0	0
Sexual Assault w/Object	0	0	0	0
Forcible Fondling	5	5	1	3
Incest	0	0	0	0
Statutory Rape	0	0	0	0
Stolen Property	2	2	1	0
Weapon Law Violation	3	1	0	1
Total Group "A"	464	158	89	47

Total Offenses - 5 year trend



Total Arrests - 5 year trend



Group "B" Arrests	Arrests	
	Adult	Juvenile
Bad Checks	0	0
Curfew/Vagrancy	0	1
Disorderly Conduct	7	4
DUI	58	0
Drunkenness	0	0
Family Offense-nonviolent	0	0
Liquor Law Violation	25	10
Peeping Tom	0	0
Runaways	0	0
Trespass	3	2
All Other Offenses	22	15
Total Group "B"	115	32

Agency 2008 Crime Report

Jefferson County Total

Population: 23,294
County: Jefferson

Offense Overview

- Offense total 743
- % change from 2007 **-3.8**
- # of cleared offenses 284
- Percent cleared 38.2

- Group "A" Crime Rate per 100,000 population 3189.7

- Summary based reporting crime rate per 100,000 population is calculated for other state crime comparisons only. 1421.0

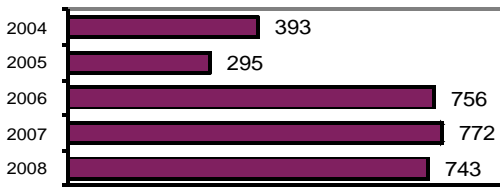
Arrest Overview

- Arrest total 457
- % change from 2007 **-8.8**
- Adult arrest total 323
- Juvenile arrest total 134


- Arrest Rate per 100,000 population 1961.9

Group "A" Offenses	Offenses		Arrests	
	# Reported	# Cleared	Adult	Juvenile
Murder	0	0	0	0
Negligent Manslaughter	0	0	0	0
Forcible Rape	5	2	1	0
Robbery	0	0	0	0
Aggravated Assault	20	19	13	1
Burglary	77	30	35	12
Larceny	215	46	13	17
Motor Vehicle Theft	14	4	4	0
Arson	0	0	0	0
Simple Assault	95	66	23	11
Intimidation	72	23	2	1
Bribery	0	0	0	0
Counterfeiting/Forgery	3	3	3	0
Vandalism	137	30	10	19
Drug/Narcotics	25	21	10	2
Drug Equipment	27	24	13	4
Embezzlement	2	0	0	0
Extortion/Blackmail	0	0	0	0
Fraud	35	2	0	0
Gambling	0	0	0	2
Kidnapping	0	0	0	0
Pornography	0	0	0	0
Prostitution	0	0	0	0
Forcible Sodomy	0	0	0	0
Sexual Assault w/Object	0	0	0	0
Forcible Fondling	10	10	2	3
Incest	0	0	0	0
Statutory Rape	0	0	0	0
Stolen Property	2	2	1	0
Weapon Law Violation	4	2	0	1
Total Group "A"	743	284	130	73

Total Offenses - 5 year trend



Total Arrests - 5 year trend



Group "B" Arrests	Arrests	
	Adult	Juvenile
Bad Checks	0	0
Curfew/Vagrancy	0	3
Disorderly Conduct	14	13
DUI	85	0
Drunkenness	0	0
Family Offense-nonviolent	0	0
Liquor Law Violation	38	22
Peeping Tom	0	0
Runaways	0	0
Trespass	3	2
All Other Offenses	53	21
Total Group "B"	193	61