

Agency 2008 Crime Report

Jerome Police Department

Population: 8,923
County: Jerome

Offense Overview

- Offense total 655
- % change from 2007 -14.7
- # of cleared offenses 310
- Percent cleared 47.3

- Group "A" Crime Rate per 100,000 population 7340.6

- Summary based reporting crime rate per 100,000 population is calculated for other state crime comparisons only. 2555.2

Arrest Overview

- Arrest total 797
- % change from 2007 24.1
- Adult arrest total 612
- Juvenile arrest total 185

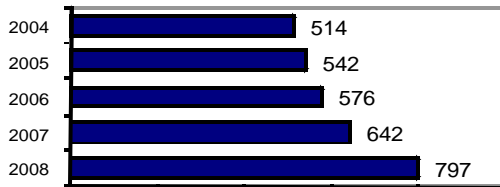
- Arrest Rate per 100,000 population 8932.0

Group "A" Offenses	Offenses		Arrests	
	# Reported	# Cleared	Adult	Juvenile
Murder	2	1	1	0
Negligent Manslaughter	0	0	0	0
Forcible Rape	1	0	0	0
Robbery	4	2	3	0
Aggravated Assault	24	17	12	2
Burglary	44	13	13	2
Larceny	141	40	23	24
Motor Vehicle Theft	11	2	1	0
Arson	1	0	0	0
Simple Assault	122	105	47	31
Intimidation	9	6	4	0
Bribery	0	0	0	0
Counterfeiting/Forgery	5	4	5	0
Vandalism	170	31	10	19
Drug/Narcotics	37	35	29	5
Drug Equipment	28	27	10	1
Embezzlement	1	0	0	0
Extortion/Blackmail	0	0	0	0
Fraud	16	3	2	0
Gambling	0	0	0	0
Kidnapping	3	2	1	0
Pornography	1	0	0	0
Prostitution	0	0	0	0
Forcible Sodomy	0	0	0	0
Sexual Assault w/Object	0	0	0	0
Forcible Fondling	11	4	3	0
Incest	1	1	0	1
Statutory Rape	8	4	1	0
Stolen Property	5	3	2	0
Weapon Law Violation	10	10	5	0
Total Group "A"	655	310	172	85

Total Offenses - 5 year trend



Total Arrests - 5 year trend



Group "B" Arrests	Arrests	
	Adult	Juvenile
Bad Checks	1	0
Curfew/Vagrancy	0	2
Disorderly Conduct	29	10
DUI	191	5
Drunkenness	2	0
Family Offense-nonviolent	8	0
Liquor Law Violation	37	28
Peeping Tom	0	0
Runaways	0	10
Trespass	3	1
All Other Offenses	169	44
Total Group "B"	440	100

Agency 2008 Crime Report

Jerome County Sheriff

Population: 11,307
County: Jerome

Offense Overview

- Offense total 295
- % change from 2007 46.0
- # of cleared offenses 139
- Percent cleared 47.1

- Group "A" Crime Rate per 100,000 population 2609.0

- Summary based reporting crime rate per 100,000 population is calculated for other state crime comparisons only. 1149.7


Arrest Overview

- Arrest total 665
- % change from 2007 76.4
- Adult arrest total 598
- Juvenile arrest total 67

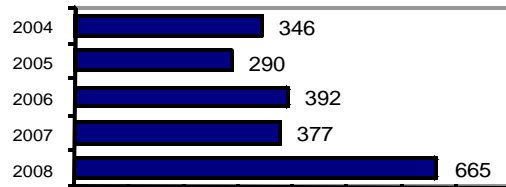
- Arrest Rate per 100,000 population 5881.3

Group "A" Offenses	Offenses		Arrests	
	# Reported	# Cleared	Adult	Juvenile
Murder	1	1	1	0
Negligent Manslaughter	0	0	0	0
Forcible Rape	2	2	2	0
Robbery	0	0	0	0
Aggravated Assault	5	3	2	0
Burglary	36	2	1	0
Larceny	75	5	4	1
Motor Vehicle Theft	10	0	0	0
Arson	1	1	1	0
Simple Assault	33	30	25	1
Intimidation	0	0	0	0
Bribery	0	0	0	0
Counterfeiting/Forgery	1	0	0	0
Vandalism	38	4	1	5
Drug/Narcotics	54	53	60	4
Drug Equipment	34	34	7	0
Embezzlement	0	0	0	0
Extortion/Blackmail	0	0	0	0
Fraud	0	0	0	0
Gambling	0	0	0	0
Kidnapping	0	0	0	0
Pornography	0	0	0	0
Prostitution	0	0	0	0
Forcible Sodomy	0	0	0	0
Sexual Assault w/Object	0	0	0	0
Forcible Fondling	3	3	3	0
Incest	1	0	0	0
Statutory Rape	0	0	0	0
Stolen Property	0	0	0	0
Weapon Law Violation	1	1	1	0
Total Group "A"	295	139	108	11

Total Offenses - 5 year trend



Total Arrests - 5 year trend



Group "B" Arrests	Arrests	
	Adult	Juvenile
Bad Checks	0	0
Curfew/Vagrancy	0	0
Disorderly Conduct	6	0
DUI	129	3
Drunkenness	0	0
Family Offense-nonviolent	0	0
Liquor Law Violation	28	17
Peeping Tom	0	0
Runaways	0	0
Trespass	6	0
All Other Offenses	321	36
Total Group "B"	490	56

Agency 2008 Crime Report

Jerome County Total

Population: 20,230
County: Jerome

Offense Overview

- Offense total 950
- % change from 2007 **-2.1**
- # of cleared offenses 449
- Percent cleared 47.3

- Group "A" Crime Rate per 100,000 population 4696.0

- Summary based reporting crime rate per 100,000 population is calculated for other state crime comparisons only. 1769.6

Arrest Overview

- Arrest total 1,462
- % change from 2007 43.5
- Adult arrest total 1,210
- Juvenile arrest total 252

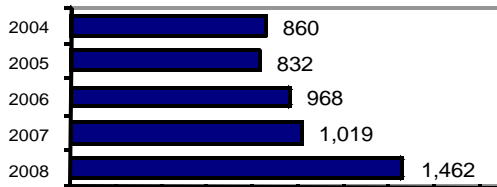
- Arrest Rate per 100,000 population 7226.9

Group "A" Offenses	Offenses		Arrests	
	# Reported	# Cleared	Adult	Juvenile
Murder	3	2	2	0
Negligent Manslaughter	0	0	0	0
Forcible Rape	3	2	2	0
Robbery	4	2	3	0
Aggravated Assault	29	20	14	2
Burglary	80	15	14	2
Larceny	216	45	27	25
Motor Vehicle Theft	21	2	1	0
Arson	2	1	1	0
Simple Assault	155	135	72	32
Intimidation	9	6	4	0
Bribery	0	0	0	0
Counterfeiting/Forgery	6	4	5	0
Vandalism	208	35	11	24
Drug/Narcotics	91	88	89	9
Drug Equipment	62	61	17	1
Embezzlement	1	0	0	0
Extortion/Blackmail	0	0	0	0
Fraud	16	3	2	0
Gambling	0	0	0	0
Kidnapping	3	2	1	0
Pornography	1	0	0	0
Prostitution	0	0	0	0
Forcible Sodomy	0	0	0	0
Sexual Assault w/Object	0	0	0	0
Forcible Fondling	14	7	6	0
Incest	2	1	0	1
Statutory Rape	8	4	1	0
Stolen Property	5	3	2	0
Weapon Law Violation	11	11	6	0
Total Group "A"	950	449	280	96

Total Offenses - 5 year trend



Total Arrests - 5 year trend



Group "B" Arrests	Arrests	
	Adult	Juvenile
Bad Checks	1	0
Curfew/Vagrancy	0	2
Disorderly Conduct	35	10
DUI	320	8
Drunkenness	2	0
Family Offense-nonviolent	8	0
Liquor Law Violation	65	45
Peeping Tom	0	0
Runaways	0	10
Trespass	9	1
All Other Offenses	490	80
Total Group "B"	930	156