

Agency 2008 Crime Report

Rexburg Police Department

Population: 29,177
County: Madison

Offense Overview

- Offense total 524
- % change from 2007 -13.7
- # of cleared offenses 276
- Percent cleared 52.7

- Group "A" Crime Rate per 100,000 population 1795.9

- Summary based reporting crime rate per 100,000 population is calculated for other state crime comparisons only. 819.1

Arrest Overview

- Arrest total 562
- % change from 2007 -19.1
- Adult arrest total 376
- Juvenile arrest total 186

- Arrest Rate per 100,000 population 1926.2

Group "A" Offenses	Offenses		Arrests	
	# Reported	# Cleared	Adult	Juvenile
Murder	0	0	0	0
Negligent Manslaughter	0	0	0	0
Forcible Rape	0	0	0	0
Robbery	0	0	0	0
Aggravated Assault	8	8	4	0
Burglary	42	26	27	5
Larceny	178	69	19	79
Motor Vehicle Theft	10	4	0	3
Arson	1	0	0	0
Simple Assault	42	37	13	15
Intimidation	1	0	0	0
Bribery	0	0	0	0
Counterfeiting/Forgery	2	2	0	2
Vandalism	81	16	16	7
Drug/Narcotics	50	49	62	12
Drug Equipment	45	44	12	1
Embezzlement	4	4	3	1
Extortion/Blackmail	1	1	0	1
Fraud	42	5	3	0
Gambling	0	0	0	0
Kidnapping	0	0	0	0
Pornography	2	1	0	1
Prostitution	0	0	0	0
Forcible Sodomy	0	0	0	0
Sexual Assault w/Object	0	0	0	0
Forcible Fondling	7	4	1	1
Incest	0	0	0	0
Statutory Rape	0	0	0	0
Stolen Property	0	0	0	2
Weapon Law Violation	8	6	4	0
Total Group "A"	524	276	164	130

Total Offenses - 5 year trend



Total Arrests - 5 year trend



Group "B" Arrests	Arrests	
	Adult	Juvenile
Bad Checks	0	0
Curfew/Vagrancy	0	5
Disorderly Conduct	0	0
DUI	28	2
Drunkenness	4	0
Family Offense-nonviolent	0	0
Liquor Law Violation	72	13
Peeping Tom	0	0
Runaways	0	1
Trespass	2	2
All Other Offenses	106	33
Total Group "B"	212	56

Agency 2008 Crime Report

Madison County Sheriff

Population: 8,730
County: Madison

Offense Overview

- Offense total 268
- % change from 2007 2.3
- # of cleared offenses 168
- Percent cleared 62.7

- Group "A" Crime Rate per 100,000 population 3069.9

- Summary based reporting crime rate per 100,000 population is calculated for other state crime comparisons only. 1179.8


Arrest Overview

- Arrest total 183
- % change from 2007 -14.1
- Adult arrest total 143
- Juvenile arrest total 40

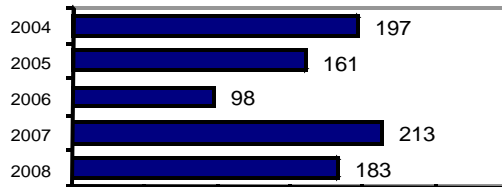
- Arrest Rate per 100,000 population 2096.2

Group "A" Offenses	Offenses		Arrests	
	# Reported	# Cleared	Adult	Juvenile
Murder	0	0	0	0
Negligent Manslaughter	0	0	0	0
Forcible Rape	7	6	3	0
Robbery	0	0	0	0
Aggravated Assault	13	13	4	1
Burglary	17	10	13	10
Larceny	64	9	3	0
Motor Vehicle Theft	1	0	0	0
Arson	1	1	1	0
Simple Assault	31	31	12	2
Intimidation	6	5	1	1
Bribery	0	0	0	0
Counterfeiting/Forgery	0	0	0	0
Vandalism	40	12	6	1
Drug/Narcotics	43	43	39	4
Drug Equipment	10	10	1	1
Embezzlement	0	0	0	0
Extortion/Blackmail	0	0	0	0
Fraud	20	14	2	0
Gambling	0	0	0	0
Kidnapping	1	1	1	0
Pornography	0	0	0	0
Prostitution	0	0	0	0
Forcible Sodomy	1	1	0	0
Sexual Assault w/Object	0	0	0	0
Forcible Fondling	8	8	3	1
Incest	0	0	0	1
Statutory Rape	2	2	0	0
Stolen Property	1	0	0	0
Weapon Law Violation	2	2	1	0
Total Group "A"	268	168	90	22

Total Offenses - 5 year trend



Total Arrests - 5 year trend



Group "B" Arrests	Arrests	
	Adult	Juvenile
Bad Checks	0	0
Curfew/Vagrancy	0	0
Disorderly Conduct	0	0
DUI	24	1
Drunkenness	3	9
Family Offense-nonviolent	0	0
Liquor Law Violation	4	0
Peeping Tom	0	0
Runaways	0	0
Trespass	3	0
All Other Offenses	19	8
Total Group "B"	53	18

Agency 2008 Crime Report

Madison County Total

Population: 37,907
County: Madison

Offense Overview

- Offense total 792
- % change from 2007 **-8.9**
- # of cleared offenses 444
- Percent cleared 56.1

- Group "A" Crime Rate per 100,000 population 2089.3

- Summary based reporting crime rate per 100,000 population is calculated for other state crime comparisons only. 902.2

Arrest Overview

- Arrest total 745
- % change from 2007 **-18.0**
- Adult arrest total 519
- Juvenile arrest total 226


- Arrest Rate per 100,000 population 1965.3

Group "A" Offenses	Offenses		Arrests	
	# Reported	# Cleared	Adult	Juvenile
Murder	0	0	0	0
Negligent Manslaughter	0	0	0	0
Forcible Rape	7	6	3	0
Robbery	0	0	0	0
Aggravated Assault	21	21	8	1
Burglary	59	36	40	15
Larceny	242	78	22	79
Motor Vehicle Theft	11	4	0	3
Arson	2	1	1	0
Simple Assault	73	68	25	17
Intimidation	7	5	1	1
Bribery	0	0	0	0
Counterfeiting/Forgery	2	2	0	2
Vandalism	121	28	22	8
Drug/Narcotics	93	92	101	16
Drug Equipment	55	54	13	2
Embezzlement	4	4	3	1
Extortion/Blackmail	1	1	0	1
Fraud	62	19	5	0
Gambling	0	0	0	0
Kidnapping	1	1	1	0
Pornography	2	1	0	1
Prostitution	0	0	0	0
Forcible Sodomy	1	1	0	0
Sexual Assault w/Object	0	0	0	0
Forcible Fondling	15	12	4	2
Incest	0	0	0	1
Statutory Rape	2	2	0	0
Stolen Property	1	0	0	2
Weapon Law Violation	10	8	5	0
Total Group "A"	792	444	254	152

Total Offenses - 5 year trend



Total Arrests - 5 year trend



Group "B" Arrests	Arrests	
	Adult	Juvenile
Bad Checks	0	0
Curfew/Vagrancy	0	5
Disorderly Conduct	0	0
DUI	52	3
Drunkenness	7	9
Family Offense-nonviolent	0	0
Liquor Law Violation	76	13
Peeping Tom	0	0
Runaways	0	1
Trespass	5	2
All Other Offenses	125	41
Total Group "B"	265	74