

Agency 2008 Crime Report

Cascade Police Department

Population: 1,003
County: Valley

Incomplete Reporting

Offense Overview

- Offense total 16
- % change from 2007 -76.5
- # of cleared offenses 8
- Percent cleared 50.0

- Group "A" Crime Rate per 100,000 population 1595.2

- Summary based reporting crime rate per 100,000 population is calculated for other state crime comparisons only. 398.8

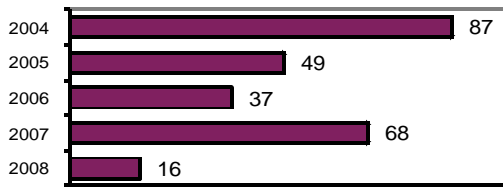
Arrest Overview

- Arrest total 18
- % change from 2007 -71.4
- Adult arrest total 17
- Juvenile arrest total 1

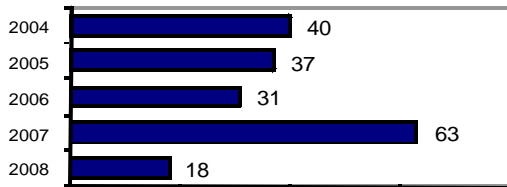
- Arrest Rate per 100,000 population 1794.6

Group "A" Offenses	Offenses		Arrests	
	# Reported	# Cleared	Adult	Juvenile
Murder	0	0	0	0
Negligent Manslaughter	0	0	0	0
Forcible Rape	0	0	0	0
Robbery	0	0	0	0
Aggravated Assault	1	1	1	0
Burglary	0	0	0	0
Larceny	3	0	0	0
Motor Vehicle Theft	0	0	0	0
Arson	0	0	0	0
Simple Assault	4	3	3	0
Intimidation	0	0	0	0
Bribery	0	0	0	0
Counterfeiting/Forgery	0	0	0	0
Vandalism	1	0	0	0
Drug/Narcotics	3	2	2	0
Drug Equipment	2	1	0	0
Embezzlement	0	0	0	0
Extortion/Blackmail	0	0	0	0
Fraud	0	0	0	0
Gambling	0	0	0	0
Kidnapping	0	0	0	0
Pornography	0	0	0	0
Prostitution	0	0	0	0
Forcible Sodomy	0	0	0	0
Sexual Assault w/Object	0	0	0	0
Forcible Fondling	0	0	0	0
Incest	0	0	0	0
Statutory Rape	1	1	1	0
Stolen Property	0	0	0	0
Weapon Law Violation	1	0	0	0
Total Group "A"	16	8	7	0

Total Offenses - 5 year trend



Total Arrests - 5 year trend



Group "B" Arrests	Arrests	
	Adult	Juvenile
Bad Checks	0	0
Curfew/Vagrancy	0	0
Disorderly Conduct	0	0
DUI	3	0
Drunkenness	0	0
Family Offense-nonviolent	0	0
Liquor Law Violation	5	1
Peeping Tom	0	0
Runaways	0	0
Trespass	0	0
All Other Offenses	2	0
Total Group "B"	10	1

Agency 2008 Crime Report

McCall Police Department

Population: 2,663
County: Valley

Offense Overview

- Offense total 388
- % change from 2007 **-2.8**
- # of cleared offenses 124
- Percent cleared 32.0

- Group "A" Crime Rate
per 100,000 population 14570.0

- Summary based reporting
crime rate per 100,000
population is calculated
for other state crime
comparisons only. 6346.2


Arrest Overview

- Arrest total 258
- % change from 2007 5.3
- Adult arrest total 210
- Juvenile arrest total 48

- Arrest Rate per
100,000 population 9688.3

Group "A" Offenses	Offenses		Arrests	
	# Reported	# Cleared	Adult	Juvenile
Murder	0	0	0	0
Negligent Manslaughter	0	0	0	0
Forcible Rape	12	6	1	0
Robbery	0	0	0	0
Aggravated Assault	6	5	4	0
Burglary	35	6	7	3
Larceny	113	21	10	0
Motor Vehicle Theft	3	1	1	0
Arson	0	0	0	0
Simple Assault	62	34	9	4
Intimidation	12	1	0	0
Bribery	0	0	0	0
Counterfeiting/Forgery	0	0	0	0
Vandalism	65	6	3	2
Drug/Narcotics	24	16	9	1
Drug Equipment	31	20	10	1
Embezzlement	0	0	0	0
Extortion/Blackmail	0	0	0	0
Fraud	11	0	0	0
Gambling	0	0	0	0
Kidnapping	0	0	0	0
Pornography	0	0	0	0
Prostitution	0	0	0	0
Forcible Sodomy	2	2	0	0
Sexual Assault w/Object	0	0	0	0
Forcible Fondling	2	1	1	0
Incest	0	0	0	0
Statutory Rape	0	0	0	0
Stolen Property	7	4	2	0
Weapon Law Violation	3	1	1	0
Total Group "A"	388	124	58	11

Total Offenses - 5 year trend



Total Arrests - 5 year trend



Group "B" Arrests	Arrests	
	Adult	Juvenile
Bad Checks	4	0
Curfew/Vagrancy	0	0
Disorderly Conduct	0	0
DUI	40	1
Drunkenness	0	0
Family Offense-nonviolent	0	0
Liquor Law Violation	37	21
Peeping Tom	0	0
Runaways	0	1
Trespass	3	0
All Other Offenses	68	14
Total Group "B"	152	37

Agency 2008 Crime Report

Valley County Sheriff

Population: 5,437
County: Valley

Offense Overview

- Offense total 279
- % change from 2007 -15.5
- # of cleared offenses 96
- Percent cleared 34.4

- Group "A" Crime Rate per 100,000 population 5131.5

- Summary based reporting crime rate per 100,000 population is calculated for other state crime comparisons only. 1857.6

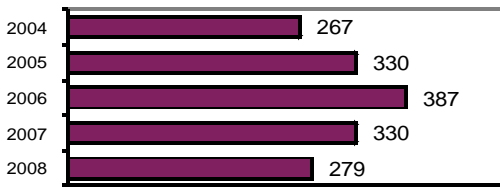
Arrest Overview

- Arrest total 400
- % change from 2007 7.5
- Adult arrest total 388
- Juvenile arrest total 12

- Arrest Rate per 100,000 population 7357.0

Group "A" Offenses	Offenses		Arrests	
	# Reported	# Cleared	Adult	Juvenile
Murder	0	0	0	0
Negligent Manslaughter	0	0	0	0
Forcible Rape	5	2	2	0
Robbery	0	0	0	0
Aggravated Assault	4	4	3	0
Burglary	31	6	8	4
Larceny	51	4	7	0
Motor Vehicle Theft	8	0	0	0
Arson	2	0	0	0
Simple Assault	27	16	14	0
Intimidation	12	0	0	0
Bribery	0	0	0	0
Counterfeiting/Forgery	4	2	1	0
Vandalism	45	5	2	1
Drug/Narcotics	36	28	29	1
Drug Equipment	38	25	10	0
Embezzlement	0	0	0	0
Extortion/Blackmail	0	0	0	0
Fraud	11	0	0	0
Gambling	0	0	0	0
Kidnapping	0	0	0	0
Pornography	0	0	0	0
Prostitution	0	0	0	0
Forcible Sodomy	0	0	0	0
Sexual Assault w/Object	0	0	0	0
Forcible Fondling	0	0	1	0
Incest	0	0	0	0
Statutory Rape	1	1	1	0
Stolen Property	0	0	0	0
Weapon Law Violation	4	3	2	0
Total Group "A"	279	96	80	6

Total Offenses - 5 year trend



Total Arrests - 5 year trend



Group "B" Arrests	Arrests	
	Adult	Juvenile
Bad Checks	4	0
Curfew/Vagrancy	0	0
Disorderly Conduct	0	0
DUI	46	0
Drunkenness	0	0
Family Offense-nonviolent	0	0
Liquor Law Violation	19	4
Peeping Tom	0	0
Runaways	0	1
Trespass	0	0
All Other Offenses	239	1
Total Group "B"	308	6

Agency 2008 Crime Report

Valley County Total

Population: 9,103
County: Valley

Offense Overview

- Offense total 683
- % change from 2007 -14.3
- # of cleared offenses 228
- Percent cleared 33.4

- Group "A" Crime Rate per 100,000 population 7503.0

- Summary based reporting crime rate per 100,000 population is calculated for other state crime comparisons only. 3010.0

Arrest Overview

- Arrest total 676
- % change from 2007 -0.6
- Adult arrest total 615
- Juvenile arrest total 61

- Arrest Rate per 100,000 population 7426.1

Group "A" Offenses	Offenses		Arrests	
	# Reported	# Cleared	Adult	Juvenile
Murder	0	0	0	0
Negligent Manslaughter	0	0	0	0
Forcible Rape	17	8	3	0
Robbery	0	0	0	0
Aggravated Assault	11	10	8	0
Burglary	66	12	15	7
Larceny	167	25	17	0
Motor Vehicle Theft	11	1	1	0
Arson	2	0	0	0
Simple Assault	93	53	26	4
Intimidation	24	1	0	0
Bribery	0	0	0	0
Counterfeiting/Forgery	4	2	1	0
Vandalism	111	11	5	3
Drug/Narcotics	63	46	40	2
Drug Equipment	71	46	20	1
Embezzlement	0	0	0	0
Extortion/Blackmail	0	0	0	0
Fraud	22	0	0	0
Gambling	0	0	0	0
Kidnapping	0	0	0	0
Pornography	0	0	0	0
Prostitution	0	0	0	0
Forcible Sodomy	2	2	0	0
Sexual Assault w/Object	0	0	0	0
Forcible Fondling	2	1	2	0
Incest	0	0	0	0
Statutory Rape	2	2	2	0
Stolen Property	7	4	2	0
Weapon Law Violation	8	4	3	0
Total Group "A"	683	228	145	17

Total Offenses - 5 year trend



Total Arrests - 5 year trend



Group "B" Arrests	Arrests	
	Adult	Juvenile
Bad Checks	8	0
Curfew/Vagrancy	0	0
Disorderly Conduct	0	0
DUI	89	1
Drunkenness	0	0
Family Offense-nonviolent	0	0
Liquor Law Violation	61	26
Peeping Tom	0	0
Runaways	0	2
Trespass	3	0
All Other Offenses	309	15
Total Group "B"	470	44