

# Agency 2009 Crime Report

## Boise Police Department

Population: 206,437

County: Ada

### Offense Overview

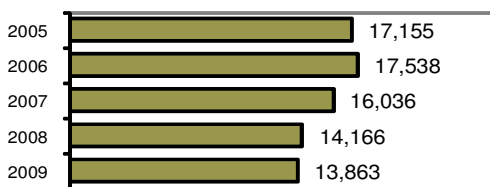
- Offense total 13,863
- % change from 2008 **-2.1**
- # of cleared offenses 4,911
- Percent cleared 35.4
  
- Group "A" Crime Rate per 100,000 population 6715.4
  
- Summary based reporting crime rate per 100,000 population is calculated for other state crime comparisons only. 3154.0

### Arrest Overview

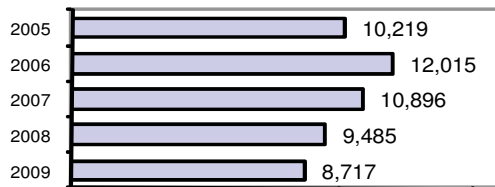
- Arrest total 8,717
- % change from 2008 **-8.1**
- Adult arrest total 7,026
- Juvenile arrest total 1,691
  
- Arrest Rate per 100,000 population 4222.6

Group "A" Offenses	Offenses		Arrests	
	# Reported	# Cleared	Adult	Juvenile
Murder	6	4	5	0
Negligent Manslaughter	2	0	0	0
Forcible Rape	73	14	6	0
Robbery	64	21	27	0
Aggravated Assault	438	267	183	17
Burglary	1,054	74	61	28
Larceny	4,634	1,052	686	524
Motor Vehicle Theft	181	29	17	9
Arson	61	10	1	11
Simple Assault	1,764	1,229	619	83
Intimidation	354	146	47	7
Bribery	1	0	0	0
Counterfeiting/Forgery	226	47	23	1
Vandalism	2,035	235	99	27
Drug/Narcotics	867	758	590	87
Drug Equipment	676	608	257	37
Embezzlement	59	20	27	1
Extortion/Blackmail	7	0	0	0
Fraud	960	151	80	5
Gambling	1	0	0	0
Kidnapping	34	16	8	0
Pornography	12	2	2	0
Prostitution	0	0	0	0
Forcible Sodomy	33	14	8	1
Sexual Assault w/Object	15	7	2	0
Forcible Fondling	47	14	3	1
Incest	3	3	1	1
Statutory Rape	20	9	2	0
Stolen Property	53	31	14	4
Weapon Law Violation	183	150	60	16
<b>Total Group "A"</b>	<b>13,863</b>	<b>4,911</b>	<b>2,828</b>	<b>860</b>

**Total Offenses - 5 year trend**



**Total Arrests - 5 year trend**



Group "B" Arrests	Arrests	
	Adult	Juvenile
Bad Checks	17	0
Curfew/Vagrancy	0	71
Disorderly Conduct	377	52
DUI	1,584	20
Drunkenness	163	1
Family Offense-nonviolent	38	0
Liquor Law Violation	403	140
Peeping Tom	5	0
Runaways	0	307
Trespass	91	7
All Other Offenses	1,520	233
<b>Total Group "B"</b>	<b>4,198</b>	<b>831</b>

# Agency 2009 Crime Report

## Garden City Police Department

Population: 11,833  
County: Ada

### Offense Overview


- Offense total 1,019
- % change from 2008 -2.9
- # of cleared offenses 582
- Percent cleared 57.1
  
- Group "A" Crime Rate per 100,000 population 8611.5
  
- Summary based reporting crime rate per 100,000 population is calculated for other state crime comparisons only. 3794.5

### Arrest Overview

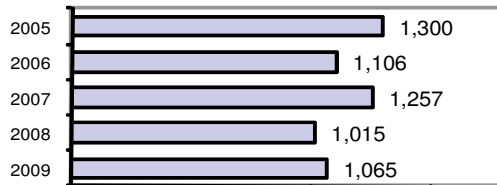
- Arrest total 1,065
- % change from 2008 4.9
- Adult arrest total 948
- Juvenile arrest total 117
  
- Arrest Rate per 100,000 population 9000.3

Group "A" Offenses	Offenses		Arrests	
	# Reported	# Cleared	Adult	Juvenile
Murder	1	1	1	0
Negligent Manslaughter	0	0	0	0
Forcible Rape	11	4	0	0
Robbery	4	2	1	1
Aggravated Assault	42	31	17	3
Burglary	116	33	21	4
Larceny	258	109	83	29
Motor Vehicle Theft	13	4	3	0
Arson	4	2	0	1
Simple Assault	145	133	70	6
Intimidation	19	17	15	0
Bribery	0	0	0	0
Counterfeiting/Forgery	22	5	7	0
Vandalism	106	23	10	6
Drug/Narcotics	79	77	28	7
Drug Equipment	88	88	65	3
Embezzlement	11	5	1	0
Extortion/Blackmail	0	0	0	0
Fraud	56	14	7	0
Gambling	0	0	0	0
Kidnapping	1	1	0	0
Pornography	1	0	0	0
Prostitution	0	0	0	0
Forcible Sodomy	0	0	0	0
Sexual Assault w/Object	1	0	0	0
Forcible Fondling	12	8	3	1
Incest	0	0	0	0
Statutory Rape	0	0	0	0
Stolen Property	4	3	1	1
Weapon Law Violation	25	22	21	0
Total Group "A"	1,019	582	354	62

**Total Offenses - 5 year trend**



**Total Arrests - 5 year trend**



Group "B" Arrests	Arrests	
	Adult	Juvenile
Bad Checks	3	0
Curfew/Vagrancy	0	4
Disorderly Conduct	48	0
DUI	133	1
Drunkenness	8	0
Family Offense-nonviolent	17	2
Liquor Law Violation	42	7
Peeping Tom	1	0
Runaways	0	16
Trespass	14	3
All Other Offenses	328	22
Total Group "B"	594	55

# Agency 2009 Crime Report

## Meridian Police Department

Population: 71,581  
County: Ada

### Offense Overview

- Offense total 2,541
- % change from 2008 **-10.3**
- # of cleared offenses 1,171
- Percent cleared 46.1
  
- Group "A" Crime Rate per 100,000 population 3549.8
  
- Summary based reporting crime rate per 100,000 population is calculated for other state crime comparisons only. 1588.4

### Arrest Overview

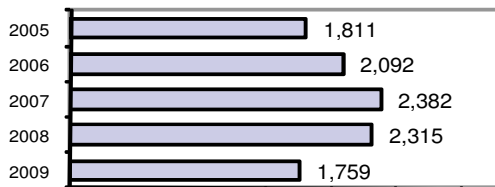
- Arrest total 1,759
- % change from 2008 **-24.0**
- Adult arrest total 1,160
- Juvenile arrest total 599
  
- Arrest Rate per 100,000 population 2457.4

Group "A" Offenses	Offenses		Arrests	
	# Reported	# Cleared	Adult	Juvenile
Murder	0	0	0	0
Negligent Manslaughter	0	0	0	0
Forcible Rape	21	8	2	4
Robbery	14	9	9	0
Aggravated Assault	81	68	38	6
Burglary	222	20	13	18
Larceny	771	269	173	144
Motor Vehicle Theft	20	5	2	2
Arson	8	5	1	8
Simple Assault	385	320	129	51
Intimidation	53	30	6	8
Bribery	0	0	0	0
Counterfeiting/Forgery	49	9	1	3
Vandalism	380	82	15	24
Drug/Narcotics	138	132	75	46
Drug Equipment	124	116	45	14
Embezzlement	11	9	9	0
Extortion/Blackmail	1	0	0	0
Fraud	148	21	15	2
Gambling	0	0	0	0
Kidnapping	10	9	2	0
Pornography	2	1	0	0
Prostitution	1	0	0	0
Forcible Sodomy	4	3	1	1
Sexual Assault w/Object	5	0	0	0
Forcible Fondling	34	17	4	10
Incest	1	1	1	2
Statutory Rape	11	4	6	0
Stolen Property	14	6	4	5
Weapon Law Violation	33	27	12	7
<b>Total Group "A"</b>	<b>2,541</b>	<b>1,171</b>	<b>563</b>	<b>355</b>

**Total Offenses - 5 year trend**



**Total Arrests - 5 year trend**



Group "B" Arrests	Arrests	
	Adult	Juvenile
Bad Checks	4	0
Curfew/Vagrancy	0	29
Disorderly Conduct	18	25
DUI	228	7
Drunkenness	2	0
Family Offense-nonviolent	4	0
Liquor Law Violation	47	39
Peeping Tom	1	0
Runaways	0	39
Trespass	5	8
All Other Offenses	288	97
<b>Total Group "B"</b>	<b>597</b>	<b>244</b>

# Agency 2009 Crime Report

## Ada County Sheriff

Population: 99,258  
County: Ada

### Offense Overview

- Offense total 2,716
- % change from 2008 **-8.4**
- # of cleared offenses 1,434
- Percent cleared 52.8
  
- Group "A" Crime Rate per 100,000 population 2736.3
  
- Summary based reporting crime rate per 100,000 population is calculated for other state crime comparisons only. 1069.9

### Arrest Overview

- Arrest total 5,935
- % change from 2008 0.8
- Adult arrest total 5,240
- Juvenile arrest total 695
  
- Arrest Rate per 100,000 population 5979.4

Group "A" Offenses	Offenses		Arrests	
	# Reported	# Cleared	Adult	Juvenile
Murder	0	0	0	0
Negligent Manslaughter	0	0	0	0
Forcible Rape	33	25	8	7
Robbery	12	9	9	3
Aggravated Assault	116	89	55	11
Burglary	243	47	40	18
Larceny	619	180	65	86
Motor Vehicle Theft	31	18	8	6
Arson	8	2	2	1
Simple Assault	438	337	150	39
Intimidation	104	60	26	4
Bribery	0	0	0	0
Counterfeiting/Forgery	50	18	21	0
Vandalism	363	98	25	23
Drug/Narcotics	284	249	203	44
Drug Equipment	206	196	79	21
Embezzlement	9	3	7	0
Extortion/Blackmail	0	0	0	0
Fraud	95	33	21	0
Gambling	0	0	0	0
Kidnapping	12	9	2	0
Pornography	1	1	1	0
Prostitution	0	0	0	0
Forcible Sodomy	21	13	10	1
Sexual Assault w/Object	4	3	1	0
Forcible Fondling	11	5	8	0
Incest	1	1	1	0
Statutory Rape	15	9	4	0
Stolen Property	15	11	8	0
Weapon Law Violation	25	18	5	5
<b>Total Group "A"</b>	<b>2,716</b>	<b>1,434</b>	<b>759</b>	<b>269</b>

**Total Offenses - 5 year trend**



**Total Arrests - 5 year trend**



Group "B" Arrests	Arrests	
	Adult	Juvenile
Bad Checks	1	0
Curfew/Vagrancy	0	67
Disorderly Conduct	15	1
DUI	577	13
Drunkenness	6	0
Family Offense-nonviolent	17	0
Liquor Law Violation	218	134
Peeping Tom	0	0
Runaways	0	104
Trespass	11	4
All Other Offenses	3,636	103
<b>Total Group "B"</b>	<b>4,481</b>	<b>426</b>

# Agency 2009 Crime Report

## Ada County Total

Population: 389,109  
County: Ada

### Offense Overview

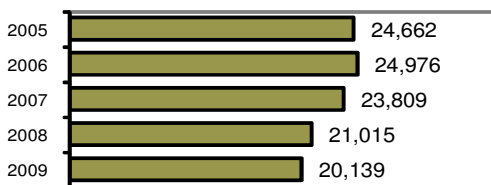
- Offense total 20,139
- % change from 2008 **-4.2**
- # of cleared offenses 8,098
- Percent cleared 40.2
  
- Group "A" Crime Rate per 100,000 population 5175.7
  
- Summary based reporting crime rate per 100,000 population is calculated for other state crime comparisons only. 2353.8

### Arrest Overview

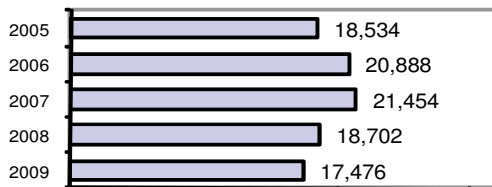
- Arrest total 17,476
- % change from 2008 **-6.6**
- Adult arrest total 14,374
- Juvenile arrest total 3,102
  
- Arrest Rate per 100,000 population 4491.3

Group "A" Offenses	Offenses		Arrests	
	# Reported	# Cleared	Adult	Juvenile
Murder	7	5	6	0
Negligent Manslaughter	2	0	0	0
Forcible Rape	138	51	16	11
Robbery	94	41	46	4
Aggravated Assault	677	455	293	37
Burglary	1,635	174	135	68
Larceny	6,282	1,610	1,007	783
Motor Vehicle Theft	245	56	30	17
Arson	81	19	4	21
Simple Assault	2,732	2,019	968	179
Intimidation	530	253	94	19
Bribery	1	0	0	0
Counterfeiting/Forgery	347	79	52	4
Vandalism	2,884	438	149	80
Drug/Narcotics	1,368	1,216	896	184
Drug Equipment	1,094	1,008	446	75
Embezzlement	90	37	44	1
Extortion/Blackmail	8	0	0	0
Fraud	1,259	219	123	7
Gambling	1	0	0	0
Kidnapping	57	35	12	0
Pornography	16	4	3	0
Prostitution	1	0	0	0
Forcible Sodomy	58	30	19	3
Sexual Assault w/Object	25	10	3	0
Forcible Fondling	104	44	18	12
Incest	5	5	3	3
Statutory Rape	46	22	12	0
Stolen Property	86	51	27	10
Weapon Law Violation	266	217	98	28
<b>Total Group "A"</b>	<b>20,139</b>	<b>8,098</b>	<b>4,504</b>	<b>1,546</b>

**Total Offenses - 5 year trend**



**Total Arrests - 5 year trend**



Group "B" Arrests	Arrests	
	Adult	Juvenile
Bad Checks	25	0
Curfew/Vagrancy	0	171
Disorderly Conduct	458	78
DUI	2,522	41
Drunkenness	179	1
Family Offense-nonviolent	76	2
Liquor Law Violation	710	320
Peeping Tom	7	0
Runaways	0	466
Trespass	121	22
All Other Offenses	5,772	455
<b>Total Group "B"</b>	<b>9,870</b>	<b>1,556</b>