

Agency 2009 Crime Report

Chubbuck Police Department

Population: 12,087

County: Bannock

Offense Overview

- Offense total 1,234
- % change from 2008 **-13.3**
- # of cleared offenses 483
- Percent cleared 39.1

- Group "A" Crime Rate per 100,000 population 10209.3

- Summary based reporting crime rate per 100,000 population is calculated for other state crime comparisons only. 4509.0

Arrest Overview

- Arrest total 558
- % change from 2008 **-29.2**
- Adult arrest total 377
- Juvenile arrest total 181


- Arrest Rate per 100,000 population 4616.5

Group "A" Offenses	Offenses		Arrests	
	# Reported	# Cleared	Adult	Juvenile
Murder	0	0	0	0
Negligent Manslaughter	0	0	0	0
Forcible Rape	1	1	0	0
Robbery	2	0	0	0
Aggravated Assault	29	19	3	1
Burglary	27	2	0	0
Larceny	472	157	73	97
Motor Vehicle Theft	14	3	1	1
Arson	0	0	0	0
Simple Assault	248	161	54	6
Intimidation	57	21	6	0
Bribery	0	0	0	0
Counterfeiting/Forgery	9	0	0	0
Vandalism	185	25	10	19
Drug/Narcotics	29	27	23	3
Drug Equipment	35	30	9	0
Embezzlement	16	10	5	1
Extortion/Blackmail	0	0	0	0
Fraud	56	17	10	4
Gambling	0	0	0	0
Kidnapping	0	0	0	0
Pornography	1	0	0	0
Prostitution	0	0	0	0
Forcible Sodomy	0	0	0	0
Sexual Assault w/Object	0	0	0	0
Forcible Fondling	8	1	1	0
Incest	0	0	0	0
Statutory Rape	4	3	0	0
Stolen Property	2	2	3	1
Weapon Law Violation	39	4	1	2
Total Group "A"	1,234	483	199	135

Total Offenses - 5 year trend



Total Arrests - 5 year trend



Group "B" Arrests	Arrests	
	Adult	Juvenile
Bad Checks	0	0
Curfew/Vagrancy	0	9
Disorderly Conduct	15	10
DUI	68	0
Drunkenness	7	0
Family Offense-nonviolent	3	0
Liquor Law Violation	13	7
Peeping Tom	0	0
Runaways	0	10
Trespass	2	0
All Other Offenses	70	10
Total Group "B"	178	46

Agency 2009 Crime Report

Pocatello Police Department

Population: 54,977
County: Bannock

Offense Overview

- Offense total 4,418
- % change from 2008 2.1
- # of cleared offenses 1,763
- Percent cleared 39.9

- Group "A" Crime Rate per 100,000 population 8036.1

- Summary based reporting crime rate per 100,000 population is calculated for other state crime comparisons only. 3301.4

Arrest Overview

- Arrest total 3,781
- % change from 2008 2.9
- Adult arrest total 2,786
- Juvenile arrest total 995


- Arrest Rate per 100,000 population 6877.4

Group "A" Offenses	Offenses		Arrests	
	# Reported	# Cleared	Adult	Juvenile
Murder	1	1	0	0
Negligent Manslaughter	0	0	0	0
Forcible Rape	30	12	4	2
Robbery	11	4	5	0
Aggravated Assault	129	96	45	4
Burglary	260	24	14	5
Larceny	1,308	242	158	89
Motor Vehicle Theft	65	9	3	1
Arson	11	6	3	4
Simple Assault	1,109	765	332	122
Intimidation	40	27	16	4
Bribery	0	0	0	0
Counterfeiting/Forgery	33	11	15	2
Vandalism	869	163	88	44
Drug/Narcotics	168	157	116	37
Drug Equipment	150	143	43	11
Embezzlement	23	17	12	0
Extortion/Blackmail	0	0	0	0
Fraud	109	21	11	2
Gambling	0	0	0	0
Kidnapping	4	3	2	0
Pornography	6	2	1	1
Prostitution	0	0	0	0
Forcible Sodomy	1	1	0	0
Sexual Assault w/Object	0	0	0	0
Forcible Fondling	16	8	2	1
Incest	0	0	0	0
Statutory Rape	8	4	3	0
Stolen Property	17	10	22	6
Weapon Law Violation	50	37	19	14
Total Group "A"	4,418	1,763	914	349

Total Offenses - 5 year trend



Total Arrests - 5 year trend



Group "B" Arrests	Arrests	
	Adult	Juvenile
Bad Checks	10	0
Curfew/Vagrancy	0	13
Disorderly Conduct	213	138
DUI	457	4
Drunkenness	21	0
Family Offense-nonviolent	37	0
Liquor Law Violation	216	86
Peeping Tom	1	0
Runaways	0	112
Trespass	59	5
All Other Offenses	858	288
Total Group "B"	1,872	646

Agency 2009 Crime Report

Bannock County Sheriff

Population: 14,001
County: Bannock

Offense Overview

- Offense total 425
- % change from 2008 1.4
- # of cleared offenses 233
- Percent cleared 54.8

- Group "A" Crime Rate per 100,000 population 3035.5

- Summary based reporting crime rate per 100,000 population is calculated for other state crime comparisons only. 1071.4

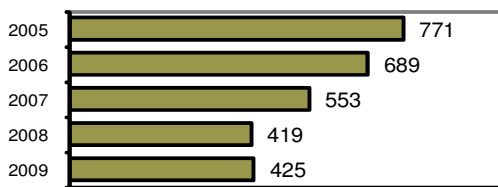
Arrest Overview

- Arrest total 948
- % change from 2008 -9.7
- Adult arrest total 780
- Juvenile arrest total 168

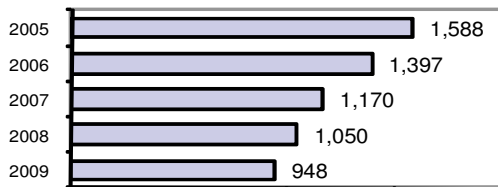
- Arrest Rate per 100,000 population 6770.9

Group "A" Offenses	Offenses		Arrests	
	# Reported	# Cleared	Adult	Juvenile
Murder	0	0	0	0
Negligent Manslaughter	0	0	0	0
Forcible Rape	1	1	1	1
Robbery	1	1	1	0
Aggravated Assault	5	4	2	0
Burglary	20	4	1	4
Larceny	122	10	6	4
Motor Vehicle Theft	1	0	0	0
Arson	0	0	0	0
Simple Assault	90	87	40	12
Intimidation	3	3	2	0
Bribery	0	0	0	0
Counterfeiting/Forgery	0	0	0	0
Vandalism	67	14	5	3
Drug/Narcotics	56	54	58	19
Drug Equipment	47	45	21	0
Embezzlement	0	0	0	0
Extortion/Blackmail	0	0	0	0
Fraud	1	1	1	0
Gambling	0	0	0	0
Kidnapping	1	1	1	0
Pornography	1	1	0	1
Prostitution	0	0	0	0
Forcible Sodomy	0	0	0	0
Sexual Assault w/Object	0	0	0	0
Forcible Fondling	4	2	1	0
Incest	0	0	0	0
Statutory Rape	0	0	0	0
Stolen Property	2	2	2	0
Weapon Law Violation	3	3	1	2
Total Group "A"	425	233	143	46

Total Offenses - 5 year trend



Total Arrests - 5 year trend



Group "B" Arrests	Arrests	
	Adult	Juvenile
Bad Checks	1	0
Curfew/Vagrancy	0	2
Disorderly Conduct	19	15
DUI	63	0
Drunkenness	0	0
Family Offense-nonviolent	4	0
Liquor Law Violation	33	35
Peeping Tom	0	0
Runaways	0	3
Trespass	27	4
All Other Offenses	490	63
Total Group "B"	637	122

Agency 2009 Crime Report

Bannock County Total

Population: 81,065
County: Bannock

Offense Overview

- Offense total 6,077
- % change from 2008 **-1.5**
- # of cleared offenses 2,479
- Percent cleared 40.8

- Group "A" Crime Rate per 100,000 population 7496.5

- Summary based reporting crime rate per 100,000 population is calculated for other state crime comparisons only. 3096.3

Arrest Overview

- Arrest total 5,287
- % change from 2009 **-4.1**
- Adult arrest total 3,943
- Juvenile arrest total 1,344


- Arrest Rate per 100,000 population 6521.9

Group "A" Offenses	Offenses		Arrests	
	# Reported	# Cleared	Adult	Juvenile
Murder	1	1	0	0
Negligent Manslaughter	0	0	0	0
Forcible Rape	32	14	5	3
Robbery	14	5	6	0
Aggravated Assault	163	119	50	5
Burglary	307	30	15	9
Larceny	1,902	409	237	190
Motor Vehicle Theft	80	12	4	2
Arson	11	6	3	4
Simple Assault	1,447	1,013	426	140
Intimidation	100	51	24	4
Bribery	0	0	0	0
Counterfeiting/Forgery	42	11	15	2
Vandalism	1,121	202	103	66
Drug/Narcotics	253	238	197	59
Drug Equipment	232	218	73	11
Embezzlement	39	27	17	1
Extortion/Blackmail	0	0	0	0
Fraud	166	39	22	6
Gambling	0	0	0	0
Kidnapping	5	4	3	0
Pornography	8	3	1	2
Prostitution	0	0	0	0
Forcible Sodomy	1	1	0	0
Sexual Assault w/Object	0	0	0	0
Forcible Fondling	28	11	4	1
Incest	0	0	0	0
Statutory Rape	12	7	3	0
Stolen Property	21	14	27	7
Weapon Law Violation	92	44	21	18
Total Group "A"	6,077	2,479	1,256	530

Total Offenses - 5 year trend



Total Arrests - 5 year trend



Group "B" Arrests	Arrests	
	Adult	Juvenile
Bad Checks	11	0
Curfew/Vagrancy	0	24
Disorderly Conduct	247	163
DUI	588	4
Drunkenness	28	0
Family Offense-nonviolent	44	0
Liquor Law Violation	262	128
Peeping Tom	1	0
Runaways	0	125
Trespass	88	9
All Other Offenses	1,418	361
Total Group "B"	2,687	814