

Agency 2009 Crime Report

Rigby Police Department

Population: 3,438
County: Jefferson

Offense Overview

- Offense total 293
- % change from 2008 5.0
- # of cleared offenses 155
- Percent cleared 52.9

- Group "A" Crime Rate per 100,000 population 8522.4

- Summary based reporting crime rate per 100,000 population is calculated for other state crime comparisons only. 3694.0

Arrest Overview

- Arrest total 203
- % change from 2008 16.7
- Adult arrest total 120
- Juvenile arrest total 83

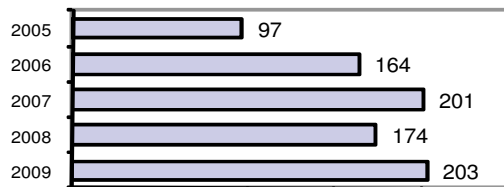
- Arrest Rate per 100,000 population 5904.6

Group "A" Offenses	Offenses		Arrests	
	# Reported	# Cleared	Adult	Juvenile
Murder	0	0	0	0
Negligent Manslaughter	0	0	0	0
Forcible Rape	0	0	0	0
Robbery	0	0	0	0
Aggravated Assault	14	14	12	0
Burglary	10	5	1	2
Larceny	98	43	13	24
Motor Vehicle Theft	5	2	1	2
Arson	0	0	0	0
Simple Assault	37	33	8	18
Intimidation	23	13	3	0
Bribery	0	0	0	0
Counterfeiting/Forgery	5	2	1	1
Vandalism	47	8	2	2
Drug/Narcotics	15	13	13	3
Drug Equipment	12	11	3	0
Embezzlement	1	0	0	0
Extortion/Blackmail	0	0	0	0
Fraud	20	8	4	0
Gambling	0	0	0	0
Kidnapping	0	0	0	0
Pornography	0	0	0	0
Prostitution	0	0	0	0
Forcible Sodomy	0	0	0	0
Sexual Assault w/Object	0	0	0	0
Forcible Fondling	0	0	0	0
Incest	0	0	0	0
Statutory Rape	0	0	0	0
Stolen Property	0	0	0	0
Weapon Law Violation	6	3	0	3
Total Group "A"	293	155	61	55

Total Offenses - 5 year trend



Total Arrests - 5 year trend



Group "B" Arrests	Arrests	
	Adult	Juvenile
Bad Checks	2	0
Curfew/Vagrancy	0	1
Disorderly Conduct	6	5
DUI	27	1
Drunkenness	0	0
Family Offense-nonviolent	0	0
Liquor Law Violation	6	7
Peeping Tom	0	0
Runaways	0	0
Trespass	0	0
All Other Offenses	18	14
Total Group "B"	59	28

Agency 2009 Crime Report

Jefferson County Sheriff

Population: 20,904
County: Jefferson

Offense Overview

- Offense total 284
- % change from 2008 **-38.8**
- # of cleared offenses 164
- Percent cleared 57.7

- Group "A" Crime Rate per 100,000 population 1358.6

- Summary based reporting crime rate per 100,000 population is calculated for other state crime comparisons only. 679.3

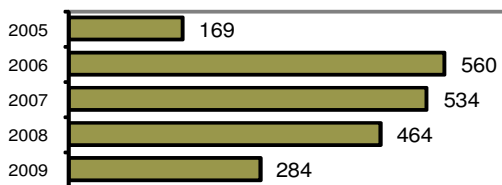
Arrest Overview

- Arrest total 301
- % change from 2008 6.4
- Adult arrest total 218
- Juvenile arrest total 83


- Arrest Rate per 100,000 population 1439.9

Group "A" Offenses	Offenses		Arrests	
	# Reported	# Cleared	Adult	Juvenile
Murder	0	0	0	0
Negligent Manslaughter	0	0	0	0
Forcible Rape	5	2	0	1
Robbery	0	0	0	0
Aggravated Assault	27	27	15	3
Burglary	26	6	5	3
Larceny	73	20	8	12
Motor Vehicle Theft	11	4	0	4
Arson	0	0	0	0
Simple Assault	50	48	30	10
Intimidation	5	5	2	0
Bribery	0	0	0	0
Counterfeiting/Forgery	2	2	2	0
Vandalism	30	8	4	6
Drug/Narcotics	16	16	16	3
Drug Equipment	15	15	7	1
Embezzlement	1	1	1	0
Extortion/Blackmail	0	0	0	0
Fraud	16	3	0	0
Gambling	0	0	0	0
Kidnapping	0	0	0	0
Pornography	0	0	0	0
Prostitution	0	0	0	0
Forcible Sodomy	0	0	0	0
Sexual Assault w/Object	0	0	0	0
Forcible Fondling	7	7	5	1
Incest	0	0	0	0
Statutory Rape	0	0	0	0
Stolen Property	0	0	0	0
Weapon Law Violation	0	0	0	0
Total Group "A"	284	164	95	44

Total Offenses - 5 year trend



Total Arrests - 5 year trend



Group "B" Arrests	Arrests	
	Adult	Juvenile
Bad Checks	0	0
Curfew/Vagrancy	0	0
Disorderly Conduct	14	10
DUI	72	1
Drunkenness	3	0
Family Offense-nonviolent	0	0
Liquor Law Violation	18	11
Peeping Tom	0	0
Runaways	0	1
Trespass	3	2
All Other Offenses	13	14
Total Group "B"	123	39

Agency 2009 Crime Report

Jefferson County Total

Population: 24,342

County: Jefferson

Offense Overview

- Offense total 577
- % change from 2008 **-22.3**
- # of cleared offenses 319
- Percent cleared 55.3

- Group "A" Crime Rate per 100,000 population 2370.4

- Summary based reporting crime rate per 100,000 population is calculated for other state crime comparisons only. 1105.1

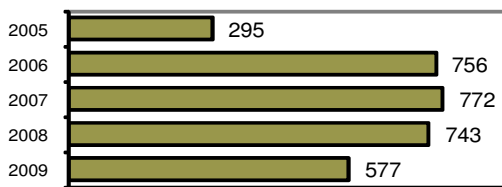
Arrest Overview

- Arrest total 504
- % change from 2008 10.3
- Adult arrest total 338
- Juvenile arrest total 166

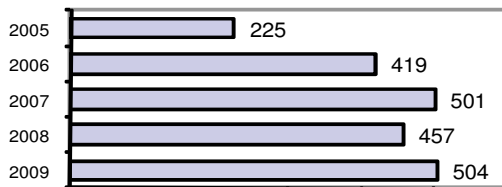
- Arrest Rate per 100,000 population 2070.5

Group "A" Offenses	Offenses		Arrests	
	# Reported	# Cleared	Adult	Juvenile
Murder	0	0	0	0
Negligent Manslaughter	0	0	0	0
Forcible Rape	5	2	0	1
Robbery	0	0	0	0
Aggravated Assault	41	41	27	3
Burglary	36	11	6	5
Larceny	171	63	21	36
Motor Vehicle Theft	16	6	1	6
Arson	0	0	0	0
Simple Assault	87	81	38	28
Intimidation	28	18	5	0
Bribery	0	0	0	0
Counterfeiting/Forgery	7	4	3	1
Vandalism	77	16	6	8
Drug/Narcotics	31	29	29	6
Drug Equipment	27	26	10	1
Embezzlement	2	1	1	0
Extortion/Blackmail	0	0	0	0
Fraud	36	11	4	0
Gambling	0	0	0	0
Kidnapping	0	0	0	0
Pornography	0	0	0	0
Prostitution	0	0	0	0
Forcible Sodomy	0	0	0	0
Sexual Assault w/Object	0	0	0	0
Forcible Fondling	7	7	5	1
Incest	0	0	0	0
Statutory Rape	0	0	0	0
Stolen Property	0	0	0	0
Weapon Law Violation	6	3	0	3
Total Group "A"	577	319	156	99

Total Offenses - 5 year trend



Total Arrests - 5 year trend



Group "B" Arrests	Arrests	
	Adult	Juvenile
Bad Checks	2	0
Curfew/Vagrancy	0	1
Disorderly Conduct	20	15
DUI	99	2
Drunkenness	3	0
Family Offense-nonviolent	0	0
Liquor Law Violation	24	18
Peeping Tom	0	0
Runaways	0	1
Trespass	3	2
All Other Offenses	31	28
Total Group "B"	182	67