

Agency 2009 Crime Report

Jerome Police Department

Population: 9,280
County: Jerome

Offense Overview

- Offense total 741
- % change from 2008 13.1
- # of cleared offenses 391
- Percent cleared 52.8

- Group "A" Crime Rate per 100,000 population 7984.9

- Summary based reporting crime rate per 100,000 population is calculated for other state crime comparisons only. 3049.6

Arrest Overview

- Arrest total 819
- % change from 2008 2.8
- Adult arrest total 653
- Juvenile arrest total 166

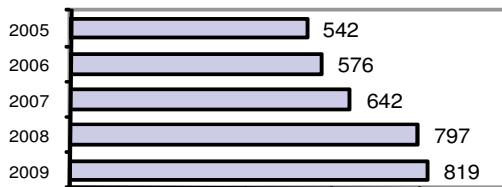
- Arrest Rate per 100,000 population 8825.4

Group "A" Offenses	Offenses		Arrests	
	# Reported	# Cleared	Adult	Juvenile
Murder	0	0	0	0
Negligent Manslaughter	0	0	0	0
Forcible Rape	2	1	1	0
Robbery	1	1	1	0
Aggravated Assault	23	22	13	0
Burglary	43	16	8	4
Larceny	190	62	43	21
Motor Vehicle Theft	22	6	3	0
Arson	2	0	0	0
Simple Assault	118	98	48	22
Intimidation	10	7	3	1
Bribery	0	0	0	0
Counterfeiting/Forgery	19	9	2	0
Vandalism	137	31	14	16
Drug/Narcotics	54	50	40	9
Drug Equipment	54	49	8	0
Embezzlement	0	0	0	0
Extortion/Blackmail	0	0	0	0
Fraud	28	10	1	0
Gambling	0	0	0	0
Kidnapping	3	3	0	0
Pornography	1	1	0	0
Prostitution	0	0	0	0
Forcible Sodomy	0	0	0	0
Sexual Assault w/Object	0	0	1	0
Forcible Fondling	20	14	6	3
Incest	0	0	0	0
Statutory Rape	4	2	2	0
Stolen Property	2	1	1	0
Weapon Law Violation	8	8	6	1
Total Group "A"	741	391	201	77

Total Offenses - 5 year trend



Total Arrests - 5 year trend



Group "B" Arrests	Arrests	
	Adult	Juvenile
Bad Checks	3	0
Curfew/Vagrancy	0	0
Disorderly Conduct	35	2
DUI	157	4
Drunkenness	3	0
Family Offense-nonviolent	11	0
Liquor Law Violation	43	21
Peeping Tom	0	0
Runaways	0	26
Trespass	5	0
All Other Offenses	195	36
Total Group "B"	452	89

Agency 2009 Crime Report

Jerome County Sheriff

Population: 11,343
County: Jerome

Offense Overview

- Offense total 209
- % change from 2008 **-29.2**
- # of cleared offenses 97
- Percent cleared 46.4

- Group "A" Crime Rate per 100,000 population 1842.5

- Summary based reporting crime rate per 100,000 population is calculated for other state crime comparisons only. 881.6

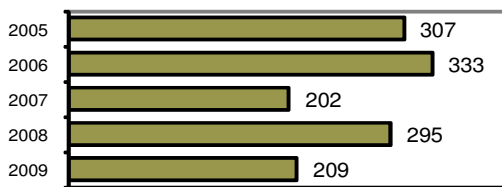
Arrest Overview

- Arrest total 558
- % change from 2008 **-16.1**
- Adult arrest total 516
- Juvenile arrest total 42

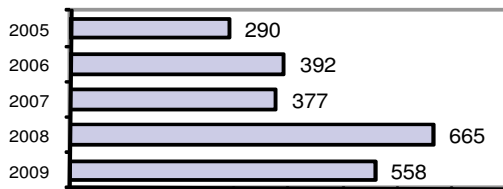
- Arrest Rate per 100,000 population 4919.3

Group "A" Offenses	Offenses		Arrests	
	# Reported	# Cleared	Adult	Juvenile
Murder	0	0	0	0
Negligent Manslaughter	0	0	0	0
Forcible Rape	0	0	0	0
Robbery	1	0	0	0
Aggravated Assault	13	11	8	0
Burglary	29	2	2	0
Larceny	48	4	7	0
Motor Vehicle Theft	9	0	0	0
Arson	0	0	0	0
Simple Assault	29	27	22	0
Intimidation	1	1	1	0
Bribery	0	0	0	0
Counterfeiting/Forgery	1	0	0	0
Vandalism	27	2	1	1
Drug/Narcotics	27	27	23	7
Drug Equipment	19	19	4	1
Embezzlement	0	0	0	0
Extortion/Blackmail	0	0	0	0
Fraud	0	0	0	0
Gambling	0	0	0	0
Kidnapping	0	0	0	0
Pornography	0	0	0	0
Prostitution	0	0	0	0
Forcible Sodomy	0	0	0	0
Sexual Assault w/Object	0	0	0	0
Forcible Fondling	4	3	2	1
Incest	0	0	0	0
Statutory Rape	0	0	0	0
Stolen Property	0	0	0	0
Weapon Law Violation	1	1	1	0
Total Group "A"	209	97	71	10

Total Offenses - 5 year trend



Total Arrests - 5 year trend



Group "B" Arrests	Arrests	
	Adult	Juvenile
Bad Checks	0	0
Curfew/Vagrancy	0	0
Disorderly Conduct	5	2
DUI	112	2
Drunkenness	0	0
Family Offense-nonviolent	0	0
Liquor Law Violation	27	10
Peeping Tom	0	0
Runaways	0	0
Trespass	0	0
All Other Offenses	301	18
Total Group "B"	445	32

Agency 2009 Crime Report

Jerome County Total

Population: 20,623
County: Jerome

Offense Overview

- Offense total 950
- % change from 2008 0.0
- # of cleared offenses 488
- Percent cleared 51.4

- Group "A" Crime Rate per 100,000 population 4606.5

- Summary based reporting crime rate per 100,000 population is calculated for other state crime comparisons only. 1857.1


Arrest Overview

- Arrest total 1,377
- % change from 2008 **-5.8**
- Adult arrest total 1,169
- Juvenile arrest total 208

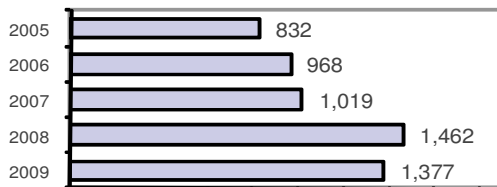
- Arrest Rate per 100,000 population 6677.0

Group "A" Offenses	Offenses		Arrests	
	# Reported	# Cleared	Adult	Juvenile
Murder	0	0	0	0
Negligent Manslaughter	0	0	0	0
Forcible Rape	2	1	1	0
Robbery	2	1	1	0
Aggravated Assault	36	33	21	0
Burglary	72	18	10	4
Larceny	238	66	50	21
Motor Vehicle Theft	31	6	3	0
Arson	2	0	0	0
Simple Assault	147	125	70	22
Intimidation	11	8	4	1
Bribery	0	0	0	0
Counterfeiting/Forgery	20	9	2	0
Vandalism	164	33	15	17
Drug/Narcotics	81	77	63	16
Drug Equipment	73	68	12	1
Embezzlement	0	0	0	0
Extortion/Blackmail	0	0	0	0
Fraud	28	10	1	0
Gambling	0	0	0	0
Kidnapping	3	3	0	0
Pornography	1	1	0	0
Prostitution	0	0	0	0
Forcible Sodomy	0	0	0	0
Sexual Assault w/Object	0	0	1	0
Forcible Fondling	24	17	8	4
Incest	0	0	0	0
Statutory Rape	4	2	2	0
Stolen Property	2	1	1	0
Weapon Law Violation	9	9	7	1
Total Group "A"	950	488	272	87

Total Offenses - 5 year trend



Total Arrests - 5 year trend



Group "B" Arrests	Arrests	
	Adult	Juvenile
Bad Checks	3	0
Curfew/Vagrancy	0	0
Disorderly Conduct	40	4
DUI	269	6
Drunkenness	3	0
Family Offense-nonviolent	11	0
Liquor Law Violation	70	31
Peeping Tom	0	0
Runaways	0	26
Trespass	5	0
All Other Offenses	496	54
Total Group "B"	897	121