

Agency 2009 Crime Report

Rexburg Police Department

Population: 30,020
County: Madison

Offense Overview

- Offense total 636
- % change from 2008 21.4
- # of cleared offenses 344
- Percent cleared 54.1

- Group "A" Crime Rate per 100,000 population 2118.6

- Summary based reporting crime rate per 100,000 population is calculated for other state crime comparisons only. 789.5


Arrest Overview

- Arrest total 531
- % change from 2008 **-5.5**
- Adult arrest total 440
- Juvenile arrest total 91

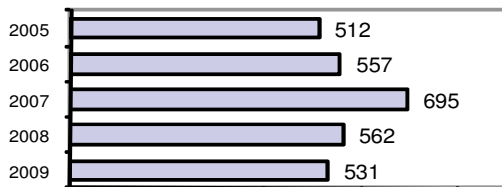
- Arrest Rate per 100,000 population 1768.8

Group "A" Offenses	Offenses		Arrests	
	# Reported	# Cleared	Adult	Juvenile
Murder	0	0	0	0
Negligent Manslaughter	0	0	0	0
Forcible Rape	0	0	0	0
Robbery	0	0	0	0
Aggravated Assault	5	4	1	1
Burglary	28	16	13	4
Larceny	201	66	53	28
Motor Vehicle Theft	3	0	2	1
Arson	0	0	0	0
Simple Assault	21	12	6	2
Intimidation	0	0	0	0
Bribery	0	0	0	0
Counterfeiting/Forgery	6	0	0	0
Vandalism	109	41	6	4
Drug/Narcotics	97	94	134	10
Drug Equipment	88	87	11	1
Embezzlement	2	1	1	0
Extortion/Blackmail	0	0	0	0
Fraud	48	2	4	0
Gambling	0	0	0	0
Kidnapping	1	1	1	0
Pornography	3	2	1	0
Prostitution	0	0	0	0
Forcible Sodomy	0	0	0	0
Sexual Assault w/Object	0	0	0	0
Forcible Fondling	9	6	2	1
Incest	0	0	0	0
Statutory Rape	3	3	3	0
Stolen Property	5	3	1	0
Weapon Law Violation	7	6	3	0
Total Group "A"	636	344	242	52

Total Offenses - 5 year trend



Total Arrests - 5 year trend



Group "B" Arrests	Arrests	
	Adult	Juvenile
Bad Checks	0	0
Curfew/Vagrancy	0	8
Disorderly Conduct	0	0
DUI	28	1
Drunkenness	3	0
Family Offense-nonviolent	0	0
Liquor Law Violation	59	6
Peeping Tom	2	0
Runaways	0	2
Trespass	8	0
All Other Offenses	98	22
Total Group "B"	198	39

Agency 2009 Crime Report

Madison County Sheriff

Population: 8,598
County: Madison

Offense Overview

- Offense total 186
- % change from 2008 **-30.6**
- # of cleared offenses 134
- Percent cleared 72.0

- Group "A" Crime Rate per 100,000 population 2163.3

- Summary based reporting crime rate per 100,000 population is calculated for other state crime comparisons only. 744.4

Arrest Overview

- Arrest total 214
- % change from 2008 16.9
- Adult arrest total 180
- Juvenile arrest total 34

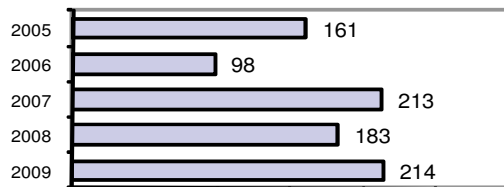
- Arrest Rate per 100,000 population 2489.0

Group "A" Offenses	Offenses		Arrests	
	# Reported	# Cleared	Adult	Juvenile
Murder	0	0	0	0
Negligent Manslaughter	0	0	0	0
Forcible Rape	7	7	0	0
Robbery	0	0	0	0
Aggravated Assault	0	0	0	0
Burglary	6	1	0	0
Larceny	46	17	5	2
Motor Vehicle Theft	5	2	1	1
Arson	0	0	0	0
Simple Assault	19	18	9	0
Intimidation	0	0	0	0
Bribery	0	0	0	0
Counterfeiting/Forgery	1	1	0	1
Vandalism	27	14	3	3
Drug/Narcotics	44	44	48	4
Drug Equipment	20	20	4	0
Embezzlement	1	1	0	0
Extortion/Blackmail	1	1	0	0
Fraud	1	0	0	0
Gambling	0	0	0	0
Kidnapping	0	0	0	0
Pornography	0	0	0	0
Prostitution	0	0	0	0
Forcible Sodomy	0	0	0	0
Sexual Assault w/Object	0	0	0	0
Forcible Fondling	5	5	2	0
Incest	0	0	0	0
Statutory Rape	0	0	0	0
Stolen Property	2	2	1	0
Weapon Law Violation	1	1	0	0
Total Group "A"	186	134	73	11

Total Offenses - 5 year trend



Total Arrests - 5 year trend



Group "B" Arrests	Arrests	
	Adult	Juvenile
Bad Checks	0	0
Curfew/Vagrancy	0	0
Disorderly Conduct	0	0
DUI	46	0
Drunkenness	3	2
Family Offense-nonviolent	0	0
Liquor Law Violation	13	12
Peeping Tom	0	0
Runaways	0	0
Trespass	1	0
All Other Offenses	44	9
Total Group "B"	107	23

Agency 2009 Crime Report

Madison County Total

Population: 38,618
County: Madison

Offense Overview

- Offense total 822
- % change from 2008 3.8
- # of cleared offenses 478
- Percent cleared 58.2

- Group "A" Crime Rate per 100,000 population 2128.5

- Summary based reporting crime rate per 100,000 population is calculated for other state crime comparisons only. 779.4

Arrest Overview

- Arrest total 745
- % change from 2008 0.0
- Adult arrest total 620
- Juvenile arrest total 125

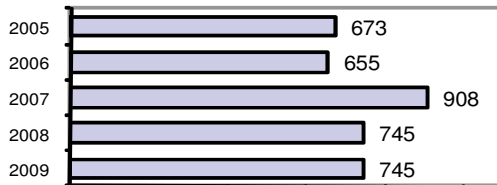
- Arrest Rate per 100,000 population 1929.2

Group "A" Offenses	Offenses		Arrests	
	# Reported	# Cleared	Adult	Juvenile
Murder	0	0	0	0
Negligent Manslaughter	0	0	0	0
Forcible Rape	7	7	0	0
Robbery	0	0	0	0
Aggravated Assault	5	4	1	1
Burglary	34	17	13	4
Larceny	247	83	58	30
Motor Vehicle Theft	8	2	3	2
Arson	0	0	0	0
Simple Assault	40	30	15	2
Intimidation	0	0	0	0
Bribery	0	0	0	0
Counterfeiting/Forgery	7	1	0	1
Vandalism	136	55	9	7
Drug/Narcotics	141	138	182	14
Drug Equipment	108	107	15	1
Embezzlement	3	2	1	0
Extortion/Blackmail	1	1	0	0
Fraud	49	2	4	0
Gambling	0	0	0	0
Kidnapping	1	1	1	0
Pornography	3	2	1	0
Prostitution	0	0	0	0
Forcible Sodomy	0	0	0	0
Sexual Assault w/Object	0	0	0	0
Forcible Fondling	14	11	4	1
Incest	0	0	0	0
Statutory Rape	3	3	3	0
Stolen Property	7	5	2	0
Weapon Law Violation	8	7	3	0
Total Group "A"	822	478	315	63

Total Offenses - 5 year trend



Total Arrests - 5 year trend



Group "B" Arrests	Arrests	
	Adult	Juvenile
Bad Checks	0	0
Curfew/Vagrancy	0	8
Disorderly Conduct	0	0
DUI	74	1
Drunkenness	6	2
Family Offense-nonviolent	0	0
Liquor Law Violation	72	18
Peeping Tom	2	0
Runaways	0	2
Trespass	9	0
All Other Offenses	142	31
Total Group "B"	305	62