

# Agency 2009 Crime Report

## Heyburn Police Department

Population: 2,674  
County: Minidoka

### Offense Overview

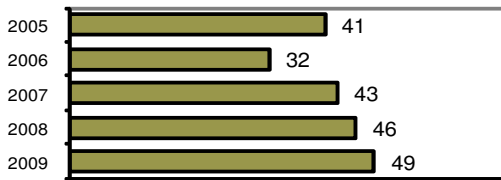
- Offense total 49
- % change from 2008 6.5
- # of cleared offenses 23
- Percent cleared 46.9
  
- Group "A" Crime Rate per 100,000 population 1832.5
  
- Summary based reporting crime rate per 100,000 population is calculated for other state crime comparisons only. 1159.3

### Arrest Overview

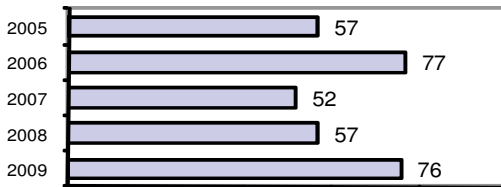
- Arrest total 76
- % change from 2008 33.3
- Adult arrest total 65
- Juvenile arrest total 11
  
- Arrest Rate per 100,000 population 2842.2

Group "A" Offenses	Offenses		Arrests	
	# Reported	# Cleared	Adult	Juvenile
Murder	0	0	0	0
Negligent Manslaughter	0	0	0	0
Forcible Rape	1	1	0	1
Robbery	0	0	0	0
Aggravated Assault	2	2	2	0
Burglary	12	0	0	0
Larceny	13	4	1	3
Motor Vehicle Theft	3	0	0	0
Arson	0	0	0	0
Simple Assault	15	14	12	0
Intimidation	0	0	0	0
Bribery	0	0	0	0
Counterfeiting/Forgery	1	1	1	0
Vandalism	1	0	0	0
Drug/Narcotics	0	0	0	0
Drug Equipment	0	0	0	0
Embezzlement	0	0	0	0
Extortion/Blackmail	0	0	0	0
Fraud	0	0	0	0
Gambling	0	0	0	0
Kidnapping	0	0	0	0
Pornography	0	0	0	0
Prostitution	0	0	0	0
Forcible Sodomy	0	0	0	0
Sexual Assault w/Object	0	0	0	0
Forcible Fondling	1	1	0	1
Incest	0	0	0	0
Statutory Rape	0	0	0	0
Stolen Property	0	0	0	0
Weapon Law Violation	0	0	0	0
<b>Total Group "A"</b>	<b>49</b>	<b>23</b>	<b>16</b>	<b>5</b>

**Total Offenses - 5 year trend**



**Total Arrests - 5 year trend**



Group "B" Arrests	Arrests	
	Adult	Juvenile
Bad Checks	0	0
Curfew/Vagrancy	0	2
Disorderly Conduct	0	0
DUI	13	0
Drunkenness	0	0
Family Offense-nonviolent	1	0
Liquor Law Violation	2	4
Peeping Tom	0	0
Runaways	0	0
Trespass	0	0
All Other Offenses	33	0
<b>Total Group "B"</b>	<b>49</b>	<b>6</b>

# Agency 2009 Crime Report

## Rupert Police Department

Population: 5,025  
County: Minidoka

### Offense Overview

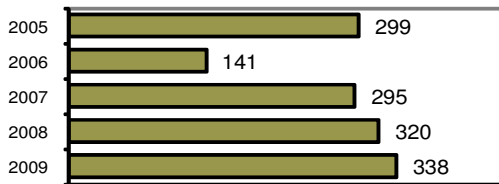
- Offense total 338
- % change from 2008 5.6
- # of cleared offenses 133
- Percent cleared 39.3
  
- Group "A" Crime Rate per 100,000 population 6726.4
  
- Summary based reporting crime rate per 100,000 population is calculated for other state crime comparisons only. 3144.3

### Arrest Overview

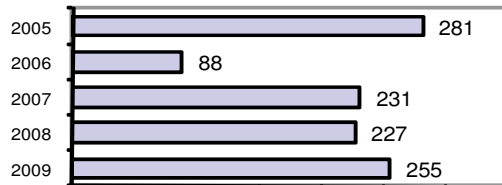
- Arrest total 255
- % change from 2008 12.3
- Adult arrest total 183
- Juvenile arrest total 72
  
- Arrest Rate per 100,000 population 5074.6

Group "A" Offenses	Offenses		Arrests	
	# Reported	# Cleared	Adult	Juvenile
Murder	0	0	0	0
Negligent Manslaughter	0	0	0	0
Forcible Rape	3	0	0	0
Robbery	0	0	0	0
Aggravated Assault	13	6	1	2
Burglary	18	2	1	2
Larceny	115	42	26	14
Motor Vehicle Theft	9	1	0	2
Arson	0	0	0	0
Simple Assault	50	32	21	11
Intimidation	5	3	1	0
Bribery	0	0	0	0
Counterfeiting/Forgery	7	2	2	0
Vandalism	48	5	2	5
Drug/Narcotics	18	16	13	1
Drug Equipment	21	17	5	0
Embezzlement	0	0	0	0
Extortion/Blackmail	0	0	0	0
Fraud	10	1	0	0
Gambling	0	0	0	0
Kidnapping	1	0	0	0
Pornography	3	0	0	0
Prostitution	0	0	0	0
Forcible Sodomy	0	0	0	0
Sexual Assault w/Object	0	0	0	0
Forcible Fondling	8	2	1	1
Incest	0	0	0	0
Statutory Rape	3	0	0	0
Stolen Property	1	0	0	0
Weapon Law Violation	5	4	1	3
<b>Total Group "A"</b>	<b>338</b>	<b>133</b>	<b>74</b>	<b>41</b>

**Total Offenses - 5 year trend**



**Total Arrests - 5 year trend**



Group "B" Arrests	Arrests	
	Adult	Juvenile
Bad Checks	0	0
Curfew/Vagrancy	0	0
Disorderly Conduct	0	0
DUI	53	3
Drunkenness	7	3
Family Offense-nonviolent	0	0
Liquor Law Violation	7	4
Peeping Tom	0	0
Runaways	0	1
Trespass	0	0
All Other Offenses	42	20
<b>Total Group "B"</b>	<b>109</b>	<b>31</b>

# Agency 2009 Crime Report

## Minidoka County Sheriff

Population: 10,716  
County: Minidoka

### Offense Overview

- Offense total 433
- % change from 2008 11.0
- # of cleared offenses 164
- Percent cleared 37.9
  
- Group "A" Crime Rate per 100,000 population 4040.7
  
- Summary based reporting crime rate per 100,000 population is calculated for other state crime comparisons only. 1773.0

### Arrest Overview

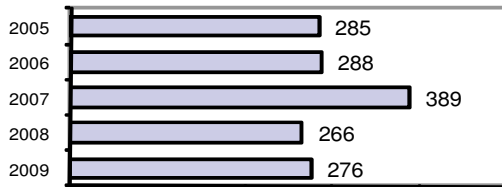
- Arrest total 276
- % change from 2008 3.8
- Adult arrest total 196
- Juvenile arrest total 80
  
- Arrest Rate per 100,000 population 2575.6

Group "A" Offenses	Offenses		Arrests	
	# Reported	# Cleared	Adult	Juvenile
Murder	0	0	0	0
Negligent Manslaughter	1	1	1	0
Forcible Rape	4	1	0	0
Robbery	2	0	0	0
Aggravated Assault	13	11	5	1
Burglary	34	7	7	1
Larceny	120	24	10	11
Motor Vehicle Theft	16	3	1	0
Arson	1	0	0	0
Simple Assault	80	59	37	7
Intimidation	5	4	3	0
Bribery	0	0	0	0
Counterfeiting/Forgery	8	4	4	0
Vandalism	70	12	4	4
Drug/Narcotics	15	12	9	2
Drug Equipment	11	9	3	0
Embezzlement	0	0	0	0
Extortion/Blackmail	0	0	0	0
Fraud	25	5	2	1
Gambling	0	0	0	0
Kidnapping	0	0	0	0
Pornography	1	0	0	0
Prostitution	0	0	0	0
Forcible Sodomy	0	0	0	0
Sexual Assault w/Object	0	0	0	0
Forcible Fondling	13	5	1	3
Incest	0	0	0	0
Statutory Rape	8	5	1	0
Stolen Property	3	0	0	0
Weapon Law Violation	3	2	1	1
<b>Total Group "A"</b>	<b>433</b>	<b>164</b>	<b>89</b>	<b>31</b>

**Total Offenses - 5 year trend**



**Total Arrests - 5 year trend**



Group "B" Arrests	Arrests	
	Adult	Juvenile
Bad Checks	1	0
Curfew/Vagrancy	0	0
Disorderly Conduct	0	0
DUI	33	0
Drunkenness	3	3
Family Offense-nonviolent	0	0
Liquor Law Violation	8	5
Peeping Tom	0	0
Runaways	0	2
Trespass	2	1
All Other Offenses	60	38
<b>Total Group "B"</b>	<b>107</b>	<b>49</b>

# Agency 2009 Crime Report

## Minidoka County Total

Population: 18,415  
County: Minidoka

### Offense Overview

- Offense total 820
- % change from 2008 8.5
- # of cleared offenses 320
- Percent cleared 39.0
  
- Group "A" Crime Rate per 100,000 population 4452.9
  
- Summary based reporting crime rate per 100,000 population is calculated for other state crime comparisons only. 2058.1

### Arrest Overview

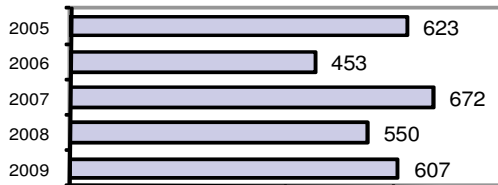
- Arrest total 607
- % change from 2008 10.4
- Adult arrest total 444
- Juvenile arrest total 163
  
- Arrest Rate per 100,000 population 3296.2

Group "A" Offenses	Offenses		Arrests	
	# Reported	# Cleared	Adult	Juvenile
Murder	0	0	0	0
Negligent Manslaughter	1	1	1	0
Forcible Rape	8	2	0	1
Robbery	2	0	0	0
Aggravated Assault	28	19	8	3
Burglary	64	9	8	3
Larceny	248	70	37	28
Motor Vehicle Theft	28	4	1	2
Arson	1	0	0	0
Simple Assault	145	105	70	18
Intimidation	10	7	4	0
Bribery	0	0	0	0
Counterfeiting/Forgery	16	7	7	0
Vandalism	119	17	6	9
Drug/Narcotics	33	28	22	3
Drug Equipment	32	26	8	0
Embezzlement	0	0	0	0
Extortion/Blackmail	0	0	0	0
Fraud	35	6	2	1
Gambling	0	0	0	0
Kidnapping	1	0	0	0
Pornography	4	0	0	0
Prostitution	0	0	0	0
Forcible Sodomy	0	0	0	0
Sexual Assault w/Object	0	0	0	0
Forcible Fondling	22	8	2	5
Incest	0	0	0	0
Statutory Rape	11	5	1	0
Stolen Property	4	0	0	0
Weapon Law Violation	8	6	2	4
<b>Total Group "A"</b>	<b>820</b>	<b>320</b>	<b>179</b>	<b>77</b>

**Total Offenses - 5 year trend**



**Total Arrests - 5 year trend**



Group "B" Arrests	Arrests	
	Adult	Juvenile
Bad Checks	1	0
Curfew/Vagrancy	0	2
Disorderly Conduct	0	0
DUI	99	3
Drunkenness	10	6
Family Offense-nonviolent	1	0
Liquor Law Violation	17	13
Peeping Tom	0	0
Runaways	0	3
Trespass	2	1
All Other Offenses	135	58
<b>Total Group "B"</b>	<b>265</b>	<b>86</b>