



Statewide Arrest Profile



Idaho Arrests in 2009

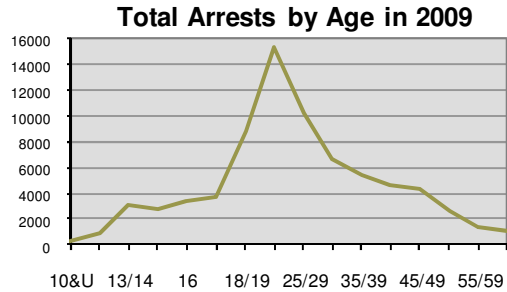
Statewide Arrests

Total Arrests	
Reported Arrests	74,527
Change from 2008	-1.8%
Rate per 100,000*	4827.7

The term "arrest" is defined as a physical arrest, citation or served summons. This data represents the number of persons arrested, not on charges lodged; therefore, each reporting jurisdiction submits one set of arrest data for each person per single apprehension. One set of arrest data will clear single or multiple offenses in the same incident and/or multiple incidents. Arrests on warrants issued by another jurisdiction are reported by the originating agency, not the arresting agency.

All persons arrested for the commission of a Group "A" or Group "B" crime are included in this count. Group "B" crime, which is only reported on the arrest level, encompasses offenses which are not under the Group "A" category. Excluded from this count are any traffic related arrests, with the exception of DUI, Hit and Run (of a person), and Vehicular Manslaughter.

34.4% of the weapons in arrestees possession when apprehended were firearms; 17.2% of those firearms were automatic.



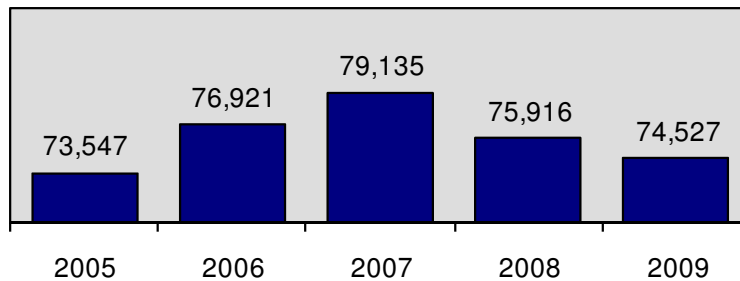
32.5% of total arrestees were between 18 and 24 years of age.

5.6% increase in violent crime arrests.

1.5% increase in DUI arrests.

Type of Arrest	
30,516	On-View (without warrant)
20,843	Taken into Custody (based on a warrant)
23,168	Cited or Summons to Court

Total Arrests 5 Year Trend



* Adjusted population base: 1,543,741.

Idaho Arrests in 2009

Group "A" Arrests

Group "A" Arrests	2009 Reporting	% Adult Arrests	% Juvenile Arrests	Rate per 100,000 Population*	2008 Reporting	Percent Change
Murder	16	87.5%	12.5%	1.0	15	6.7%
Negligent Manslaughter	4	100.0%	0.0%	0.3	2	100.0%
Forcible Sex Offenses:						
Forcible Rape	121	76.9%	23.1%	7.8	106	14.2%
Forcible Sodomy	30	80.0%	20.0%	1.9	18	66.7%
Sexual Assault with Object	16	87.5%	12.5%	1.0	10	60.0%
Forcible Fondling	229	69.0%	31.0%	14.8	230	-0.4%
Aggravated Assault	1,319	87.2%	12.8%	85.4	1,274	3.5%
Simple Assault	5,680	81.0%	19.0%	367.9	5,944	-4.4%
Intimidation	290	84.1%	15.9%	18.8	314	-7.6%
Kidnapping/Abduction	42	97.6%	2.4%	2.7	50	-16.0%
Nonforcible Sex Offenses:						
Incest	6	50.0%	50.0%	0.4	7	-14.3%
Statutory Rape	56	100.0%	0.0%	3.6	69	-18.8%
Crimes Against Persons Total	7,809	81.9%	18.1%	514.0	8,039	-2.9%
Crimes Against Property:						
Robbery	123	91.1%	8.9%	8.0	102	20.6%
Burglary/Breaking & Entering	1,040	65.0%	35.0%	67.4	1,104	-5.8%
Larceny/Theft Offenses	6,071	60.2%	39.8%	393.3	6,283	-3.4%
Motor Vehicle Theft	195	53.8%	46.2%	12.6	225	-13.3%
Arson	80	26.3%	73.8%	5.2	92	-13.0%
Destruction of Property	1,306	58.5%	41.5%	84.6	1,637	-20.2%
Counterfeiting/Forgery	189	93.1%	6.9%	12.2	179	5.6%
Fraud Offenses	312	88.5%	11.5%	20.2	308	1.3%
Embezzlement	88	92.0%	8.0%	5.7	115	-23.5%
Extortion/Blackmail	6	66.7%	33.3%	0.4	11	-45.5%
Bribery	2	100.0%	0.0%	0.1	2	0.0%
Stolen Property Offenses	177	72.3%	27.7%	11.5	237	-25.3%
Crimes Against Property Total	9,589	62.5%	37.5%	631.2	10,295	-6.9%
Crimes Against Society:						
Drug/Narcotic Violations	5,857	85.9%	14.1%	379.4	5,749	1.9%
Drug Equipment Violations	1,989	86.7%	13.3%	128.8	2,140	-7.1%
Gambling Offenses	0	0.0%	0.0%	0.0	1	-100.0%
Pornography/Obscene Material	32	59.4%	40.6%	2.1	25	28.0%
Prostitution Offenses	5	100.0%	0.0%	0.3	21	-76.2%
Weapon Law Violations	555	75.0%	25.0%	36.0	650	-14.6%
Crimes Against Society Total	8,438	85.3%	14.7%	555.4	8,586	-1.7%
Total Group "A" Arrests	25,836	75.8%	24.2%	1700.6	26,920	-4.0%

Group "B" Arrests

Group "B" Arrests	2009 Reporting	% Adult Arrests	% Juvenile Arrests	Rate per 100,000 Population*	2008 Reporting	Percent Change
Bad Checks	179	99.4%	0.6%	11.6	230	-22.2%
Curfew/Loitering/Vagrancy	542	1.1%	98.9%	35.1	806	-32.8%
Disorderly Conduct	2,705	79.1%	20.9%	175.2	2,553	6.0%
DUI	12,327	98.5%	1.5%	798.5	12,146	1.5%
Drunkennes	351	95.7%	4.3%	22.7	448	-21.7%
Nonviolent Family Offenses	792	98.2%	1.8%	51.3	645	22.8%
Liquor Law Violations	6,531	71.8%	28.2%	423.1	6,803	-4.0%
Peeping Tom	13	100.0%	0.0%	0.8	8	62.5%
Runaway	1,442	0.0%	100.0%	93.4	1,633	-11.7%
Trespass of Real Property	699	83.7%	16.3%	45.3	687	1.7%
All Other Offenses	23,110	87.0%	13.0%	1497.0	23,037	0.3%
Total Group "B" Arrests	48,691	84.2%	15.8%	3154.1	48,996	-0.6%

Idaho Arrests in 2009

Weapons in Possession of Arrestees

The following depicts weapon (s) in the possession of the arrestee at the time of arrest.

Arrested For:	Handgun	Rifle	Shotgun	Other Firearm	Unknown Firearm	Knife	Club	Total
Murder	1	0	0	0	1	1	0	3
Negligent Manslaughter	0	0	0	0	0	0	0	0
Forcible Rape	0	0	0	0	0	0	0	0
Robbery	8	1	4	1	0	7	5	26
Aggravated Assault	25	6	1	8	4	45	30	119
Burglary/Breaking & Entering	0	0	0	0	1	8	20	29
Larceny/Theft Offenses	10	1	0	0	0	58	3	72
Motor Vehicle Theft	0	0	0	0	0	3	0	3
Arson	0	0	0	0	0	0	0	0
Simple Assault	2	0	0	1	1	13	8	25
Intimidation	0	0	0	0	0	3	0	3
Bribery	0	0	0	0	0	0	0	0
Counterfeiting/Forgery	2	1	0	0	0	3	0	6
Destruction of Property	3	0	4	0	0	3	4	14
Drug/Narcotic Violations	31	10	7	0	8	100	11	167
Drug Equipment Violations	4	1	2	0	7	24	2	40
Embezzlement	0	0	0	0	0	0	0	0
Extortion/Blackmail	0	0	0	0	0	0	0	0
Fraud Offenses	0	0	0	0	0	4	0	4
Gambling Offenses	0	0	0	0	0	0	0	0
Kidnapping/Abduction	0	0	0	0	1	1	0	2
Pornography/Obscene Material	0	0	0	0	0	0	0	0
Prostitution Offenses	0	0	0	0	0	0	0	0
Forcible Sodomy	0	0	0	0	0	0	0	0
Sexual Assault with Object	0	0	0	0	0	0	0	0
Forcible Fondling	0	0	0	0	0	0	0	0
Stolen Property Offenses	4	0	0	0	1	4	0	9
Weapon Law Violations	52	12	5	6	16	108	13	212
Bad Checks	0	0	0	0	0	0	0	0
Curfew/Loitering/Vagrancy	0	0	0	0	0	4	0	4
Disorderly Conduct	1	3	0	0	2	8	5	19
DUI	42	11	6	0	3	70	4	136
Drunkenness	0	0	0	0	0	1	0	1
Nonviolent Family Offenses	0	0	0	0	0	1	0	1
Liquor Law Violations	9	0	0	0	3	30	0	42
Peeping Tom	0	0	0	0	0	0	0	0
Runaway	0	0	1	0	0	1	0	2
Trespass of Real Property	1	2	4	0	0	5	0	12
All Other Offenses	13	5	2	1	5	81	7	114
Total	208	53	36	17	53	586	112	1,065

Jurisdictional Residency of Arrestees

This information identifies if arrestee resides within the locality where the crime was committed.

Crimes Against:	Resident	Non-Resident	Unknown
Persons	6,308	1,418	83
Property	6,370	2,988	231
Society	5,861	2,468	109
Group "B" Arrests	35,323	12,886	482
Total	53,862	19,760	905
Percentage of Total Arrests	72.3%	26.5%	1.2%

Idaho Arrests in 2009

Arrestees By Race & Ethnicity

Offense	White	Black	American Indian/ Alaskan Native	Asian	Unk	Hispanic	Non Hispanic	Unk
Murder	15	0	1	0	0	5	11	0
Negligent Manslaughter	4	0	0	0	0	0	4	0
Forcible Rape	113	4	2	0	2	20	95	6
Robbery	114	8	0	1	0	15	107	1
Aggravated Assault	1,224	37	18	10	30	199	1,068	52
Burglary/Breaking & Entering	971	19	11	11	28	122	872	46
Larceny/Theft Offenses	5,557	101	129	37	247	854	4,900	317
Motor Vehicle Theft	178	5	7	3	2	35	153	7
Arson	74	0	0	1	5	12	58	10
Simple Assault	5,234	146	134	35	131	752	4,690	238
Intimidation	264	6	6	2	12	20	249	21
Bribery	2	0	0	0	0	0	1	1
Counterfeiting/Forgery	177	5	1	1	5	36	145	8
Destruction of Property	1,205	16	24	1	60	202	994	110
Drug/Narcotic Violations	5,421	109	80	30	217	649	4,869	339
Drug Equipment Violations	1,854	27	23	3	82	185	1,680	124
Embezzlement	83	2	0	0	3	3	81	4
Extortion/Blackmail	6	0	0	0	0	0	5	1
Fraud Offenses	285	11	7	2	7	33	266	13
Gambling Offenses	0	0	0	0	0	0	0	0
Kidnapping/Abduction	38	1	3	0	0	5	35	2
Pornography/Obscene Material	32	0	0	0	0	2	28	2
Prostitution Offenses	4	0	0	0	1	0	4	1
Forcible Sodomy	30	0	0	0	0	4	26	0
Sexual Assault with Object	16	0	0	0	0	5	10	1
Forcible Fondling	215	3	3	1	7	33	184	12
Incest	6	0	0	0	0	0	6	0
Statutory Rape	52	2	0	1	1	12	38	6
Stolen Property Offenses	156	7	4	1	9	23	142	12
Weapon Law Violations	530	4	4	1	16	112	414	29
Bad Checks	170	3	1	1	4	15	155	9
Curfew/Loitering/Vagrancy	508	5	5	4	20	82	426	34
Disorderly Conduct	2,452	56	88	18	91	464	2,103	138
DUI	11,221	124	283	57	642	1,613	10,022	692
Drunkness	310	9	23	3	6	42	297	12
Nonviolent Family Offenses	731	16	14	10	21	140	621	31
Liquor Law Violations	5,906	59	178	33	355	794	5,252	485
Peeping Tom	13	0	0	0	0	1	11	1
Runaway	1,321	45	27	20	29	217	1,162	63
Trespass of Real Property	639	8	31	1	20	58	600	41
All Other Offenses	21,358	503	608	126	515	3,083	19,149	878
Total	68,489	1,341	1,715	414	2,568	9,847	60,933	3,747

Idaho Arrests in 2009

Adult Arrests

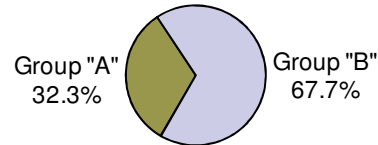
Adult Arrest by Gender

Offense	Male	Female
Murder	11	3
Negligent Manslaughter	4	0
Forcible Rape	92	1
Robbery	104	8
Aggravated Assault	974	176
Burglary/Breaking & Entering	520	156
Larceny/Theft Offenses	2,024	1,628
Motor Vehicle Theft	90	15
Arson	15	6
Simple Assault	3,355	1,243
Intimidation	204	40
Bribery	2	0
Counterfeiting/Forgery	108	68
Destruction of Property	620	144
Drug/Narcotic Violations	3,835	1,196
Drug Equipment Violations	1,269	456
Embezzlement	34	47
Extortion/Blackmail	4	0
Fraud Offenses	172	104
Gambling Offenses	0	0
Kidnapping/Abduction	37	4
Pornography/Obscene Material	16	3
Prostitution Offenses	2	3
Forcible Sodomy	22	2
Sexual Assault with Object	12	2
Forcible Fondling	152	6
Incest	1	2
Statutory Rape	50	6
Stolen Property Offenses	105	23
Weapon Law Violations	397	19
Bad Checks	103	75
Curfew/Loitering/Vagrancy	2	4
Disorderly Conduct	1,642	499
DUI	9,143	3,004
Drunkenness	302	34
Nonviolent Family Offenses	524	254
Liquor Law Violations	3,433	1,258
Peeping Tom	13	0
Runaway	N/A	N/A
Trespass of Real Property	465	120
All Other Offenses	15,157	4,959
Total	45,015	15,568

Total Adult Arrests

Reported Adult Arrests 60,583
Change from 2008 1.3%

Adult Arrests by Category



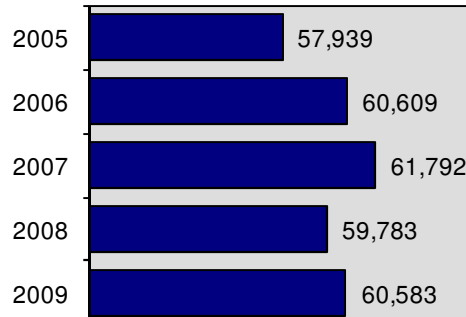
86.7% of violent crime arrests were adults.

1.8% increase in adult DUI arrests.

85.9% of drug/narcotic arrests were adults.

40.0% of adult arrests were between 18 and 24 years of age.

Total Adult Arrests 5 Year Trend



Idaho Arrests in 2009

Adult Arrests by Age

Offenses	18/19	20/24	25/29	30/34	35/39	40/44	45/49	50/54	55/59	60+	unk.	Total
Murder	1	3	4	2	2	1	1	0	0	0	0	14
Negligent Manslaughter	1	1	1	0	0	0	0	1	0	0	0	4
Forcible Rape	19	24	18	9	10	6	1	1	1	3	1	93
Robbery	38	26	13	18	4	6	5	2	0	0	0	112
Aggravated Assault	88	249	217	169	147	91	97	46	21	22	3	1,150
Burglary/B & E	162	192	100	69	39	47	33	16	10	7	1	676
Larceny/Theft Offenses	882	939	563	323	271	201	187	139	67	73	7	3,652
Motor Vehicle Theft	24	28	16	16	4	9	3	2	2	1	0	105
Arson	4	6	1	4	1	1	2	2	0	0	0	21
Simple Assault	298	961	884	640	558	460	373	193	106	107	18	4,598
Intimidation	19	36	43	25	34	31	23	17	4	7	5	244
Bribery	0	0	0	1	0	0	0	1	0	0	0	2
Counterfeiting/Forgery	16	43	35	32	14	13	14	5	1	3	0	176
Destruction of Property	143	228	148	82	54	35	41	21	8	4	0	764
Drug/Narcotic Offenses	883	1,461	883	523	358	313	306	179	80	38	7	5,031
Drug Equipment Offenses	396	538	255	156	134	85	87	49	18	4	3	1,725
Embezzlement	9	20	19	7	6	10	6	1	1	1	1	81
Extortion/Blackmail	1	2	0	0	0	0	0	1	0	0	0	4
Fraud Offenses	24	65	50	38	24	29	20	16	7	3	0	276
Gambling Offenses	0	0	0	0	0	0	0	0	0	0	0	0
Kidnapping/Abduction	5	5	7	6	9	2	4	2	0	1	0	41
Pornography	3	4	2	1	3	2	1	1	1	1	0	19
Prostitution Offenses	0	2	2	0	0	1	0	0	0	0	0	5
Forcible Sodomy	3	3	1	2	5	4	3	1	0	2	0	24
Sexual Assault w/Object	2	1	2	4	0	3	1	0	1	0	0	14
Forcible Fondling	23	26	18	21	25	8	13	6	4	12	2	158
Incest	1	1	0	0	1	0	0	0	0	0	0	3
Statutory Rape	14	22	11	5	4	0	0	0	0	0	0	56
Stolen Property Offenses	28	41	17	16	6	11	7	0	1	1	0	128
Weapon Law Violations	67	95	77	41	39	31	25	21	5	14	1	416
Bad Checks	12	40	24	22	32	17	14	10	5	1	1	178
Curfew/Loitering/Vagrancy	1	1	0	0	1	1	2	0	0	0	0	6
Disorderly Conduct	175	612	432	217	182	173	168	97	41	42	2	2,141
DUI	704	2,457	2,197	1,449	1,281	1,150	1,257	765	487	346	54	12,147
Drunkenness	14	77	76	38	26	22	35	28	14	6	0	336
Nonviolent Family Offenses	42	138	172	134	103	86	48	34	14	6	1	778
Liquor Law Violations	2,268	1,404	282	162	124	145	128	90	43	38	7	4,691
Peeping Tom	0	2	2	2	1	1	2	3	0	0	0	13
Trespass of Real Property	69	120	82	48	38	52	78	43	19	31	5	585
All Other Offenses	2,476	5,447	3,569	2,378	1,868	1,542	1,412	788	361	237	38	20,116
Total	8,915	15,320	10,223	6,660	5,408	4,589	4,397	2,581	1,322	1,011	157	60,583

Idaho Arrests in 2009

Juvenile Arrests

Juvenile Arrest by Gender

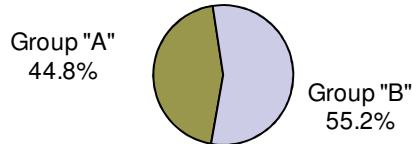
Offense	Male	Female
Murder	2	0
Negligent Manslaughter	0	0
Forcible Rape	28	0
Robbery	10	1
Aggravated Assault	142	27
Burglary/Breaking & Entering	326	38
Larceny/Theft Offenses	1,416	1,003
Motor Vehicle Theft	48	42
Arson	51	8
Simple Assault	774	308
Intimidation	39	7
Bribery	0	0
Counterfeiting/Forgery	9	4
Destruction of Property	463	79
Drug/Narcotic Violations	674	152
Drug Equipment Violations	209	55
Embezzlement	4	3
Extortion/Blackmail	1	1
Fraud Offenses	22	14
Gambling Offenses	0	0
Kidnapping/Abduction	1	0
Pornography/Obscene Material	7	6
Prostitution Offenses	0	0
Forcible Sodomy	6	0
Sexual Assault with Object	2	0
Forcible Fondling	67	4
Incest	1	2
Statutory Rape	0	0
Stolen Property Offenses	46	3
Weapon Law Violations	128	11
Bad Checks	0	1
Curfew/Loitering/Vagrancy	337	199
Disorderly Conduct	411	153
DUI	128	52
Drunkenness	12	3
Nonviolent Family Offenses	8	6
Liquor Law Violations	1,116	724
Peeping Tom	0	0
Runaway	682	760
Trespass of Real Property	88	26
All Other Offenses	2,145	849
Total	9,403	4,541

Total Juvenile Arrests

Reported Juvenile Arrests 13,944
Change from 2008 -13.6%

Under the UCR guidelines, a juvenile is counted as "arrested" when the circumstances are such that if the juvenile were an adult, an arrest would have been reported. Any situation involving a juvenile, in lieu of an actual arrest, is summoned, cited, or notified to appear before a juvenile court or similar authority for a violation of the law, is reported as an arrest.

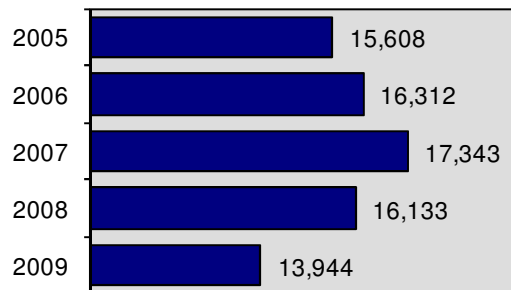
Juvenile Arrests by Category



41.2% of juvenile arrestees were between 13-15 years of age.

32.2% of juveniles arrested were handled within department (e.g., released to parents; released with warning) and not referred to other authorities, such as juvenile court.

Total Juvenile Arrests 5 Year Trend



Idaho Arrests in 2009

Juvenile Arrests by Age

Offenses	10 & Under	11-12	13-14	15	16	17	Total
Murder	0	0	2	0	0	0	2
Negligent Manslaughter	0	0	0	0	0	0	0
Forcible Rape	0	0	5	8	7	8	28
Robbery	0	0	1	0	2	8	11
Aggravated Assault	5	18	46	28	28	44	169
Burglary/B & E	7	19	100	57	90	91	364
Larceny/Theft Offenses	67	218	598	475	528	533	2,419
Motor Vehicle Theft	0	5	24	28	18	15	90
Arson	6	14	16	8	11	4	59
Simple Assault	66	167	332	193	168	156	1,082
Intimidation	2	7	12	11	8	6	46
Bribery	0	0	0	0	0	0	0
Counterfeiting/Forgery	0	0	0	3	5	5	13
Destruction of Property	44	62	165	92	86	93	542
Drug/Narcotic Violations	3	9	151	168	226	269	826
Drug Equipment Violations	1	2	39	52	78	92	264
Embezzlement	0	0	0	0	3	4	7
Extortion/Blackmail	0	0	0	1	0	1	2
Fraud Offenses	3	3	8	7	6	9	36
Gambling Offenses	0	0	0	0	0	0	0
Kidnapping/Abduction	0	0	0	0	1	0	1
Pornography	0	0	2	5	3	3	13
Prostitution Offenses	0	0	0	0	0	0	0
Forcible Sodomy	1	2	1	0	2	0	6
Sexual Assault w/Object	0	0	0	0	0	2	2
Forcible Fondling	3	12	25	9	14	8	71
Incest	0	1	1	0	0	1	3
Statutory Rape	0	0	0	0	0	0	0
Stolen Property Offenses	0	0	17	17	8	7	49
Weapon Law Violations	6	15	45	25	22	26	139
Bad Checks	0	0	0	0	0	1	1
Curfew/Loitering/Vagrancy	1	21	118	114	143	139	536
Disorderly Conduct	21	63	187	96	101	96	564
DUI	0	0	3	6	55	116	180
Drunkenness	0	0	1	1	9	4	15
Nonviolent Family Offenses	0	0	0	3	5	6	14
Liquor Law Violations	2	17	162	327	534	798	1,840
Peeping Tom	0	0	0	0	0	0	0
Runaways	5	71	355	334	377	300	1,442
Trespass of Real Property	1	3	35	19	24	32	114
All Other Offenses	25	102	561	642	823	841	2,994
Total	269	831	3,012	2,729	3,385	3,718	13,944

Idaho Arrests in 2009

Adult/Juvenile Arrests 5 Year Trend

Offense	2005		2006		2007		2008		2009	
	Adult	Juvenile	Adult	Juvenile	Adult	Juvenile	Adult	Juvenile	Adult	Juvenile
Murder	24	5	24	3	33	4	12	3	14	2
Neg. Manslaughter	0	1	2	0	3	1	2	0	4	0
Forcible Rape	83	14	116	29	93	29	88	18	93	28
Robbery	64	16	103	33	60	19	83	19	112	11
Aggravated Assault	1,024	222	1,030	174	1,114	190	1,072	202	1,150	169
Burglary/B&E	655	422	720	453	744	529	664	440	676	364
Larceny/Theft	3,035	2,233	2,938	2,533	3,018	2,632	3,613	2,670	3,652	2,419
Motor Vehicle Theft	219	139	193	133	170	132	119	106	105	90
Arson	20	59	25	87	43	78	15	77	21	59
Simple Assault	4,991	1,239	4,965	1,308	5,056	1,300	4,693	1,251	4,598	1,082
Intimidation	219	51	200	48	223	55	243	71	244	46
Bribery	0	0	0	0	0	1	2	0	2	0
Counterfeiting/Forgery	287	22	308	18	262	26	165	14	176	13
Destruction of Property	721	1,070	762	724	954	896	763	874	764	542
Drug/Narcotic Viol.	4,683	802	5,063	834	5,098	953	4,928	821	5,031	826
Drug Equipment Viol.	2,327	328	2,383	376	2,114	410	1,794	346	1,725	264
Embezzlement	56	11	120	15	103	21	109	6	81	7
Extortion/Blackmail	2	0	1	0	0	0	10	1	4	2
Fraud Offenses	262	35	276	33	270	67	279	29	276	36
Gambling Offenses	1	0	17	0	1	0	1	0	0	0
Kidnapping/Abduction	66	11	42	4	66	6	45	5	41	1
Pornography	11	0	10	2	16	3	18	7	19	13
Prostitution Offenses	4	0	9	0	10	0	19	2	5	0
Forcible Sodomy	3	15	8	13	9	11	10	8	24	6
Sexual Assault w/Object	4	5	6	5	7	4	7	3	14	2
Forcible Fondling	131	77	203	79	177	96	153	77	158	71
Incest	2	1	1	0	1	0	2	5	3	3
Statutory Rape	41	0	67	0	74	0	69	0	56	0
Stolen Property	287	80	227	60	208	57	166	71	128	49
Weapon Law Violations	398	192	422	179	404	191	474	176	416	139
Bad Checks	263	21	265	3	188	2	229	1	178	1
Curfew/Loiter/Vagrancy	8	620	10	784	12	897	10	796	6	536
Disorderly Conduct	1,663	596	2,012	619	1,956	657	1,908	645	2,141	564
DUI	8,864	210	11,090	291	11,373	286	11,930	216	12,147	180
Drunkenness	164	23	240	17	421	29	426	22	336	15
Nonviolent Family	418	18	485	6	603	10	621	24	778	14
Liquor Law Violations	3,570	1,747	4,001	2,063	4,392	2,107	4,710	2,093	4,691	1,840
Peeping Tom	3	0	7	3	11	1	7	1	13	0
Runaway	0	1,972	0	2,051	0	2,116	0	1,633	0	1,442
Trespass	613	195	673	163	638	143	542	145	585	114
All Other Offenses	22,753	3,156	21,585	3,169	21,867	3,384	19,782	3,255	20,116	2,994
Total	57,939	15,608	60,609	16,312	61,792	17,343	59,783	16,133	60,583	13,944
Total Arrests		73,547		76,921		79,135		75,916		74,527