

# AGENCY 2010 CRIME REPORT

## Boise Police Department

Population: 205,902  
County: Ada

### Offense Overview

- Offense total 13,663
- % change from 2009 **-1.4**
- # of cleared offenses 4,773
- Percent cleared 34.9

- Group "A" Crime Rate per 100,000 population 6635.7

- Summary based reporting crime rate per 100,000 population is calculated for other state crime comparisons only. 3057.3


### Arrest Overview

- Arrest total 8,660
- % change from 2009 **-0.7**
- Adult arrest total 7,020
- Juvenile arrest total 1,640

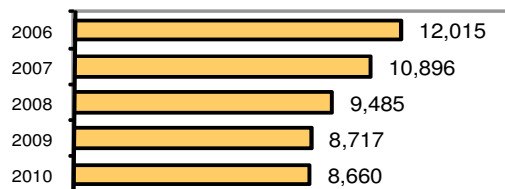
- Arrest Rate per 100,000 population 4205.9

Group "A" Offenses	Offenses		Arrests	
	# Reported	# Cleared	Adult	Juvenile
Murder	3	3	4	0
Negligent Manslaughter	0	0	1	0
Forcible Rape	89	30	11	2
Robbery	59	16	19	6
Aggravated Assault	389	289	170	20
Burglary	855	100	58	34
Larceny	4,682	993	687	445
Motor Vehicle Theft	168	40	24	7
Arson	50	14	2	9
Simple Assault	1,705	1,069	657	106
Intimidation	256	97	48	10
Bribery	0	0	0	0
Counterfeiting/Forgery	244	46	46	1
Vandalism	2,244	258	97	37
Drug/Narcotics	931	800	658	107
Drug Equipment	708	628	235	55
Embezzlement	57	19	17	1
Extortion/Blackmail	3	0	0	0
Fraud	804	105	84	3
Gambling	1	0	0	0
Kidnapping	27	23	16	0
Pornography	19	5	6	0
Prostitution	6	6	6	0
Forcible Sodomy	32	10	1	0
Sexual Assault w/Object	20	8	4	1
Forcible Fondling	46	17	9	2
Incest	1	1	1	0
Statutory Rape	25	14	7	0
Stolen Property	65	38	28	7
Weapon Law Violation	174	144	70	13
<b>Total Group "A"</b>	<b>13,663</b>	<b>4,773</b>	<b>2,966</b>	<b>866</b>

**Total Offenses - 5 year trend**



**Total Arrests - 5 year trend**



Group "B" Arrests	Arrests	
	Adult	Juvenile
Bad Checks	13	0
Curfew/Vagrancy	0	49
Disorderly Conduct	372	52
DUI	1,458	10
Drunkenness	121	0
Family Offense-nonviolent	36	0
Liquor Law Violation	296	85
Peeping Tom	3	1
Runaways	0	323
Trespass	162	24
All Other Offenses	1,593	230
<b>Total Group "B"</b>	<b>4,054</b>	<b>774</b>

# AGENCY 2010 CRIME REPORT

## GARDEN CITY POLICE DEPARTMENT

Population: 11,969  
County: Ada

### Offense Overview

- Offense total 1,210
- % change from 2009 18.7
- # of cleared offenses 727
- Percent cleared 60.1

- Group "A" Crime Rate per 100,000 population 10109.4

- Summary based reporting crime rate per 100,000 population is calculated for other state crime comparisons only. 3350.3

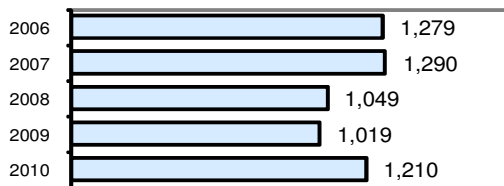
### Arrest Overview

- Arrest total 1,121
- % change from 2009 5.3
- Adult arrest total 1,015
- Juvenile arrest total 106

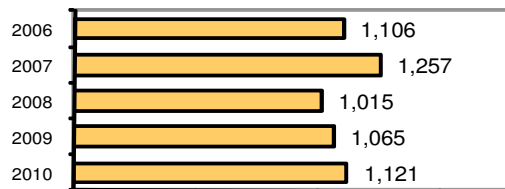
- Arrest Rate per 100,000 population 9365.9

Group "A" Offenses	Offenses		Arrests	
	# Reported	# Cleared	Adult	Juvenile
Murder	0	0	0	0
Negligent Manslaughter	0	0	0	0
Forcible Rape	6	3	2	0
Robbery	7	5	6	0
Aggravated Assault	22	17	11	0
Burglary	72	13	7	4
Larceny	271	113	85	13
Motor Vehicle Theft	20	6	0	1
Arson	3	1	0	0
Simple Assault	208	188	102	12
Intimidation	11	10	5	0
Bribery	0	0	0	0
Counterfeiting/Forgery	18	5	2	0
Vandalism	211	102	14	7
Drug/Narcotics	104	102	49	3
Drug Equipment	121	116	77	7
Embezzlement	7	0	1	0
Extortion/Blackmail	0	0	0	0
Fraud	70	11	6	1
Gambling	0	0	0	0
Kidnapping	1	1	1	0
Pornography	5	0	0	0
Prostitution	1	0	0	0
Forcible Sodomy	0	0	0	0
Sexual Assault w/Object	0	0	0	0
Forcible Fondling	18	5	2	2
Incest	0	0	0	0
Statutory Rape	0	0	0	0
Stolen Property	10	7	5	0
Weapon Law Violation	24	22	14	1
<b>Total Group "A"</b>	<b>1,210</b>	<b>727</b>	<b>389</b>	<b>51</b>

**Total Offenses - 5 year trend**



**Total Arrests - 5 year trend**



Group "B" Arrests	Arrests	
	Adult	Juvenile
Bad Checks	2	0
Curfew/Vagrancy	0	9
Disorderly Conduct	54	1
DUI	99	0
Drunkenness	23	0
Family Offense-nonviolent	20	0
Liquor Law Violation	54	5
Peeping Tom	1	0
Runaways	0	14
Trespass	19	0
All Other Offenses	354	26
<b>Total Group "B"</b>	<b>626</b>	<b>55</b>

# AGENCY 2010 CRIME REPORT

## MERIDIAN POLICE DEPARTMENT

Population: 72,688  
County: Ada

### Offense Overview

- Offense total 2,836
- % change from 2009 11.6
- # of cleared offenses 1,375
- Percent cleared 48.5

- Group "A" Crime Rate per 100,000 population 3901.6

- Summary based reporting crime rate per 100,000 population is calculated for other state crime comparisons only. 1810.5

### Arrest Overview

- Arrest total 2,103
- % change from 2009 19.6
- Adult arrest total 1,363
- Juvenile arrest total 740

- Arrest Rate per 100,000 population 2893.2

Group "A" Offenses	Offenses		Arrests	
	# Reported	# Cleared	Adult	Juvenile
Murder	3	3	0	0
Negligent Manslaughter	0	0	0	0
Forcible Rape	17	9	3	3
Robbery	11	4	7	0
Aggravated Assault	77	67	40	6
Burglary	197	29	13	17
Larceny	966	337	199	166
Motor Vehicle Theft	39	7	5	0
Arson	6	2	0	3
Simple Assault	373	316	155	50
Intimidation	53	40	15	6
Bribery	0	0	0	0
Counterfeiting/Forgery	51	14	8	2
Vandalism	313	63	19	35
Drug/Narcotics	224	204	134	90
Drug Equipment	195	179	48	24
Embezzlement	13	8	12	0
Extortion/Blackmail	1	0	0	0
Fraud	192	23	20	2
Gambling	0	0	0	0
Kidnapping	10	6	0	0
Pornography	1	1	1	0
Prostitution	0	0	1	0
Forcible Sodomy	4	2	0	0
Sexual Assault w/Object	3	2	0	0
Forcible Fondling	21	17	5	9
Incest	0	0	0	0
Statutory Rape	8	4	2	0
Stolen Property	14	11	4	3
Weapon Law Violation	44	27	9	7
<b>Total Group "A"</b>	<b>2,836</b>	<b>1,375</b>	<b>700</b>	<b>423</b>

**Total Offenses - 5 year trend**



**Total Arrests - 5 year trend**



Group "B" Arrests	Arrests	
	Adult	Juvenile
Bad Checks	5	0
Curfew/Vagrancy	0	57
Disorderly Conduct	29	23
DUI	223	7
Drunkenness	5	0
Family Offense-nonviolent	8	0
Liquor Law Violation	74	47
Peeping Tom	1	0
Runaways	0	55
Trespass	6	15
All Other Offenses	312	113
<b>Total Group "B"</b>	<b>663</b>	<b>317</b>

# AGENCY 2010 CRIME REPORT

## ADA COUNTY SHERIFF

Population: 101,773  
County: Ada

### Offense Overview

- Offense total 2,725
- % change from 2009 0.3
- # of cleared offenses 1,665
- Percent cleared 61.1

- Group "A" Crime Rate per 100,000 population 2677.5

- Summary based reporting crime rate per 100,000 population is calculated for other state crime comparisons only. 1069.0

### Arrest Overview

- Arrest total 5,739
- % change from 2009 **-3.3**
- Adult arrest total 5,134
- Juvenile arrest total 605

- Arrest Rate per 100,000 population 5639.0

Group "A" Offenses	Offenses		Arrests	
	# Reported	# Cleared	Adult	Juvenile
Murder	1	1	0	0
Negligent Manslaughter	0	0	0	0
Forcible Rape	17	9	5	3
Robbery	4	2	4	0
Aggravated Assault	98	89	54	8
Burglary	234	73	32	25
Larceny	694	309	96	84
Motor Vehicle Theft	30	12	6	2
Arson	10	2	1	4
Simple Assault	479	404	148	44
Intimidation	70	47	24	2
Bribery	0	0	0	0
Counterfeiting/Forgery	49	36	35	0
Vandalism	319	88	22	40
Drug/Narcotics	310	287	227	65
Drug Equipment	216	213	76	14
Embezzlement	1	0	3	0
Extortion/Blackmail	1	0	0	0
Fraud	90	23	19	1
Gambling	0	0	0	0
Kidnapping	6	3	0	0
Pornography	10	6	3	3
Prostitution	1	0	0	0
Forcible Sodomy	5	3	1	2
Sexual Assault w/Object	4	2	2	1
Forcible Fondling	24	17	5	7
Incest	0	0	1	0
Statutory Rape	10	7	3	0
Stolen Property	20	18	15	0
Weapon Law Violation	22	14	5	4
<b>Total Group "A"</b>	<b>2,725</b>	<b>1,665</b>	<b>787</b>	<b>309</b>

**Total Offenses - 5 year trend**



**Total Arrests - 5 year trend**



Group "B" Arrests	Arrests	
	Adult	Juvenile
Bad Checks	6	0
Curfew/Vagrancy	0	62
Disorderly Conduct	26	7
DUI	617	6
Drunkenness	2	0
Family Offense-nonviolent	23	1
Liquor Law Violation	87	81
Peeping Tom	0	0
Runaways	0	77
Trespass	10	1
All Other Offenses	3,576	61
<b>Total Group "B"</b>	<b>4,347</b>	<b>296</b>

# AGENCY 2010 CRIME REPORT

## ADA COUNTY TOTAL

Population: 392,332  
County: Ada

### Offense Overview

- Offense total 20,434
- % change from 2009 1.5
- # of cleared offenses 8,540
- Percent cleared 41.8

- Group "A" Crime Rate per 100,000 population 5208.3

- Summary based reporting crime rate per 100,000 population is calculated for other state crime comparisons only. 2319.5


### Arrest Overview

- Arrest total 17,623
- % change from 2009 0.8
- Adult arrest total 14,532
- Juvenile arrest total 3,091

- Arrest Rate per 100,000 population 4491.9

Group "A" Offenses	Offenses		Arrests	
	# Reported	# Cleared	Adult	Juvenile
Murder	7	7	4	0
Negligent Manslaughter	0	0	1	0
Forcible Rape	129	51	21	8
Robbery	81	27	36	6
Aggravated Assault	586	462	275	34
Burglary	1,358	215	110	80
Larceny	6,613	1,752	1,067	708
Motor Vehicle Theft	257	65	35	10
Arson	69	19	3	16
Simple Assault	2,765	1,977	1,062	212
Intimidation	390	194	92	18
Bribery	0	0	0	0
Counterfeiting/Forgery	362	101	91	3
Vandalism	3,087	511	152	119
Drug/Narcotics	1,569	1,393	1,068	265
Drug Equipment	1,240	1,136	436	100
Embezzlement	78	27	33	1
Extortion/Blackmail	5	0	0	0
Fraud	1,156	162	129	7
Gambling	1	0	0	0
Kidnapping	44	33	17	0
Pornography	35	12	10	3
Prostitution	8	6	7	0
Forcible Sodomy	41	15	2	2
Sexual Assault w/Object	27	12	6	2
Forcible Fondling	109	56	21	20
Incest	1	1	2	0
Statutory Rape	43	25	12	0
Stolen Property	109	74	52	10
Weapon Law Violation	264	207	98	25
<b>Total Group "A"</b>	<b>20,434</b>	<b>8,540</b>	<b>4,842</b>	<b>1,649</b>

**Total Offenses - 5 year trend**



**Total Arrests - 5 year trend**



Group "B" Arrests	Arrests	
	Adult	Juvenile
Bad Checks	26	0
Curfew/Vagrancy	0	177
Disorderly Conduct	481	83
DUI	2,397	23
Drunkenness	151	0
Family Offense-nonviolent	87	1
Liquor Law Violation	511	218
Peeping Tom	5	1
Runaways	0	469
Trespass	197	40
All Other Offenses	5,835	430
<b>Total Group "B"</b>	<b>9,690</b>	<b>1,442</b>