

AGENCY 2010 CRIME REPORT

ST. ANTHONY POLICE DEPARTMENT

Population: 3,443
County: Fremont

Offense Overview

- Offense total 97
- % change from 2009 **-34.0**
- # of cleared offenses 47
- Percent cleared 48.5

• Group "A" Crime Rate per 100,000 population 2817.3

• Summary based reporting crime rate per 100,000 population is calculated for other state crime comparisons only. 1016.6

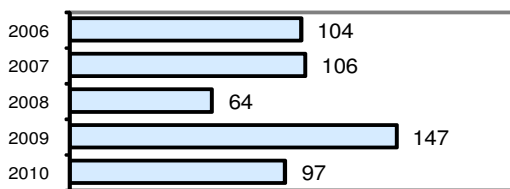
Arrest Overview

- Arrest total 114
- % change from 2009 **-9.5**
- Adult arrest total 85
- Juvenile arrest total 29

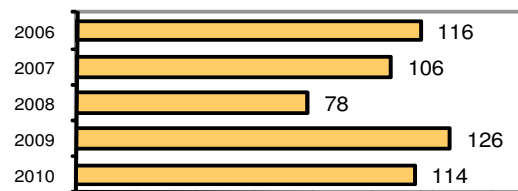
• Arrest Rate per 100,000 population 3311.1

Group "A" Offenses	Offenses		Arrests	
	# Reported	# Cleared	Adult	Juvenile
Murder	0	0	0	0
Negligent Manslaughter	0	0	0	0
Forcible Rape	1	1	0	0
Robbery	0	0	0	0
Aggravated Assault	2	2	2	0
Burglary	2	0	0	0
Larceny	28	10	2	9
Motor Vehicle Theft	2	0	0	0
Arson	0	0	0	0
Simple Assault	16	15	7	4
Intimidation	0	0	0	0
Bribery	0	0	0	0
Counterfeiting/Forgery	1	0	0	0
Vandalism	25	5	2	2
Drug/Narcotics	7	7	5	0
Drug Equipment	6	6	1	0
Embezzlement	0	0	0	0
Extortion/Blackmail	0	0	0	0
Fraud	7	1	0	0
Gambling	0	0	0	0
Kidnapping	0	0	0	0
Pornography	0	0	0	0
Prostitution	0	0	0	0
Forcible Sodomy	0	0	0	0
Sexual Assault w/Object	0	0	0	0
Forcible Fondling	0	0	0	0
Incest	0	0	0	0
Statutory Rape	0	0	0	0
Stolen Property	0	0	0	0
Weapon Law Violation	0	0	0	0
Total Group "A"	97	47	19	15

Total Offenses - 5 year trend



Total Arrests - 5 year trend



Group "B" Arrests	Arrests	
	Adult	Juvenile
Bad Checks	2	0
Curfew/Vagrancy	0	0
Disorderly Conduct	0	0
DUI	22	1
Drunkenness	0	0
Family Offense-nonviolent	1	0
Liquor Law Violation	4	4
Peeping Tom	0	0
Runaways	0	0
Trespass	1	3
All Other Offenses	36	6
Total Group "B"	66	14

AGENCY 2010 CRIME REPORT

FREMONT COUNTY SHERIFF

Population: 9,290
County: Fremont

Offense Overview

- Offense total 206
- % change from 2009 **-23.1**
- # of cleared offenses 158
- Percent cleared 76.7

- Group "A" Crime Rate per 100,000 population 2217.4

- Summary based reporting crime rate per 100,000 population is calculated for other state crime comparisons only. 796.6

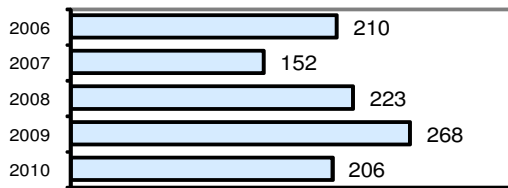
Arrest Overview

- Arrest total 194
- % change from 2009 **-16.4**
- Adult arrest total 143
- Juvenile arrest total 51

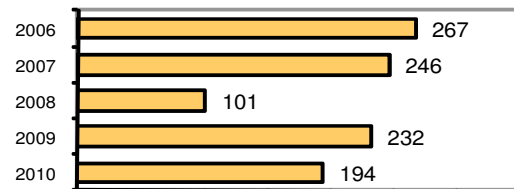
- Arrest Rate per 100,000 population 2088.3

Group "A" Offenses	Offenses		Arrests	
	# Reported	# Cleared	Adult	Juvenile
Murder	0	0	0	0
Negligent Manslaughter	0	0	0	0
Forcible Rape	0	0	0	0
Robbery	0	0	0	0
Aggravated Assault	4	4	3	1
Burglary	3	0	0	0
Larceny	62	29	6	4
Motor Vehicle Theft	5	2	0	0
Arson	0	0	0	1
Simple Assault	57	57	14	15
Intimidation	5	5	0	0
Bribery	0	0	0	0
Counterfeiting/Forgery	0	0	0	0
Vandalism	13	6	1	1
Drug/Narcotics	26	25	15	4
Drug Equipment	18	18	9	1
Embezzlement	0	0	0	0
Extortion/Blackmail	0	0	0	0
Fraud	8	7	0	0
Gambling	0	0	0	0
Kidnapping	0	0	0	0
Pornography	0	0	0	0
Prostitution	0	0	0	0
Forcible Sodomy	0	0	0	0
Sexual Assault w/Object	0	0	0	0
Forcible Fondling	0	0	0	0
Incest	0	0	0	0
Statutory Rape	0	0	0	0
Stolen Property	0	0	0	0
Weapon Law Violation	5	5	5	1
Total Group "A"	206	158	53	28

Total Offenses - 5 year trend



Total Arrests - 5 year trend



Group "B" Arrests	Arrests	
	Adult	Juvenile
Bad Checks	0	0
Curfew/Vagrancy	0	0
Disorderly Conduct	0	2
DUI	27	3
Drunkenness	0	0
Family Offense-nonviolent	0	0
Liquor Law Violation	9	3
Peeping Tom	0	0
Runaways	0	0
Trespass	0	0
All Other Offenses	54	15
Total Group "B"	90	23

AGENCY 2010 CRIME REPORT

FREMONT COUNTY TOTAL

Population: 12,733
County: Fremont

Offense Overview

- Offense total 303
- % change from 2009 **-27.0**
- # of cleared offenses 205
- Percent cleared 67.7

- Group "A" Crime Rate per 100,000 population 2379.6

- Summary based reporting crime rate per 100,000 population is calculated for other state crime comparisons only. 856.0

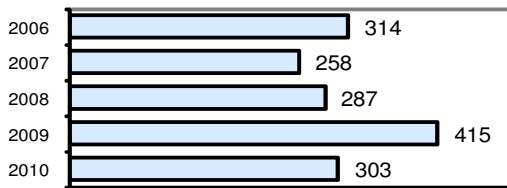
Arrest Overview

- Arrest total 308
- % change from 2009 **-14.0**
- Adult arrest total 228
- Juvenile arrest total 80

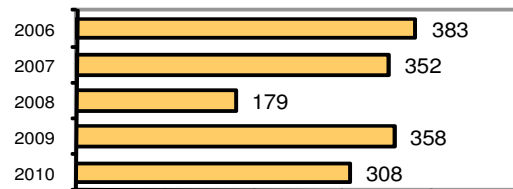
- Arrest Rate per 100,000 population 2418.9

Group "A" Offenses	Offenses		Arrests	
	# Reported	# Cleared	Adult	Juvenile
Murder	0	0	0	0
Negligent Manslaughter	0	0	0	0
Forcible Rape	1	1	0	0
Robbery	0	0	0	0
Aggravated Assault	6	6	5	1
Burglary	5	0	0	0
Larceny	90	39	8	13
Motor Vehicle Theft	7	2	0	0
Arson	0	0	0	1
Simple Assault	73	72	21	19
Intimidation	5	5	0	0
Bribery	0	0	0	0
Counterfeiting/Forgery	1	0	0	0
Vandalism	38	11	3	3
Drug/Narcotics	33	32	20	4
Drug Equipment	24	24	10	1
Embezzlement	0	0	0	0
Extortion/Blackmail	0	0	0	0
Fraud	15	8	0	0
Gambling	0	0	0	0
Kidnapping	0	0	0	0
Pornography	0	0	0	0
Prostitution	0	0	0	0
Forcible Sodomy	0	0	0	0
Sexual Assault w/Object	0	0	0	0
Forcible Fondling	0	0	0	0
Incest	0	0	0	0
Statutory Rape	0	0	0	0
Stolen Property	0	0	0	0
Weapon Law Violation	5	5	5	1
Total Group "A"	303	205	72	43

Total Offenses - 5 year trend



Total Arrests - 5 year trend



Group "B" Arrests	Arrests	
	Adult	Juvenile
Bad Checks	2	0
Curfew/Vagrancy	0	0
Disorderly Conduct	0	2
DUI	49	4
Drunkenness	0	0
Family Offense-nonviolent	1	0
Liquor Law Violation	13	7
Peeping Tom	0	0
Runaways	0	0
Trespass	1	3
All Other Offenses	90	21
Total Group "B"	156	37