

AGENCY 2010 CRIME REPORT

COEUR D'ALENE POLICE DEPARTMENT

Population: 44,626
County: Kootenai

Offense Overview

- Offense total 4,072
- % change from 2009 **-7.5**
- # of cleared offenses 2,201
- Percent cleared 54.1

• Group "A" Crime Rate per 100,000 population 9124.7

- Summary based reporting crime rate per 100,000 population is calculated for other state crime comparisons only. 4194.9

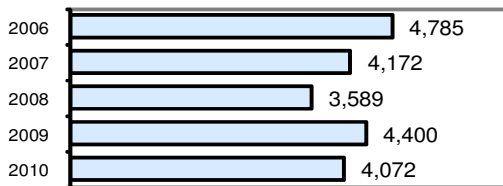
Arrest Overview

- Arrest total 3,396
- % change from 2009 **-9.7**
- Adult arrest total 2,657
- Juvenile arrest total 739

• Arrest Rate per 100,000 population 7609.9

Group "A" Offenses	Offenses		Arrests	
	# Reported	# Cleared	Adult	Juvenile
Murder	0	0	0	0
Negligent Manslaughter	0	0	0	0
Forcible Rape	21	13	9	4
Robbery	17	8	8	1
Aggravated Assault	218	174	73	12
Burglary	281	60	37	16
Larceny	1,264	333	203	119
Motor Vehicle Theft	53	10	3	3
Arson	18	6	1	4
Simple Assault	691	634	279	71
Intimidation	75	56	16	2
Bribery	1	1	0	0
Counterfeiting/Forgery	50	21	9	1
Vandalism	447	93	29	19
Drug/Narcotics	348	327	297	54
Drug Equipment	296	289	79	13
Embezzlement	15	11	9	0
Extortion/Blackmail	0	0	0	0
Fraud	105	35	10	1
Gambling	0	0	0	0
Kidnapping	11	10	1	0
Pornography	2	0	0	0
Prostitution	2	2	4	0
Forcible Sodomy	7	4	0	1
Sexual Assault w/Object	2	2	0	1
Forcible Fondling	47	30	8	4
Incest	1	1	0	0
Statutory Rape	17	14	9	0
Stolen Property	20	19	15	3
Weapon Law Violation	63	48	25	12
Total Group "A"	4,072	2,201	1,124	341

Total Offenses - 5 year trend



Total Arrests - 5 year trend



Group "B" Arrests	Arrests	
	Adult	Juvenile
Bad Checks	7	0
Curfew/Vagrancy	0	19
Disorderly Conduct	145	7
DUI	333	6
Drunkenness	1	0
Family Offense-nonviolent	73	1
Liquor Law Violation	438	64
Peeping Tom	0	0
Runaways	0	78
Trespass	10	4
All Other Offenses	526	219
Total Group "B"	1,533	398

AGENCY 2010 CRIME REPORT

POST FALLS POLICE DEPARTMENT

Population: 27,882
County: Kootenai

Offense Overview

- Offense total 1,497
- % change from 2009 0.9
- # of cleared offenses 883
- Percent cleared 59.0

• Group "A" Crime Rate per 100,000 population 5369.1

• Summary based reporting crime rate per 100,000 population is calculated for other state crime comparisons only. 2453.2

Arrest Overview

- Arrest total 1,300
- % change from 2009 **-1.3**
- Adult arrest total 993
- Juvenile arrest total 307

• Arrest Rate per 100,000 population 4662.5

Group "A" Offenses	Offenses		Arrests	
	# Reported	# Cleared	Adult	Juvenile
Murder	2	1	1	0
Negligent Manslaughter	0	0	0	0
Forcible Rape	11	7	5	2
Robbery	2	1	2	0
Aggravated Assault	24	21	15	4
Burglary	113	26	22	5
Larceny	505	195	145	79
Motor Vehicle Theft	23	10	4	1
Arson	4	1	0	1
Simple Assault	215	195	100	32
Intimidation	8	5	3	0
Bribery	0	0	0	0
Counterfeiting/Forgery	7	3	5	0
Vandalism	180	51	10	14
Drug/Narcotics	165	162	147	29
Drug Equipment	143	140	21	9
Embezzlement	3	3	1	1
Extortion/Blackmail	1	1	1	0
Fraud	33	16	11	2
Gambling	0	0	0	0
Kidnapping	3	2	0	0
Pornography	3	0	0	0
Prostitution	0	0	0	0
Forcible Sodomy	4	3	1	2
Sexual Assault w/Object	2	2	1	0
Forcible Fondling	14	9	4	4
Incest	0	0	0	0
Statutory Rape	1	1	1	0
Stolen Property	10	10	11	3
Weapon Law Violation	21	18	6	4
Total Group "A"	1,497	883	517	192

Total Offenses - 5 year trend



Total Arrests - 5 year trend



Group "B" Arrests	Arrests	
	Adult	Juvenile
Bad Checks	6	0
Curfew/Vagrancy	0	1
Disorderly Conduct	17	0
DUI	192	0
Drunkenness	0	0
Family Offense-nonviolent	19	1
Liquor Law Violation	66	31
Peeping Tom	0	0
Runaways	0	21
Trespass	3	1
All Other Offenses	173	60
Total Group "B"	476	115

AGENCY 2010 CRIME REPORT

RATHDRUM POLICE DEPARTMENT

Population: 7,174
County: Kootenai

Offense Overview

- Offense total 344
- % change from 2009 8.2
- # of cleared offenses 153
- Percent cleared 44.5

- Group "A" Crime Rate per 100,000 population 4795.1

- Summary based reporting crime rate per 100,000 population is calculated for other state crime comparisons only. 2550.9


Arrest Overview

- Arrest total 252
- % change from 2009 **-16.3**
- Adult arrest total 192
- Juvenile arrest total 60


- Arrest Rate per 100,000 population 3512.7

Group "A" Offenses	Offenses		Arrests	
	# Reported	# Cleared	Adult	Juvenile
Murder	0	0	0	0
Negligent Manslaughter	0	0	0	0
Forcible Rape	2	2	1	0
Robbery	2	1	0	1
Aggravated Assault	11	9	6	1
Burglary	57	9	4	7
Larceny	105	28	13	13
Motor Vehicle Theft	6	0	0	0
Arson	0	0	0	0
Simple Assault	47	42	35	0
Intimidation	4	3	3	0
Bribery	0	0	0	0
Counterfeiting/Forgery	3	3	3	0
Vandalism	45	9	6	1
Drug/Narcotics	21	19	18	11
Drug Equipment	21	19	7	2
Embezzlement	0	0	0	0
Extortion/Blackmail	0	0	0	0
Fraud	7	0	0	0
Gambling	0	0	0	0
Kidnapping	2	2	1	0
Pornography	1	0	0	0
Prostitution	1	1	2	0
Forcible Sodomy	0	0	0	0
Sexual Assault w/Object	0	0	0	0
Forcible Fondling	7	5	2	0
Incest	0	0	0	0
Statutory Rape	1	0	0	0
Stolen Property	1	1	2	0
Weapon Law Violation	0	0	0	0
Total Group "A"	344	153	103	36

Total Offenses - 5 year trend



Total Arrests - 5 year trend



Group "B" Arrests	Arrests	
	Adult	Juvenile
Bad Checks	0	0
Curfew/Vagrancy	0	0
Disorderly Conduct	0	1
DUI	43	1
Drunkenness	0	0
Family Offense-nonviolent	3	0
Liquor Law Violation	4	7
Peeping Tom	0	0
Runaways	0	2
Trespass	0	0
All Other Offenses	39	13
Total Group "B"	89	24

AGENCY 2010 CRIME REPORT

SPIRIT LAKE POLICE DEPARTMENT

Population: 1,788
County: Kootenai

Offense Overview

- Offense total 57
- % change from 2009 **-17.4**
- # of cleared offenses 26
- Percent cleared 45.6

• Group "A" Crime Rate per 100,000 population 3187.9

• Summary based reporting crime rate per 100,000 population is calculated for other state crime comparisons only. 1286.4

Arrest Overview

- Arrest total 71
- % change from 2009 **-14.5**
- Adult arrest total 60
- Juvenile arrest total 11

• Arrest Rate per 100,000 population 3970.9

Group "A" Offenses	Offenses		Arrests	
	# Reported	# Cleared	Adult	Juvenile
Murder	0	0	0	0
Negligent Manslaughter	0	0	0	0
Forcible Rape	0	0	0	0
Robbery	0	0	0	0
Aggravated Assault	3	3	1	0
Burglary	3	0	0	0
Larceny	15	4	1	1
Motor Vehicle Theft	2	0	0	0
Arson	0	0	0	0
Simple Assault	10	8	3	1
Intimidation	0	0	0	0
Bribery	0	0	0	0
Counterfeiting/Forgery	2	0	0	0
Vandalism	9	0	0	0
Drug/Narcotics	7	7	5	2
Drug Equipment	3	3	0	1
Embezzlement	0	0	0	0
Extortion/Blackmail	0	0	0	0
Fraud	0	0	0	0
Gambling	0	0	0	0
Kidnapping	2	0	0	0
Pornography	0	0	0	0
Prostitution	0	0	0	0
Forcible Sodomy	0	0	0	0
Sexual Assault w/Object	0	0	0	0
Forcible Fondling	0	0	0	0
Incest	0	0	0	0
Statutory Rape	0	0	0	0
Stolen Property	0	0	0	0
Weapon Law Violation	1	1	0	4
Total Group "A"	57	26	10	9

Total Offenses - 5 year trend



Total Arrests - 5 year trend



Group "B" Arrests	Arrests	
	Adult	Juvenile
Bad Checks	0	0
Curfew/Vagrancy	0	0
Disorderly Conduct	0	0
DUI	33	0
Drunkenness	2	0
Family Offense-nonviolent	0	0
Liquor Law Violation	4	0
Peeping Tom	0	0
Runaways	0	0
Trespass	0	0
All Other Offenses	11	2
Total Group "B"	50	2

AGENCY 2010 CRIME REPORT

KOOTENAI COUNTY SHERIFF

Population: 60,742
County: Kootenai

Offense Overview

- Offense total 2,953
- % change from 2009 5.3
- # of cleared offenses 1,224
- Percent cleared 41.4

- Group "A" Crime Rate per 100,000 population 4861.5

- Summary based reporting crime rate per 100,000 population is calculated for other state crime comparisons only. 2080.9

Arrest Overview

- Arrest total 2,637
- % change from 2009 5.0
- Adult arrest total 2,392
- Juvenile arrest total 245


- Arrest Rate per 100,000 population 4341.3

Group "A" Offenses	Offenses		Arrests	
	# Reported	# Cleared	Adult	Juvenile
Murder	2	1	0	0
Negligent Manslaughter	0	0	0	0
Forcible Rape	13	7	4	1
Robbery	4	1	2	0
Aggravated Assault	78	58	24	1
Burglary	338	36	18	3
Larceny	774	122	51	11
Motor Vehicle Theft	46	9	1	0
Arson	9	2	0	0
Simple Assault	448	304	98	20
Intimidation	21	6	2	1
Bribery	0	0	0	0
Counterfeiting/Forgery	19	8	5	0
Vandalism	319	38	6	8
Drug/Narcotics	372	305	339	14
Drug Equipment	317	261	30	2
Embezzlement	2	1	0	0
Extortion/Blackmail	3	1	0	0
Fraud	104	21	7	0
Gambling	0	0	0	0
Kidnapping	14	10	1	0
Pornography	3	1	0	0
Prostitution	1	1	0	0
Forcible Sodomy	6	2	0	1
Sexual Assault w/Object	4	1	0	0
Forcible Fondling	20	9	4	3
Incest	0	0	0	0
Statutory Rape	6	3	0	0
Stolen Property	6	5	5	0
Weapon Law Violation	24	11	5	0
Total Group "A"	2,953	1,224	602	65

Total Offenses - 5 year trend



Total Arrests - 5 year trend



Group "B" Arrests	Arrests	
	Adult	Juvenile
Bad Checks	0	0
Curfew/Vagrancy	0	0
Disorderly Conduct	24	3
DUI	368	5
Drunkenness	3	0
Family Offense-nonviolent	19	0
Liquor Law Violation	72	28
Peeping Tom	0	0
Runaways	0	67
Trespass	4	0
All Other Offenses	1,300	77
Total Group "B"	1,790	180

AGENCY 2010 CRIME REPORT

KOOTENAI COUNTY TOTAL

Population: 142,212
County: Kootenai

Offense Overview

- Offense total 8,923
- % change from 2009 **-1.7**
- # of cleared offenses 4,487
- Percent cleared 50.3

- Group "A" Crime Rate per 100,000 population 6274.4

- Summary based reporting crime rate per 100,000 population is calculated for other state crime comparisons only. 2831.0

Arrest Overview

- Arrest total 7,656
- % change from 2009 **-4.0**
- Adult arrest total 6,294
- Juvenile arrest total 1,362

- Arrest Rate per 100,000 population 5383.5

Group "A" Offenses	Offenses		Arrests	
	# Reported	# Cleared	Adult	Juvenile
Murder	4	2	1	0
Negligent Manslaughter	0	0	0	0
Forcible Rape	47	29	19	7
Robbery	25	11	12	2
Aggravated Assault	334	265	119	18
Burglary	792	131	81	31
Larceny	2,663	682	413	223
Motor Vehicle Theft	130	29	8	4
Arson	31	9	1	5
Simple Assault	1,411	1,183	515	124
Intimidation	108	70	24	3
Bribery	1	1	0	0
Counterfeiting/Forgery	81	35	22	1
Vandalism	1,000	191	51	42
Drug/Narcotics	913	820	806	110
Drug Equipment	780	712	137	27
Embezzlement	20	15	10	1
Extortion/Blackmail	4	2	1	0
Fraud	249	72	28	3
Gambling	0	0	0	0
Kidnapping	32	24	3	0
Pornography	9	1	0	0
Prostitution	4	4	6	0
Forcible Sodomy	17	9	1	4
Sexual Assault w/Object	8	5	1	1
Forcible Fondling	88	53	18	11
Incest	1	1	0	0
Statutory Rape	25	18	10	0
Stolen Property	37	35	33	6
Weapon Law Violation	109	78	36	20
Total Group "A"	8,923	4,487	2,356	643

Total Offenses - 5 year trend



Total Arrests - 5 year trend



Group "B" Arrests	Arrests	
	Adult	Juvenile
Bad Checks	13	0
Curfew/Vagrancy	0	20
Disorderly Conduct	186	11
DUI	969	12
Drunkenness	6	0
Family Offense-nonviolent	114	2
Liquor Law Violation	584	130
Peeping Tom	0	0
Runaways	0	168
Trespass	17	5
All Other Offenses	2,049	371
Total Group "B"	3,938	719