

AGENCY 2010 CRIME REPORT

REXBURG POLICE DEPARTMENT

Population: 30,200
County: Madison

Offense Overview

- Offense total 599
- % change from 2009 **-5.8**
- # of cleared offenses 268
- Percent cleared 44.7

- Group "A" Crime Rate per 100,000 population 1983.4

- Summary based reporting crime rate per 100,000 population is calculated for other state crime comparisons only. 851.0

Arrest Overview

- Arrest total 453
- % change from 2009 **-14.7**
- Adult arrest total 348
- Juvenile arrest total 105

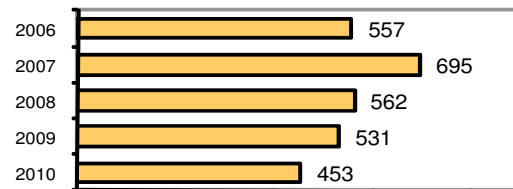
- Arrest Rate per 100,000 population 1500.0

Group "A" Offenses	Offenses		Arrests	
	# Reported	# Cleared	Adult	Juvenile
Murder	0	0	0	0
Negligent Manslaughter	0	0	0	0
Forcible Rape	2	1	1	0
Robbery	1	1	1	0
Aggravated Assault	7	5	5	0
Burglary	17	11	14	0
Larceny	224	59	35	31
Motor Vehicle Theft	5	4	3	1
Arson	1	1	1	0
Simple Assault	24	16	10	3
Intimidation	1	0	0	0
Bribery	0	0	0	0
Counterfeiting/Forgery	8	2	3	0
Vandalism	110	28	5	11
Drug/Narcotics	79	64	63	8
Drug Equipment	55	54	7	1
Embezzlement	1	0	2	0
Extortion/Blackmail	0	0	0	0
Fraud	44	9	8	0
Gambling	0	0	0	0
Kidnapping	0	0	0	0
Pornography	1	0	0	0
Prostitution	0	0	0	0
Forcible Sodomy	0	0	0	0
Sexual Assault w/Object	0	0	0	0
Forcible Fondling	7	5	1	1
Incest	0	0	0	0
Statutory Rape	0	0	0	0
Stolen Property	4	2	1	0
Weapon Law Violation	8	6	2	1
Total Group "A"	599	268	162	57

Total Offenses - 5 year trend



Total Arrests - 5 year trend



Group "B" Arrests	Arrests	
	Adult	Juvenile
Bad Checks	5	0
Curfew/Vagrancy	0	7
Disorderly Conduct	1	0
DUI	32	0
Drunkenness	2	0
Family Offense-nonviolent	0	0
Liquor Law Violation	27	8
Peeping Tom	1	0
Runaways	0	0
Trespass	10	5
All Other Offenses	108	28
Total Group "B"	186	48

AGENCY 2010 CRIME REPORT

MADISON COUNTY SHERIFF

Population: 9,401
County: Madison

Offense Overview

- Offense total 249
- % change from 2009 33.9
- # of cleared offenses 147
- Percent cleared 59.0

- Group "A" Crime Rate per 100,000 population 2648.7

- Summary based reporting crime rate per 100,000 population is calculated for other state crime comparisons only. 851.0

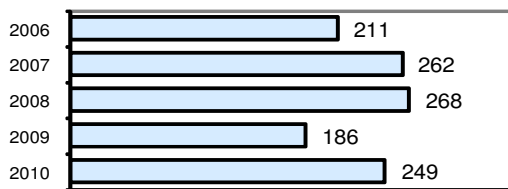
Arrest Overview

- Arrest total 205
- % change from 2009 -4.2
- Adult arrest total 170
- Juvenile arrest total 35

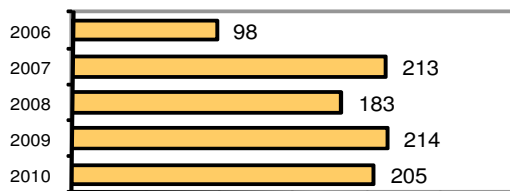
- Arrest Rate per 100,000 population 2180.6

Group "A" Offenses	Offenses		Arrests	
	# Reported	# Cleared	Adult	Juvenile
Murder	0	0	0	0
Negligent Manslaughter	0	0	0	0
Forcible Rape	6	6	1	1
Robbery	0	0	0	0
Aggravated Assault	3	3	2	1
Burglary	23	7	9	3
Larceny	47	19	13	7
Motor Vehicle Theft	1	1	0	0
Arson	0	0	0	0
Simple Assault	23	18	10	1
Intimidation	3	3	1	0
Bribery	0	0	0	0
Counterfeiting/Forgery	0	0	0	0
Vandalism	41	3	0	0
Drug/Narcotics	47	41	45	8
Drug Equipment	31	31	1	0
Embezzlement	0	0	0	0
Extortion/Blackmail	0	0	0	0
Fraud	8	3	3	0
Gambling	0	0	0	0
Kidnapping	0	0	0	0
Pornography	0	0	0	0
Prostitution	0	0	0	0
Forcible Sodomy	0	0	0	0
Sexual Assault w/Object	0	0	0	0
Forcible Fondling	12	9	2	1
Incest	0	0	0	0
Statutory Rape	1	1	0	0
Stolen Property	0	0	0	0
Weapon Law Violation	3	2	1	0
Total Group "A"	249	147	88	22

Total Offenses - 5 year trend



Total Arrests - 5 year trend



Group "B" Arrests	Arrests	
	Adult	Juvenile
Bad Checks	0	0
Curfew/Vagrancy	0	0
Disorderly Conduct	0	0
DUI	33	1
Drunkenness	5	0
Family Offense-nonviolent	1	0
Liquor Law Violation	8	4
Peeping Tom	0	0
Runaways	0	0
Trespass	0	0
All Other Offenses	35	8
Total Group "B"	82	13

AGENCY 2010 CRIME REPORT

MADISON COUNTY TOTAL

Population: 39,601
County: Madison

Offense Overview

- Offense total 848
- % change from 2009 3.2
- # of cleared offenses 415
- Percent cleared 48.9

- Group "A" Crime Rate per 100,000 population 2141.4

- Summary based reporting crime rate per 100,000 population is calculated for other state crime comparisons only. 851.0

Arrest Overview

- Arrest total 658
- % change from 2009 -11.7
- Adult arrest total 518
- Juvenile arrest total 140

- Arrest Rate per 100,000 population 1661.6

Group "A" Offenses	Offenses		Arrests	
	# Reported	# Cleared	Adult	Juvenile
Murder	0	0	0	0
Negligent Manslaughter	0	0	0	0
Forcible Rape	8	7	2	1
Robbery	1	1	1	0
Aggravated Assault	10	8	7	1
Burglary	40	18	23	3
Larceny	271	78	48	38
Motor Vehicle Theft	6	5	3	1
Arson	1	1	1	0
Simple Assault	47	34	20	4
Intimidation	4	3	1	0
Bribery	0	0	0	0
Counterfeiting/Forgery	8	2	3	0
Vandalism	151	31	5	11
Drug/Narcotics	126	105	108	16
Drug Equipment	86	85	8	1
Embezzlement	1	0	2	0
Extortion/Blackmail	0	0	0	0
Fraud	52	12	11	0
Gambling	0	0	0	0
Kidnapping	0	0	0	0
Pornography	1	0	0	0
Prostitution	0	0	0	0
Forcible Sodomy	0	0	0	0
Sexual Assault w/Object	0	0	0	0
Forcible Fondling	19	14	3	2
Incest	0	0	0	0
Statutory Rape	1	1	0	0
Stolen Property	4	2	1	0
Weapon Law Violation	11	8	3	1
Total Group "A"	848	415	250	79

Total Offenses - 5 year trend



Total Arrests - 5 year trend



Group "B" Arrests	Arrests	
	Adult	Juvenile
Bad Checks	5	0
Curfew/Vagrancy	0	7
Disorderly Conduct	1	0
DUI	65	1
Drunkenness	7	0
Family Offense-nonviolent	1	0
Liquor Law Violation	35	12
Peeping Tom	1	0
Runaways	0	0
Trespass	10	5
All Other Offenses	143	36
Total Group "B"	268	61