

# Agency 2011 Crime Report

## Soda Springs Police Department

Population: 3,092  
County: Caribou

### Offense Overview

- Offense total 98
- % change from 2010 **-9.3**
- # of cleared offenses 72
- Percent cleared 73.5

- Group "A" Crime Rate per 100,000 population 3169.5

- Summary based reporting crime rate per 100,000 population is calculated for other state crime comparisons only. 776.2

### Arrest Overview

- Arrest total 142
- % change from 2010 1.4
- Adult arrest total 120
- Juvenile arrest total 22


- Arrest Rate per 100,000 population 4592.5

Group "A" Offenses	Offenses		Arrests	
	# Reported	# Cleared	Adult	Juvenile
Murder	0	0	0	0
Negligent Manslaughter	0	0	0	0
Forcible Rape	0	0	0	0
Robbery	1	0	0	0
Aggravated Assault	3	3	2	1
Burglary	2	1	1	0
Larceny	18	7	7	0
Motor Vehicle Theft	0	0	0	0
Arson	0	0	0	0
Simple Assault	15	15	10	1
Intimidation	0	0	0	0
Bribery	0	0	0	0
Counterfeiting/Forgery	0	0	1	0
Vandalism	7	1	0	1
Drug/Narcotics	22	19	18	2
Drug Equipment	16	15	5	1
Embezzlement	0	0	0	0
Extortion/Blackmail	0	0	0	0
Fraud	2	1	0	0
Gambling	0	0	0	0
Kidnapping	0	0	0	0
Pornography	0	0	0	0
Prostitution	0	0	0	0
Forcible Sodomy	0	0	0	0
Sexual Assault w/Object	0	0	0	0
Forcible Fondling	8	7	1	1
Incest	0	0	0	0
Statutory Rape	0	0	0	0
Stolen Property	1	1	1	2
Weapon Law Violation	3	2	2	0
<b>Total Group "A"</b>	<b>98</b>	<b>72</b>	<b>48</b>	<b>9</b>

**Total Offenses - 5 year trend**



**Total Arrests - 5 year trend**



Group "B" Arrests	Arrests	
	Adult	Juvenile
Bad Checks	0	0
Curfew/Vagrancy	0	4
Disorderly Conduct	5	0
DUI	16	1
Drunkenness	0	0
Family Offense-nonviolent	1	0
Liquor Law Violation	26	6
Peeping Tom	0	0
Runaways	0	0
Trespass	2	1
All Other Offenses	22	1
<b>Total Group "B"</b>	<b>72</b>	<b>13</b>

# Agency 2011 Crime Report

## Caribou County Sheriff

Population: 3,948  
County: Caribou

### Offense Overview

- Offense total 56
- % change from 2010 -3.4
- # of cleared offenses 22
- Percent cleared 39.3

• Group "A" Crime Rate per 100,000 population 1418.4

• Summary based reporting crime rate per 100,000 population is calculated for other state crime comparisons only. 683.9

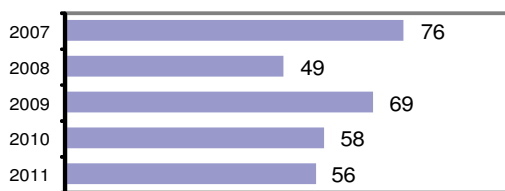
### Arrest Overview

- Arrest total 107
- % change from 2010 109.8
- Adult arrest total 83
- Juvenile arrest total 24

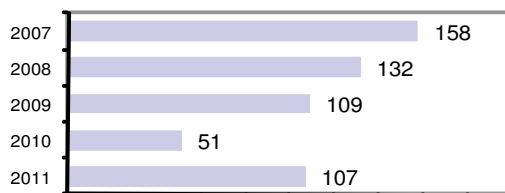
• Arrest Rate per 100,000 population 2710.2

Group "A" Offenses	Offenses		Arrests	
	# Reported	# Cleared	Adult	Juvenile
Murder	0	0	0	0
Negligent Manslaughter	0	0	0	0
Forcible Rape	1	0	0	0
Robbery	0	0	1	0
Aggravated Assault	2	2	1	0
Burglary	7	0	0	0
Larceny	17	5	2	1
Motor Vehicle Theft	0	0	0	0
Arson	0	0	0	0
Simple Assault	5	5	4	0
Intimidation	1	0	0	0
Bribery	0	0	0	0
Counterfeiting/Forgery	0	0	0	0
Vandalism	10	1	1	0
Drug/Narcotics	3	3	3	3
Drug Equipment	4	4	0	0
Embezzlement	0	0	0	0
Extortion/Blackmail	0	0	0	0
Fraud	3	0	0	0
Gambling	0	0	0	0
Kidnapping	0	0	0	0
Pornography	0	0	0	0
Prostitution	0	0	0	0
Forcible Sodomy	0	0	0	0
Sexual Assault w/Object	0	0	0	0
Forcible Fondling	3	2	1	0
Incest	0	0	0	0
Statutory Rape	0	0	0	0
Stolen Property	0	0	0	0
Weapon Law Violation	0	0	0	0
<b>Total Group "A"</b>	<b>56</b>	<b>22</b>	<b>13</b>	<b>4</b>

**Total Offenses - 5 year trend**



**Total Arrests - 5 year trend**



Group "B" Arrests	Arrests	
	Adult	Juvenile
Bad Checks	0	0
Curfew/Vagrancy	0	0
Disorderly Conduct	3	0
DUI	14	2
Drunkenness	0	0
Family Offense-nonviolent	2	0
Liquor Law Violation	3	0
Peeping Tom	0	0
Runaways	0	1
Trespass	0	0
All Other Offenses	48	17
<b>Total Group "B"</b>	<b>70</b>	<b>20</b>

# Agency 2011 Crime Report

## Caribou County Total

Population: 7,040  
County: Caribou

### Offense Overview

- Offense total 154
- % change from 2010 **-7.2**
- # of cleared offenses 94
- Percent cleared 61.0

- Group "A" Crime Rate per 100,000 population 2187.5

- Summary based reporting crime rate per 100,000 population is calculated for other state crime comparisons only. 724.4

### Arrest Overview

- Arrest total 249
- % change from 2010 30.4
- Adult arrest total 203
- Juvenile arrest total 46


- Arrest Rate per 100,000 population 3536.9

Group "A" Offenses	Offenses		Arrests	
	# Reported	# Cleared	Adult	Juvenile
Murder	0	0	0	0
Negligent Manslaughter	0	0	0	0
Forcible Rape	1	0	0	0
Robbery	1	0	1	0
Aggravated Assault	5	5	3	1
Burglary	9	1	1	0
Larceny	35	12	9	1
Motor Vehicle Theft	0	0	0	0
Arson	0	0	0	0
Simple Assault	20	20	14	1
Intimidation	1	0	0	0
Bribery	0	0	0	0
Counterfeiting/Forgery	0	0	1	0
Vandalism	17	2	1	1
Drug/Narcotics	25	22	21	5
Drug Equipment	20	19	5	1
Embezzlement	0	0	0	0
Extortion/Blackmail	0	0	0	0
Fraud	5	1	0	0
Gambling	0	0	0	0
Kidnapping	0	0	0	0
Pornography	0	0	0	0
Prostitution	0	0	0	0
Forcible Sodomy	0	0	0	0
Sexual Assault w/Object	0	0	0	0
Forcible Fondling	11	9	2	1
Incest	0	0	0	0
Statutory Rape	0	0	0	0
Stolen Property	1	1	1	2
Weapon Law Violation	3	2	2	0
<b>Total Group "A"</b>	<b>154</b>	<b>94</b>	<b>61</b>	<b>13</b>

**Total Offenses - 5 year trend**



**Total Arrests - 5 year trend**



Group "B" Arrests	Arrests	
	Adult	Juvenile
Bad Checks	0	0
Curfew/Vagrancy	0	4
Disorderly Conduct	8	0
DUI	30	3
Drunkenness	0	0
Family Offense-nonviolent	3	0
Liquor Law Violation	29	6
Peeping Tom	0	0
Runaways	0	1
Trespass	2	1
All Other Offenses	70	18
<b>Total Group "B"</b>	<b>142</b>	<b>33</b>