

# Agency 2011 Crime Report

## St. Anthony Police Department

Population: 3,581  
County: Fremont

### Offense Overview

- Offense total 98
- % change from 2010 1.0
- # of cleared offenses 46
- Percent cleared 46.9

- Group "A" Crime Rate per 100,000 population 2736.7

- Summary based reporting crime rate per 100,000 population is calculated for other state crime comparisons only. 1200.8

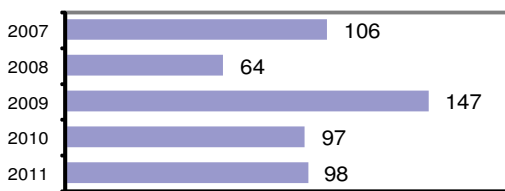
### Arrest Overview

- Arrest total 86
- % change from 2010 -24.6
- Adult arrest total 59
- Juvenile arrest total 27

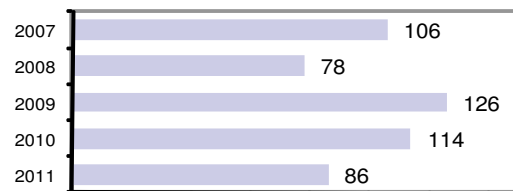
- Arrest Rate per 100,000 population 2401.6

Group "A" Offenses	Offenses		Arrests	
	# Reported	# Cleared	Adult	Juvenile
Murder	0	0	0	0
Negligent Manslaughter	0	0	0	0
Forcible Rape	0	0	0	0
Robbery	0	0	0	0
Aggravated Assault	3	3	2	0
Burglary	10	3	1	3
Larceny	29	7	1	4
Motor Vehicle Theft	1	1	0	0
Arson	0	0	0	0
Simple Assault	13	13	3	2
Intimidation	0	0	0	0
Bribery	0	0	0	0
Counterfeiting/Forgery	1	0	0	0
Vandalism	27	6	1	5
Drug/Narcotics	8	8	4	3
Drug Equipment	4	4	0	1
Embezzlement	0	0	0	0
Extortion/Blackmail	0	0	0	0
Fraud	2	1	0	0
Gambling	0	0	0	0
Kidnapping	0	0	0	0
Pornography	0	0	0	0
Prostitution	0	0	0	0
Forcible Sodomy	0	0	0	0
Sexual Assault w/Object	0	0	0	0
Forcible Fondling	0	0	0	0
Incest	0	0	0	0
Statutory Rape	0	0	0	0
Stolen Property	0	0	0	0
Weapon Law Violation	0	0	0	0
<b>Total Group "A"</b>	<b>98</b>	<b>46</b>	<b>12</b>	<b>18</b>

**Total Offenses - 5 year trend**



**Total Arrests - 5 year trend**



Group "B" Arrests	Arrests	
	Adult	Juvenile
Bad Checks	1	0
Curfew/Vagrancy	0	0
Disorderly Conduct	0	0
DUI	18	2
Drunkenness	2	0
Family Offense-nonviolent	0	0
Liquor Law Violation	7	5
Peeping Tom	0	0
Runaways	0	0
Trespass	2	0
All Other Offenses	17	2
<b>Total Group "B"</b>	<b>47</b>	<b>9</b>

# Agency 2011 Crime Report

## Fremont County Sheriff

Population: 9,807  
County: Fremont

### Offense Overview

- Offense total 212
- % change from 2010 2.9
- # of cleared offenses 140
- Percent cleared 66.0

• Group "A" Crime Rate per 100,000 population 2161.7

• Summary based reporting crime rate per 100,000 population is calculated for other state crime comparisons only. 815.7

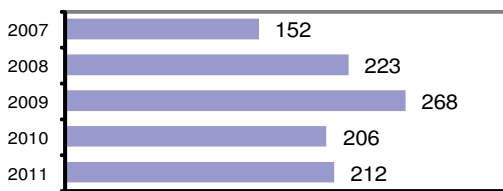
### Arrest Overview

- Arrest total 213
- % change from 2010 9.8
- Adult arrest total 154
- Juvenile arrest total 59


• Arrest Rate per 100,000 population 2171.9

Group "A" Offenses	Offenses		Arrests	
	# Reported	# Cleared	Adult	Juvenile
Murder	0	0	0	0
Negligent Manslaughter	0	0	0	0
Forcible Rape	0	0	0	0
Robbery	0	0	0	0
Aggravated Assault	4	4	0	2
Burglary	9	3	2	0
Larceny	61	17	8	1
Motor Vehicle Theft	4	2	0	0
Arson	2	1	0	2
Simple Assault	44	43	7	21
Intimidation	1	1	0	0
Bribery	0	0	0	0
Counterfeiting/Forgery	0	0	0	0
Vandalism	25	9	3	0
Drug/Narcotics	29	28	21	3
Drug Equipment	26	26	8	1
Embezzlement	0	0	0	0
Extortion/Blackmail	0	0	0	0
Fraud	1	0	0	0
Gambling	0	0	0	0
Kidnapping	0	0	0	0
Pornography	0	0	0	0
Prostitution	0	0	0	0
Forcible Sodomy	0	0	0	0
Sexual Assault w/Object	0	0	0	0
Forcible Fondling	1	1	1	0
Incest	0	0	0	0
Statutory Rape	1	1	1	0
Stolen Property	0	0	0	0
Weapon Law Violation	4	4	1	2
<b>Total Group "A"</b>	<b>212</b>	<b>140</b>	<b>52</b>	<b>32</b>

**Total Offenses - 5 year trend**



**Total Arrests - 5 year trend**



Group "B" Arrests	Arrests	
	Adult	Juvenile
Bad Checks	2	0
Curfew/Vagrancy	0	0
Disorderly Conduct	0	0
DUI	27	1
Drunkenness	0	0
Family Offense-nonviolent	1	0
Liquor Law Violation	15	4
Peeping Tom	0	0
Runaways	0	2
Trespass	2	0
All Other Offenses	55	20
<b>Total Group "B"</b>	<b>102</b>	<b>27</b>

# Agency 2011 Crime Report

## Fremont County Total

Population: 13,388  
County: Fremont

### Offense Overview

- Offense total 310
- % change from 2010 2.3
- # of cleared offenses 186
- Percent cleared 60.0

- Group "A" Crime Rate per 100,000 population 2315.5

- Summary based reporting crime rate per 100,000 population is calculated for other state crime comparisons only. 918.7

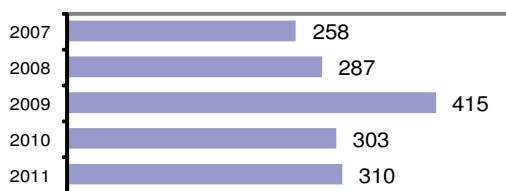
### Arrest Overview

- Arrest total 299
- % change from 2010 -2.9
- Adult arrest total 213
- Juvenile arrest total 86


- Arrest Rate per 100,000 population 2233.3

Group "A" Offenses	Offenses		Arrests	
	# Reported	# Cleared	Adult	Juvenile
Murder	0	0	0	0
Negligent Manslaughter	0	0	0	0
Forcible Rape	0	0	0	0
Robbery	0	0	0	0
Aggravated Assault	7	7	2	2
Burglary	19	6	3	3
Larceny	90	24	9	5
Motor Vehicle Theft	5	3	0	0
Arson	2	1	0	2
Simple Assault	57	56	10	23
Intimidation	1	1	0	0
Bribery	0	0	0	0
Counterfeiting/Forgery	1	0	0	0
Vandalism	52	15	4	5
Drug/Narcotics	37	36	25	6
Drug Equipment	30	30	8	2
Embezzlement	0	0	0	0
Extortion/Blackmail	0	0	0	0
Fraud	3	1	0	0
Gambling	0	0	0	0
Kidnapping	0	0	0	0
Pornography	0	0	0	0
Prostitution	0	0	0	0
Forcible Sodomy	0	0	0	0
Sexual Assault w/Object	0	0	0	0
Forcible Fondling	1	1	1	0
Incest	0	0	0	0
Statutory Rape	1	1	1	0
Stolen Property	0	0	0	0
Weapon Law Violation	4	4	1	2
<b>Total Group "A"</b>	<b>310</b>	<b>186</b>	<b>64</b>	<b>50</b>

**Total Offenses - 5 year trend**



**Total Arrests - 5 year trend**



Group "B" Arrests	Arrests	
	Adult	Juvenile
Bad Checks	3	0
Curfew/Vagrancy	0	0
Disorderly Conduct	0	0
DUI	45	3
Drunkenness	2	0
Family Offense-nonviolent	1	0
Liquor Law Violation	22	9
Peeping Tom	0	0
Runaways	0	2
Trespass	4	0
All Other Offenses	72	22
<b>Total Group "B"</b>	<b>149</b>	<b>36</b>