

Agency 2011 Crime Report

Rigby Police Department

Population: 3,989
County: Jefferson

Offense Overview

- Offense total 244
- % change from 2010 -1.6
- # of cleared offenses 110
- Percent cleared 45.1

• Group "A" Crime Rate per 100,000 population 6116.8

• Summary based reporting crime rate per 100,000 population is calculated for other state crime comparisons only. 2632.2


Arrest Overview

- Arrest total 131
- % change from 2010 -34.2
- Adult arrest total 99
- Juvenile arrest total 32

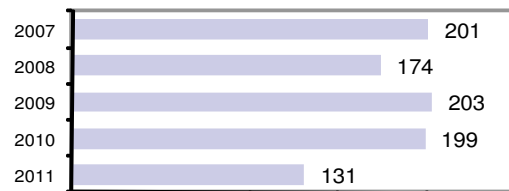
• Arrest Rate per 100,000 population 3284.0

Group "A" Offenses	Offenses		Arrests	
	# Reported	# Cleared	Adult	Juvenile
Murder	0	0	0	0
Negligent Manslaughter	0	0	0	0
Forcible Rape	1	1	0	0
Robbery	0	0	0	0
Aggravated Assault	1	0	0	0
Burglary	16	7	2	0
Larceny	83	28	8	7
Motor Vehicle Theft	4	1	0	1
Arson	0	0	0	0
Simple Assault	34	28	8	4
Intimidation	8	0	0	0
Bribery	0	0	0	0
Counterfeiting/Forgery	4	0	0	0
Vandalism	31	9	1	1
Drug/Narcotics	17	15	16	0
Drug Equipment	14	13	1	2
Embezzlement	1	0	0	0
Extortion/Blackmail	0	0	0	0
Fraud	25	7	2	0
Gambling	0	0	0	0
Kidnapping	0	0	0	0
Pornography	0	0	0	0
Prostitution	0	0	0	0
Forcible Sodomy	0	0	0	0
Sexual Assault w/Object	0	0	0	0
Forcible Fondling	1	1	0	1
Incest	0	0	0	0
Statutory Rape	0	0	0	0
Stolen Property	0	0	0	0
Weapon Law Violation	4	0	0	0
Total Group "A"	244	110	38	16

Total Offenses - 5 year trend



Total Arrests - 5 year trend



Group "B" Arrests	Arrests	
	Adult	Juvenile
Bad Checks	0	0
Curfew/Vagrancy	0	1
Disorderly Conduct	6	7
DUI	24	0
Drunkenness	1	0
Family Offense-nonviolent	0	0
Liquor Law Violation	5	2
Peeping Tom	0	0
Runaways	0	1
Trespass	1	0
All Other Offenses	24	5
Total Group "B"	61	16

Agency 2011 Crime Report

Jefferson County Sheriff

Population: 22,440
County: Jefferson

Offense Overview

- Offense total 248
- % change from 2010 27.2
- # of cleared offenses 150
- Percent cleared 60.5

- Group "A" Crime Rate per 100,000 population 1105.2

- Summary based reporting crime rate per 100,000 population is calculated for other state crime comparisons only. 677.4

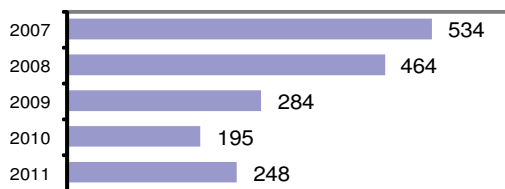
Arrest Overview

- Arrest total 288
- % change from 2010 5.1
- Adult arrest total 206
- Juvenile arrest total 82


- Arrest Rate per 100,000 population 1283.4

Group "A" Offenses	Offenses		Arrests	
	# Reported	# Cleared	Adult	Juvenile
Murder	0	0	0	0
Negligent Manslaughter	0	0	0	0
Forcible Rape	0	0	0	0
Robbery	0	0	0	0
Aggravated Assault	24	24	18	0
Burglary	49	25	19	21
Larceny	69	17	7	4
Motor Vehicle Theft	9	6	2	3
Arson	1	1	0	5
Simple Assault	24	21	15	0
Intimidation	5	2	1	0
Bribery	0	0	0	0
Counterfeiting/Forgery	0	0	0	0
Vandalism	21	12	7	11
Drug/Narcotics	20	18	21	0
Drug Equipment	18	18	7	1
Embezzlement	0	0	0	0
Extortion/Blackmail	0	0	0	0
Fraud	2	1	1	0
Gambling	0	0	0	0
Kidnapping	1	1	1	0
Pornography	0	0	0	0
Prostitution	0	0	0	0
Forcible Sodomy	0	0	0	0
Sexual Assault w/Object	0	0	0	0
Forcible Fondling	2	2	1	0
Incest	0	0	0	0
Statutory Rape	0	0	0	0
Stolen Property	0	0	0	0
Weapon Law Violation	3	2	2	0
Total Group "A"	248	150	102	45

Total Offenses - 5 year trend



Total Arrests - 5 year trend



Group "B" Arrests	Arrests	
	Adult	Juvenile
Bad Checks	2	0
Curfew/Vagrancy	0	1
Disorderly Conduct	8	7
DUI	33	0
Drunkenness	0	0
Family Offense-nonviolent	0	0
Liquor Law Violation	16	11
Peeping Tom	0	0
Runaways	0	0
Trespass	3	2
All Other Offenses	42	16
Total Group "B"	104	37

Agency 2011 Crime Report

Jefferson County Total

Population: 26,429
County: Jefferson

Offense Overview

- Offense total 492
- % change from 2010 11.1
- # of cleared offenses 260
- Percent cleared 52.8

- Group "A" Crime Rate per 100,000 population 1861.6

- Summary based reporting crime rate per 100,000 population is calculated for other state crime comparisons only. 972.4

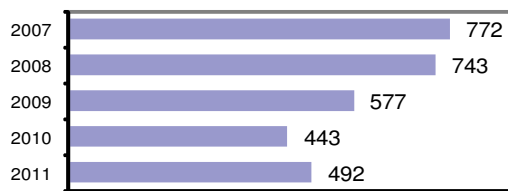
Arrest Overview

- Arrest total 419
- % change from 2010 **-11.4**
- Adult arrest total 305
- Juvenile arrest total 114


- Arrest Rate per 100,000 population 1585.4

Group "A" Offenses	Offenses		Arrests	
	# Reported	# Cleared	Adult	Juvenile
Murder	0	0	0	0
Negligent Manslaughter	0	0	0	0
Forcible Rape	1	1	0	0
Robbery	0	0	0	0
Aggravated Assault	25	24	18	0
Burglary	65	32	21	21
Larceny	152	45	15	11
Motor Vehicle Theft	13	7	2	4
Arson	1	1	0	5
Simple Assault	58	49	23	4
Intimidation	13	2	1	0
Bribery	0	0	0	0
Counterfeiting/Forgery	4	0	0	0
Vandalism	52	21	8	12
Drug/Narcotics	37	33	37	0
Drug Equipment	32	31	8	3
Embezzlement	1	0	0	0
Extortion/Blackmail	0	0	0	0
Fraud	27	8	3	0
Gambling	0	0	0	0
Kidnapping	1	1	1	0
Pornography	0	0	0	0
Prostitution	0	0	0	0
Forcible Sodomy	0	0	0	0
Sexual Assault w/Object	0	0	0	0
Forcible Fondling	3	3	1	1
Incest	0	0	0	0
Statutory Rape	0	0	0	0
Stolen Property	0	0	0	0
Weapon Law Violation	7	2	2	0
Total Group "A"	492	260	140	61

Total Offenses - 5 year trend



Total Arrests - 5 year trend



Group "B" Arrests	Arrests	
	Adult	Juvenile
Bad Checks	2	0
Curfew/Vagrancy	0	2
Disorderly Conduct	14	14
DUI	57	0
Drunkenness	1	0
Family Offense-nonviolent	0	0
Liquor Law Violation	21	13
Peeping Tom	0	0
Runaways	0	1
Trespass	4	2
All Other Offenses	66	21
Total Group "B"	165	53