

Agency 2011 Crime Report

Coeur d'Alene Police Department

Population: 44,625
County: Kootenai

Offense Overview

- Offense total 4,144
- % change from 2010 1.8
- # of cleared offenses 2,026
- Percent cleared 48.9

- Group "A" Crime Rate per 100,000 population 9286.3

- Summary based reporting crime rate per 100,000 population is calculated for other state crime comparisons only. 4372.0

Arrest Overview

- Arrest total 3,040
- % change from 2010 **-10.5**
- Adult arrest total 2,390
- Juvenile arrest total 650

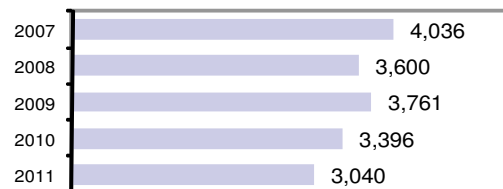
- Arrest Rate per 100,000 population 6812.3

Group "A" Offenses	Offenses		Arrests	
	# Reported	# Cleared	Adult	Juvenile
Murder	0	0	0	0
Negligent Manslaughter	0	0	0	0
Forcible Rape	30	14	3	3
Robbery	23	9	10	1
Aggravated Assault	177	136	69	13
Burglary	339	58	34	15
Larceny	1,300	285	180	94
Motor Vehicle Theft	67	11	8	2
Arson	15	1	3	1
Simple Assault	749	661	293	74
Intimidation	63	38	15	1
Bribery	0	0	0	0
Counterfeiting/Forgery	40	11	4	0
Vandalism	465	102	32	21
Drug/Narcotics	323	301	276	47
Drug Equipment	293	275	74	20
Embezzlement	19	10	8	0
Extortion/Blackmail	0	0	0	0
Fraud	112	24	11	2
Gambling	0	0	0	0
Kidnapping	7	6	0	0
Pornography	4	3	2	1
Prostitution	2	1	0	0
Forcible Sodomy	8	3	0	0
Sexual Assault w/Object	8	6	2	2
Forcible Fondling	36	18	4	4
Incest	0	0	0	0
Statutory Rape	5	2	3	0
Stolen Property	16	14	10	1
Weapon Law Violation	43	37	14	10
Total Group "A"	4,144	2,026	1,055	312

Total Offenses - 5 year trend



Total Arrests - 5 year trend



Group "B" Arrests	Arrests	
	Adult	Juvenile
Bad Checks	1	0
Curfew/Vagrancy	0	21
Disorderly Conduct	163	9
DUI	255	2
Drunkenness	0	0
Family Offense-nonviolent	75	0
Liquor Law Violation	321	66
Peeping Tom	0	0
Runaways	0	112
Trespass	15	4
All Other Offenses	505	124
Total Group "B"	1,335	338

Agency 2011 Crime Report

Post Falls Police Department

Population: 27,879
County: Kootenai

Offense Overview

- Offense total 1,660
- % change from 2010 10.9
- # of cleared offenses 890
- Percent cleared 53.6

- Group "A" Crime Rate per 100,000 population 5954.3

- Summary based reporting crime rate per 100,000 population is calculated for other state crime comparisons only. 2883.9

Arrest Overview

- Arrest total 1,013
- % change from 2010 **-22.1**
- Adult arrest total 811
- Juvenile arrest total 202

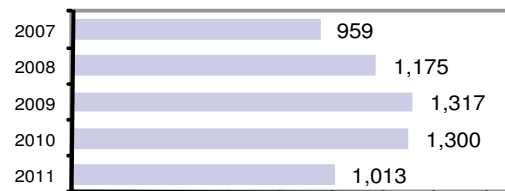
- Arrest Rate per 100,000 population 3633.6

Group "A" Offenses	Offenses		Arrests	
	# Reported	# Cleared	Adult	Juvenile
Murder	0	0	0	0
Negligent Manslaughter	0	0	0	0
Forcible Rape	7	2	3	0
Robbery	3	2	2	0
Aggravated Assault	39	32	11	7
Burglary	128	25	14	4
Larceny	593	234	203	54
Motor Vehicle Theft	24	8	3	0
Arson	10	1	0	1
Simple Assault	232	209	99	27
Intimidation	10	6	2	0
Bribery	0	0	0	0
Counterfeiting/Forgery	8	5	2	0
Vandalism	245	73	16	14
Drug/Narcotics	132	127	123	28
Drug Equipment	118	113	23	8
Embezzlement	0	0	0	1
Extortion/Blackmail	0	0	0	0
Fraud	54	15	5	0
Gambling	0	0	0	0
Kidnapping	6	6	1	0
Pornography	6	4	1	1
Prostitution	0	0	0	0
Forcible Sodomy	1	0	0	0
Sexual Assault w/Object	0	0	0	0
Forcible Fondling	9	3	3	2
Incest	0	0	0	0
Statutory Rape	2	2	0	0
Stolen Property	15	15	13	2
Weapon Law Violation	18	8	4	0
Total Group "A"	1,660	890	528	149

Total Offenses - 5 year trend



Total Arrests - 5 year trend



Group "B" Arrests	Arrests	
	Adult	Juvenile
Bad Checks	0	0
Curfew/Vagrancy	0	0
Disorderly Conduct	5	0
DUI	112	0
Drunkenness	2	0
Family Offense-nonviolent	15	1
Liquor Law Violation	7	2
Peeping Tom	0	0
Runaways	0	18
Trespass	9	1
All Other Offenses	133	31
Total Group "B"	283	53

Agency 2011 Crime Report

Rathdrum Police Department

Population: 6,901
County: Kootenai

Offense Overview

- Offense total 302
- % change from 2010 **-12.2**
- # of cleared offenses 145
- Percent cleared 48.0

- Group "A" Crime Rate per 100,000 population 4376.2

- Summary based reporting crime rate per 100,000 population is calculated for other state crime comparisons only. 2318.5

Arrest Overview

- Arrest total 215
- % change from 2010 **-14.7**
- Adult arrest total 166
- Juvenile arrest total 49


- Arrest Rate per 100,000 population 3115.5

Group "A" Offenses	Offenses		Arrests	
	# Reported	# Cleared	Adult	Juvenile
Murder	0	0	0	0
Negligent Manslaughter	0	0	0	0
Forcible Rape	1	0	0	0
Robbery	0	0	0	0
Aggravated Assault	11	11	10	1
Burglary	51	5	8	2
Larceny	96	28	18	8
Motor Vehicle Theft	1	0	0	0
Arson	0	0	0	0
Simple Assault	34	33	21	3
Intimidation	1	0	0	0
Bribery	0	0	0	0
Counterfeiting/Forgery	3	0	0	0
Vandalism	38	8	3	4
Drug/Narcotics	28	26	26	8
Drug Equipment	29	28	7	1
Embezzlement	0	0	0	0
Extortion/Blackmail	0	0	0	0
Fraud	1	0	0	0
Gambling	0	0	0	0
Kidnapping	0	0	0	0
Pornography	0	0	0	0
Prostitution	0	0	0	0
Forcible Sodomy	0	0	0	0
Sexual Assault w/Object	0	0	0	0
Forcible Fondling	4	4	2	1
Incest	0	0	0	0
Statutory Rape	0	0	0	0
Stolen Property	1	1	2	0
Weapon Law Violation	3	1	1	0
Total Group "A"	302	145	98	28

Total Offenses - 5 year trend



Total Arrests - 5 year trend



Group "B" Arrests	Arrests	
	Adult	Juvenile
Bad Checks	1	0
Curfew/Vagrancy	0	0
Disorderly Conduct	6	0
DUI	27	0
Drunkenness	0	0
Family Offense-nonviolent	3	0
Liquor Law Violation	2	7
Peeping Tom	0	0
Runaways	0	1
Trespass	2	0
All Other Offenses	27	13
Total Group "B"	68	21

Agency 2011 Crime Report

Spirit Lake Police Department

Population: 1,967
County: Kootenai

Offense Overview

- Offense total 69
- % change from 2010 21.1
- # of cleared offenses 37
- Percent cleared 53.6

• Group "A" Crime Rate per 100,000 population 3507.9

• Summary based reporting crime rate per 100,000 population is calculated for other state crime comparisons only. 1271.0

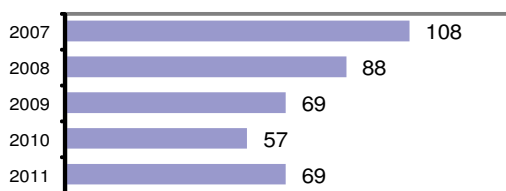
Arrest Overview

- Arrest total 75
- % change from 2010 5.6
- Adult arrest total 50
- Juvenile arrest total 25


• Arrest Rate per 100,000 population 3812.9

Group "A" Offenses	Offenses		Arrests	
	# Reported	# Cleared	Adult	Juvenile
Murder	0	0	0	0
Negligent Manslaughter	0	0	0	0
Forcible Rape	0	0	0	0
Robbery	0	0	0	0
Aggravated Assault	6	5	3	0
Burglary	2	0	0	0
Larceny	14	3	0	1
Motor Vehicle Theft	3	1	1	0
Arson	0	0	0	0
Simple Assault	19	16	9	1
Intimidation	3	1	0	1
Bribery	0	0	0	0
Counterfeiting/Forgery	0	0	0	0
Vandalism	10	2	1	1
Drug/Narcotics	4	3	1	6
Drug Equipment	3	2	0	1
Embezzlement	0	0	0	0
Extortion/Blackmail	0	0	0	0
Fraud	0	0	0	0
Gambling	0	0	0	0
Kidnapping	1	1	0	0
Pornography	0	0	0	0
Prostitution	0	0	0	0
Forcible Sodomy	1	0	0	0
Sexual Assault w/Object	0	0	0	0
Forcible Fondling	0	0	0	0
Incest	0	0	0	0
Statutory Rape	0	0	0	0
Stolen Property	0	0	0	0
Weapon Law Violation	3	3	1	3
Total Group "A"	69	37	16	14

Total Offenses - 5 year trend



Total Arrests - 5 year trend



Group "B" Arrests	Arrests	
	Adult	Juvenile
Bad Checks	0	0
Curfew/Vagrancy	0	4
Disorderly Conduct	0	0
DUI	15	0
Drunkenness	0	0
Family Offense-nonviolent	0	0
Liquor Law Violation	3	0
Peeping Tom	0	0
Runaways	0	2
Trespass	2	0
All Other Offenses	14	5
Total Group "B"	34	11

Agency 2011 Crime Report

Kootenai County Sheriff

Population: 58,653
County: Kootenai

Offense Overview

- Offense total 3,201
- % change from 2010 8.4
- # of cleared offenses 1,301
- Percent cleared 40.6

- Group "A" Crime Rate per 100,000 population 5457.5

- Summary based reporting crime rate per 100,000 population is calculated for other state crime comparisons only. 2569.3

Arrest Overview

- Arrest total 2,767
- % change from 2010 4.9
- Adult arrest total 2,473
- Juvenile arrest total 294


- Arrest Rate per 100,000 population 4717.6

Group "A" Offenses	Offenses		Arrests	
	# Reported	# Cleared	Adult	Juvenile
Murder	1	1	1	0
Negligent Manslaughter	0	0	0	0
Forcible Rape	26	11	7	1
Robbery	7	3	2	0
Aggravated Assault	87	64	30	5
Burglary	473	51	25	3
Larceny	843	205	154	35
Motor Vehicle Theft	57	11	4	0
Arson	13	1	0	0
Simple Assault	399	288	125	19
Intimidation	43	22	4	0
Bribery	0	0	0	0
Counterfeiting/Forgery	14	6	3	0
Vandalism	380	63	12	2
Drug/Narcotics	380	274	271	19
Drug Equipment	332	242	19	1
Embezzlement	1	1	0	0
Extortion/Blackmail	0	0	0	0
Fraud	61	12	3	0
Gambling	0	0	0	0
Kidnapping	4	2	0	0
Pornography	1	1	0	0
Prostitution	1	0	0	0
Forcible Sodomy	6	3	0	1
Sexual Assault w/Object	6	2	0	0
Forcible Fondling	12	6	2	1
Incest	1	0	0	0
Statutory Rape	2	2	2	0
Stolen Property	24	16	10	1
Weapon Law Violation	27	14	4	0
Total Group "A"	3,201	1,301	678	88

Total Offenses - 5 year trend



Total Arrests - 5 year trend



Group "B" Arrests	Arrests	
	Adult	Juvenile
Bad Checks	0	0
Curfew/Vagrancy	0	6
Disorderly Conduct	24	9
DUI	368	4
Drunkenness	1	0
Family Offense-nonviolent	48	0
Liquor Law Violation	58	33
Peeping Tom	0	0
Runaways	0	51
Trespass	15	0
All Other Offenses	1,281	103
Total Group "B"	1,795	206

Agency 2011 Crime Report

Kootenai County Total

Population: 140,025
County: Kootenai

Offense Overview

- Offense total 9,376
- % change from 2010 5.1
- # of cleared offenses 4,399
- Percent cleared 46.9

- Group "A" Crime Rate per 100,000 population 6695.9

- Summary based reporting crime rate per 100,000 population is calculated for other state crime comparisons only. 3175.9

Arrest Overview

- Arrest total 7,110
- % change from 2010 **-7.1**
- Adult arrest total 5,890
- Juvenile arrest total 1,220


- Arrest Rate per 100,000 population 5077.7

Group "A" Offenses	Offenses		Arrests	
	# Reported	# Cleared	Adult	Juvenile
Murder	1	1	1	0
Negligent Manslaughter	0	0	0	0
Forcible Rape	64	27	13	4
Robbery	33	14	14	1
Aggravated Assault	320	248	123	26
Burglary	993	139	81	24
Larceny	2,846	755	555	192
Motor Vehicle Theft	152	31	16	2
Arson	38	3	3	2
Simple Assault	1,433	1,207	547	124
Intimidation	120	67	21	2
Bribery	0	0	0	0
Counterfeiting/Forgery	65	22	9	0
Vandalism	1,138	248	64	42
Drug/Narcotics	867	731	697	108
Drug Equipment	775	660	123	31
Embezzlement	20	11	8	1
Extortion/Blackmail	0	0	0	0
Fraud	228	51	19	2
Gambling	0	0	0	0
Kidnapping	18	15	1	0
Pornography	11	8	3	2
Prostitution	3	1	0	0
Forcible Sodomy	16	6	0	1
Sexual Assault w/Object	14	8	2	2
Forcible Fondling	61	31	11	8
Incest	1	0	0	0
Statutory Rape	9	6	5	0
Stolen Property	56	46	35	4
Weapon Law Violation	94	63	24	13
Total Group "A"	9,376	4,399	2,375	591

Total Offenses - 5 year trend



Total Arrests - 5 year trend



Group "B" Arrests	Arrests	
	Adult	Juvenile
Bad Checks	2	0
Curfew/Vagrancy	0	31
Disorderly Conduct	198	18
DUI	777	6
Drunkenness	3	0
Family Offense-nonviolent	141	1
Liquor Law Violation	391	108
Peeping Tom	0	0
Runaways	0	184
Trespass	43	5
All Other Offenses	1,960	276
Total Group "B"	3,515	629