

Agency 2011 Crime Report

Salmon Police Department

Population: 3,146
County: Lemhi

Offense Overview

- Offense total 167
- % change from 2010 36.9
- # of cleared offenses 52
- Percent cleared 31.1

- Group "A" Crime Rate per 100,000 population 5308.3

- Summary based reporting crime rate per 100,000 population is calculated for other state crime comparisons only. 1875.4

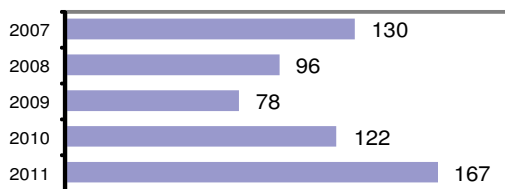
Arrest Overview

- Arrest total 97
- % change from 2010 34.7
- Adult arrest total 88
- Juvenile arrest total 9

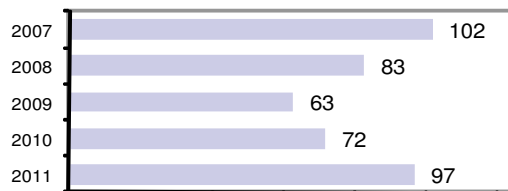
- Arrest Rate per 100,000 population 3083.3

Group "A" Offenses	Offenses		Arrests	
	# Reported	# Cleared	Adult	Juvenile
Murder	0	0	0	0
Negligent Manslaughter	0	0	0	0
Forcible Rape	1	1	1	0
Robbery	1	1	0	0
Aggravated Assault	10	8	7	0
Burglary	10	2	3	0
Larceny	36	4	3	1
Motor Vehicle Theft	1	0	0	0
Arson	0	0	0	0
Simple Assault	16	6	6	0
Intimidation	12	1	1	0
Bribery	0	0	0	0
Counterfeiting/Forgery	2	0	0	0
Vandalism	40	3	1	0
Drug/Narcotics	15	14	17	1
Drug Equipment	8	7	1	1
Embezzlement	1	1	1	0
Extortion/Blackmail	0	0	0	0
Fraud	7	0	0	0
Gambling	0	0	0	0
Kidnapping	0	0	0	0
Pornography	0	0	0	0
Prostitution	0	0	0	0
Forcible Sodomy	1	0	0	0
Sexual Assault w/Object	0	0	0	0
Forcible Fondling	2	1	0	0
Incest	0	0	0	0
Statutory Rape	1	0	0	0
Stolen Property	0	0	0	0
Weapon Law Violation	3	3	2	0
Total Group "A"	167	52	43	3

Total Offenses - 5 year trend



Total Arrests - 5 year trend



Group "B" Arrests	Arrests	
	Adult	Juvenile
Bad Checks	0	0
Curfew/Vagrancy	0	0
Disorderly Conduct	6	0
DUI	21	1
Drunkenness	0	0
Family Offense-nonviolent	0	0
Liquor Law Violation	0	2
Peeping Tom	0	0
Runaways	0	1
Trespass	1	0
All Other Offenses	17	2
Total Group "B"	45	6

Agency 2011 Crime Report

Lemhi County Sheriff

Population: 4,878
County: Lemhi

Offense Overview

- Offense total 110
- % change from 2010 35.8
- # of cleared offenses 28
- Percent cleared 25.5

- Group "A" Crime Rate per 100,000 population 2255.0

- Summary based reporting crime rate per 100,000 population is calculated for other state crime comparisons only. 861.0

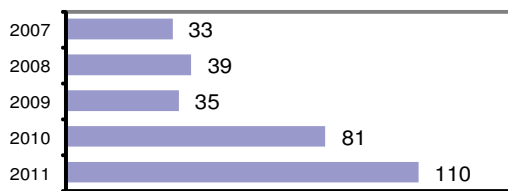
Arrest Overview

- Arrest total 57
- % change from 2010 35.7
- Adult arrest total 52
- Juvenile arrest total 5

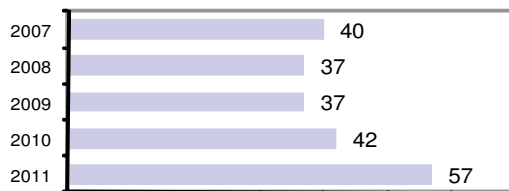
- Arrest Rate per 100,000 population 1168.5

Group "A" Offenses	Offenses		Arrests	
	# Reported	# Cleared	Adult	Juvenile
Murder	0	0	0	0
Negligent Manslaughter	0	0	0	0
Forcible Rape	0	0	0	0
Robbery	0	0	0	0
Aggravated Assault	5	2	2	0
Burglary	11	1	1	0
Larceny	23	1	0	0
Motor Vehicle Theft	3	1	1	0
Arson	0	0	0	0
Simple Assault	10	5	2	1
Intimidation	6	0	0	0
Bribery	0	0	0	0
Counterfeiting/Forgery	0	0	0	0
Vandalism	17	0	0	0
Drug/Narcotics	15	11	9	3
Drug Equipment	7	5	1	0
Embezzlement	0	0	0	0
Extortion/Blackmail	0	0	0	0
Fraud	11	1	0	0
Gambling	0	0	0	0
Kidnapping	0	0	0	0
Pornography	0	0	0	0
Prostitution	0	0	0	0
Forcible Sodomy	0	0	0	0
Sexual Assault w/Object	0	0	0	0
Forcible Fondling	1	0	0	0
Incest	1	1	1	0
Statutory Rape	0	0	0	0
Stolen Property	0	0	0	0
Weapon Law Violation	0	0	0	0
Total Group "A"	110	28	17	4

Total Offenses - 5 year trend



Total Arrests - 5 year trend



Group "B" Arrests	Arrests	
	Adult	Juvenile
Bad Checks	0	0
Curfew/Vagrancy	0	0
Disorderly Conduct	1	0
DUI	16	0
Drunkenness	0	0
Family Offense-nonviolent	1	0
Liquor Law Violation	1	0
Peeping Tom	0	0
Runaways	0	0
Trespass	1	0
All Other Offenses	15	1
Total Group "B"	35	1

Agency 2011 Crime Report

Lemhi County Total

Population: 8,024
County: Lemhi

Offense Overview

- Offense total 277
- % change from 2010 36.5
- # of cleared offenses 80
- Percent cleared 28.9

- Group "A" Crime Rate per 100,000 population 3452.1

- Summary based reporting crime rate per 100,000 population is calculated for other state crime comparisons only. 1258.7

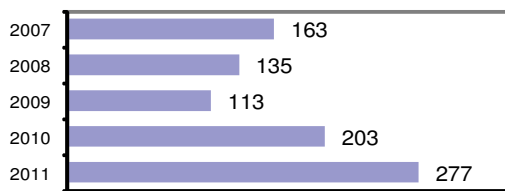
Arrest Overview

- Arrest total 154
- % change from 2010 35.1
- Adult arrest total 140
- Juvenile arrest total 14


- Arrest Rate per 100,000 population 1919.2

Group "A" Offenses	Offenses		Arrests	
	# Reported	# Cleared	Adult	Juvenile
Murder	0	0	0	0
Negligent Manslaughter	0	0	0	0
Forcible Rape	1	1	1	0
Robbery	1	1	0	0
Aggravated Assault	15	10	9	0
Burglary	21	3	4	0
Larceny	59	5	3	1
Motor Vehicle Theft	4	1	1	0
Arson	0	0	0	0
Simple Assault	26	11	8	1
Intimidation	18	1	1	0
Bribery	0	0	0	0
Counterfeiting/Forgery	2	0	0	0
Vandalism	57	3	1	0
Drug/Narcotics	30	25	26	4
Drug Equipment	15	12	2	1
Embezzlement	1	1	1	0
Extortion/Blackmail	0	0	0	0
Fraud	18	1	0	0
Gambling	0	0	0	0
Kidnapping	0	0	0	0
Pornography	0	0	0	0
Prostitution	0	0	0	0
Forcible Sodomy	1	0	0	0
Sexual Assault w/Object	0	0	0	0
Forcible Fondling	3	1	0	0
Incest	1	1	1	0
Statutory Rape	1	0	0	0
Stolen Property	0	0	0	0
Weapon Law Violation	3	3	2	0
Total Group "A"	277	80	60	7

Total Offenses -5 year trend



Total Arrests - 5 year trend



Group "B" Arrests	Arrests	
	Adult	Juvenile
Bad Checks	0	0
Curfew/Vagrancy	0	0
Disorderly Conduct	7	0
DUI	37	1
Drunkenness	0	0
Family Offense-nonviolent	1	0
Liquor Law Violation	1	2
Peeping Tom	0	0
Runaways	0	1
Trespass	2	0
All Other Offenses	32	3
Total Group "B"	80	7