

# Agency 2011 Crime Report

## Kamiah Marshal

Population: 1,305  
County: Lewis

### Offense Overview

- Offense total 46
- % change from 2010 21.1
- # of cleared offenses 27
- Percent cleared 58.7

• Group "A" Crime Rate per 100,000 population 3524.9

• Summary based reporting crime rate per 100,000 population is calculated for other state crime comparisons only. 1915.7

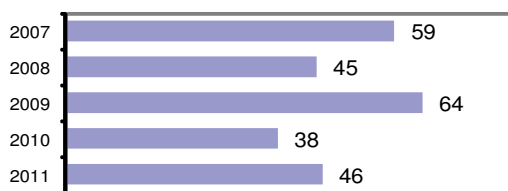
### Arrest Overview

- Arrest total 50
- % change from 2010 11.1
- Adult arrest total 38
- Juvenile arrest total 12

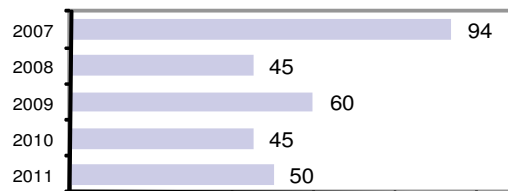
• Arrest Rate per 100,000 population 3831.4

Group "A" Offenses	Offenses		Arrests	
	# Reported	# Cleared	Adult	Juvenile
Murder	0	0	0	0
Negligent Manslaughter	0	0	0	0
Forcible Rape	1	0	0	0
Robbery	0	0	0	0
Aggravated Assault	1	1	1	0
Burglary	4	1	0	1
Larceny	19	9	6	2
Motor Vehicle Theft	0	0	0	0
Arson	0	0	0	0
Simple Assault	6	6	3	0
Intimidation	0	0	0	0
Bribery	0	0	0	0
Counterfeiting/Forgery	3	0	0	0
Vandalism	4	3	2	1
Drug/Narcotics	3	3	3	0
Drug Equipment	1	1	1	0
Embezzlement	1	1	1	0
Extortion/Blackmail	0	0	0	0
Fraud	1	0	0	0
Gambling	0	0	0	0
Kidnapping	0	0	0	0
Pornography	0	0	0	0
Prostitution	0	0	0	0
Forcible Sodomy	0	0	0	0
Sexual Assault w/Object	0	0	0	0
Forcible Fondling	1	1	1	0
Incest	0	0	0	0
Statutory Rape	1	1	2	0
Stolen Property	0	0	0	0
Weapon Law Violation	0	0	0	0
<b>Total Group "A"</b>	<b>46</b>	<b>27</b>	<b>20</b>	<b>4</b>

**Total Offenses - 5 year trend**



**Total Arrests - 5 year trend**



Group "B" Arrests	Arrests	
	Adult	Juvenile
Bad Checks	2	1
Curfew/Vagrancy	0	0
Disorderly Conduct	0	0
DUI	10	0
Drunkenness	0	0
Family Offense-nonviolent	0	0
Liquor Law Violation	2	7
Peeping Tom	0	0
Runaways	0	0
Trespass	4	0
All Other Offenses	0	0
<b>Total Group "B"</b>	<b>18</b>	<b>8</b>

# Agency 2011 Crime Report

## Lewis County Sheriff

Population: 2,558  
County: Lewis

### Offense Overview

- Offense total 75
- % change from 2010 **-24.2**
- # of cleared offenses 36
- Percent cleared 48.0

- Group "A" Crime Rate per 100,000 population 2932.0

- Summary based reporting crime rate per 100,000 population is calculated for other state crime comparisons only. 1211.9

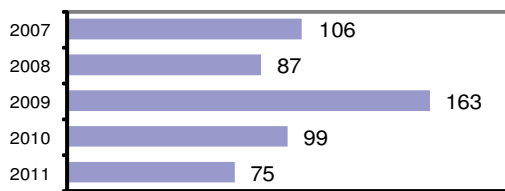
### Arrest Overview

- Arrest total 65
- % change from 2010 3.2
- Adult arrest total 58
- Juvenile arrest total 7


- Arrest Rate per 100,000 population 2541.0

Group "A" Offenses	Offenses		Arrests	
	# Reported	# Cleared	Adult	Juvenile
Murder	0	0	0	0
Negligent Manslaughter	0	0	0	0
Forcible Rape	0	0	0	0
Robbery	0	0	0	0
Aggravated Assault	5	4	3	0
Burglary	7	0	1	0
Larceny	17	2	2	0
Motor Vehicle Theft	2	1	0	0
Arson	0	0	0	0
Simple Assault	17	14	8	0
Intimidation	1	0	0	0
Bribery	0	0	0	0
Counterfeiting/Forgery	0	0	0	0
Vandalism	5	0	0	0
Drug/Narcotics	9	7	5	1
Drug Equipment	9	6	1	0
Embezzlement	0	0	0	0
Extortion/Blackmail	0	0	0	0
Fraud	0	0	0	0
Gambling	0	0	0	0
Kidnapping	0	0	0	0
Pornography	0	0	0	0
Prostitution	0	0	0	0
Forcible Sodomy	0	0	0	0
Sexual Assault w/Object	0	0	0	0
Forcible Fondling	3	2	1	0
Incest	0	0	0	0
Statutory Rape	0	0	0	0
Stolen Property	0	0	0	0
Weapon Law Violation	0	0	0	0
<b>Total Group "A"</b>	<b>75</b>	<b>36</b>	<b>21</b>	<b>1</b>

**Total Offenses - 5 year trend**



**Total Arrests - 5 year trend**



Group "B" Arrests	Arrests	
	Adult	Juvenile
Bad Checks	0	0
Curfew/Vagrancy	0	0
Disorderly Conduct	0	0
DUI	5	1
Drunkenness	0	0
Family Offense-nonviolent	0	0
Liquor Law Violation	10	2
Peeping Tom	0	0
Runaways	0	0
Trespass	1	0
All Other Offenses	21	3
<b>Total Group "B"</b>	<b>37</b>	<b>6</b>

# Agency 2011 Crime Report

## Lewis County Total

Population: 3,863  
County: Lewis

### Offense Overview

- Offense total 121
- % change from 2010 **-11.7**
- # of cleared offenses 63
- Percent cleared 52.1

- Group "A" Crime Rate per 100,000 population 3132.3

- Summary based reporting crime rate per 100,000 population is calculated for other state crime comparisons only. 1449.7

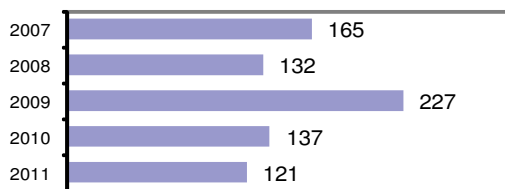
### Arrest Overview

- Arrest total 115
- % change from 2010 **-12.9**
- Adult arrest total 96
- Juvenile arrest total 19


- Arrest Rate per 100,000 population 2977.0

Group "A" Offenses	Offenses		Arrests	
	# Reported	# Cleared	Adult	Juvenile
Murder	0	0	0	0
Negligent Manslaughter	0	0	0	0
Forcible Rape	1	0	0	0
Robbery	0	0	0	0
Aggravated Assault	6	5	4	0
Burglary	11	1	1	1
Larceny	36	11	8	2
Motor Vehicle Theft	2	1	0	0
Arson	0	0	0	0
Simple Assault	23	20	11	0
Intimidation	1	0	0	0
Bribery	0	0	0	0
Counterfeiting/Forgery	3	0	0	0
Vandalism	9	3	2	1
Drug/Narcotics	12	10	8	1
Drug Equipment	10	7	2	0
Embezzlement	1	1	1	0
Extortion/Blackmail	0	0	0	0
Fraud	1	0	0	0
Gambling	0	0	0	0
Kidnapping	0	0	0	0
Pornography	0	0	0	0
Prostitution	0	0	0	0
Forcible Sodomy	0	0	0	0
Sexual Assault w/Object	0	0	0	0
Forcible Fondling	4	3	2	0
Incest	0	0	0	0
Statutory Rape	1	1	2	0
Stolen Property	0	0	0	0
Weapon Law Violation	0	0	0	0
<b>Total Group "A"</b>	<b>121</b>	<b>63</b>	<b>41</b>	<b>5</b>

**Total Offenses - 5 year trend**



**Total Arrests - 5 year trend**



Group "B" Arrests	Arrests	
	Adult	Juvenile
Bad Checks	2	1
Curfew/Vagrancy	0	0
Disorderly Conduct	0	0
DUI	15	1
Drunkenness	0	0
Family Offense-nonviolent	0	0
Liquor Law Violation	12	9
Peeping Tom	0	0
Runaways	0	0
Trespass	5	0
All Other Offenses	21	3
<b>Total Group "B"</b>	<b>55</b>	<b>14</b>