

Agency 2011 Crime Report

Rexburg Police Department

Population: 25,766
County: Madison

Offense Overview

- Offense total 545
- % change from 2010 -9.0
- # of cleared offenses 268
- Percent cleared 49.2

• Group "A" Crime Rate per 100,000 population 2115.2

• Summary based reporting crime rate per 100,000 population is calculated for other state crime comparisons only. 857.7

Arrest Overview

- Arrest total 450
- % change from 2010 -0.7
- Adult arrest total 333
- Juvenile arrest total 117

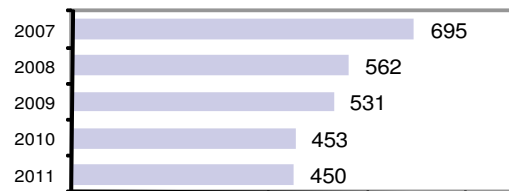
• Arrest Rate per 100,000 population 1746.5

Group "A" Offenses	Offenses		Arrests	
	# Reported	# Cleared	Adult	Juvenile
Murder	0	0	0	0
Negligent Manslaughter	0	0	0	0
Forcible Rape	2	1	1	0
Robbery	0	0	0	0
Aggravated Assault	10	10	3	3
Burglary	16	8	10	6
Larceny	186	59	32	28
Motor Vehicle Theft	7	1	1	0
Arson	0	0	0	0
Simple Assault	27	20	8	7
Intimidation	3	0	0	0
Bribery	0	0	0	0
Counterfeiting/Forgery	6	2	0	0
Vandalism	94	18	6	4
Drug/Narcotics	72	70	78	26
Drug Equipment	72	69	16	4
Embezzlement	1	0	2	0
Extortion/Blackmail	0	0	0	0
Fraud	38	2	1	0
Gambling	0	0	0	0
Kidnapping	1	1	1	0
Pornography	1	1	1	0
Prostitution	0	0	0	0
Forcible Sodomy	0	0	0	0
Sexual Assault w/Object	0	0	0	0
Forcible Fondling	2	0	0	0
Incest	0	0	0	0
Statutory Rape	0	0	0	0
Stolen Property	5	4	2	2
Weapon Law Violation	2	2	1	0
Total Group "A"	545	268	163	80

Total Offenses - 5 year trend



Total Arrests - 5 year trend



Group "B" Arrests	Arrests	
	Adult	Juvenile
Bad Checks	0	0
Curfew/Vagrancy	0	2
Disorderly Conduct	0	0
DUI	17	0
Drunkenness	0	0
Family Offense-nonviolent	0	0
Liquor Law Violation	39	18
Peeping Tom	0	0
Runaways	0	0
Trespass	6	0
All Other Offenses	108	17
Total Group "B"	170	37

Agency 2011 Crime Report

Madison County Sheriff

Population: 12,185
County: Madison

Offense Overview

- Offense total 255
- % change from 2010 2.4
- # of cleared offenses 156
- Percent cleared 61.2

• Group "A" Crime Rate per 100,000 population 2092.7

• Summary based reporting crime rate per 100,000 population is calculated for other state crime comparisons only. 902.7


Arrest Overview

- Arrest total 207
- % change from 2010 1.0
- Adult arrest total 174
- Juvenile arrest total 33


• Arrest Rate per 100,000 population 1698.8

Group "A" Offenses	Offenses		Arrests	
	# Reported	# Cleared	Adult	Juvenile
Murder	0	0	0	0
Negligent Manslaughter	0	0	0	0
Forcible Rape	5	3	1	0
Robbery	0	0	0	0
Aggravated Assault	9	9	5	1
Burglary	28	21	22	5
Larceny	65	33	11	6
Motor Vehicle Theft	3	2	2	0
Arson	0	0	0	0
Simple Assault	34	24	8	0
Intimidation	2	2	1	0
Bribery	0	0	0	0
Counterfeiting/Forgery	2	1	0	0
Vandalism	24	6	1	0
Drug/Narcotics	40	26	28	4
Drug Equipment	19	18	5	0
Embezzlement	0	0	0	0
Extortion/Blackmail	0	0	0	0
Fraud	10	3	0	0
Gambling	0	0	0	0
Kidnapping	0	0	0	0
Pornography	1	1	0	0
Prostitution	0	0	0	0
Forcible Sodomy	0	0	0	0
Sexual Assault w/Object	1	1	0	0
Forcible Fondling	4	3	2	2
Incest	0	0	0	0
Statutory Rape	2	1	1	0
Stolen Property	1	1	0	0
Weapon Law Violation	5	1	0	0
Total Group "A"	255	156	87	18

Total Offenses - 5 year trend



Total Arrests - 5 year trend



Group "B" Arrests	Arrests	
	Adult	Juvenile
Bad Checks	0	0
Curfew/Vagrancy	0	0
Disorderly Conduct	0	0
DUI	24	0
Drunkenness	3	1
Family Offense-nonviolent	1	0
Liquor Law Violation	13	1
Peeping Tom	0	0
Runaways	0	0
Trespass	3	0
All Other Offenses	43	13
Total Group "B"	87	15

Agency 2011 Crime Report

Madison County Total

Population: 37,951
County: Madison

Offense Overview

- Offense total 800
- % change from 2010 **-5.7**
- # of cleared offenses 424
- Percent cleared 53.0

- Group "A" Crime Rate per 100,000 population 2108.0

- Summary based reporting crime rate per 100,000 population is calculated for other state crime comparisons only. 872.2

Arrest Overview

- Arrest total 657
- % change from 2010 **-0.2**
- Adult arrest total 507
- Juvenile arrest total 150


- Arrest Rate per 100,000 population 1731.2

Group "A" Offenses	Offenses		Arrests	
	# Reported	# Cleared	Adult	Juvenile
Murder	0	0	0	0
Negligent Manslaughter	0	0	0	0
Forcible Rape	7	4	2	0
Robbery	0	0	0	0
Aggravated Assault	19	19	8	4
Burglary	44	29	32	11
Larceny	251	92	43	34
Motor Vehicle Theft	10	3	3	0
Arson	0	0	0	0
Simple Assault	61	44	16	7
Intimidation	5	2	1	0
Bribery	0	0	0	0
Counterfeiting/Forgery	8	3	0	0
Vandalism	118	24	7	4
Drug/Narcotics	112	96	106	30
Drug Equipment	91	87	21	4
Embezzlement	1	0	2	0
Extortion/Blackmail	0	0	0	0
Fraud	48	5	1	0
Gambling	0	0	0	0
Kidnapping	1	1	1	0
Pornography	2	2	1	0
Prostitution	0	0	0	0
Forcible Sodomy	0	0	0	0
Sexual Assault w/Object	1	1	0	0
Forcible Fondling	6	3	2	2
Incest	0	0	0	0
Statutory Rape	2	1	1	0
Stolen Property	6	5	2	2
Weapon Law Violation	7	3	1	0
Total Group "A"	800	424	250	98

Total Offenses - 5 year trend



Total Arrests - 5 year trend



Group "B" Arrests	Arrests	
	Adult	Juvenile
Bad Checks	0	0
Curfew/Vagrancy	0	2
Disorderly Conduct	0	0
DUI	41	0
Drunkenness	3	1
Family Offense-nonviolent	1	0
Liquor Law Violation	52	19
Peeping Tom	0	0
Runaways	0	0
Trespass	9	0
All Other Offenses	151	30
Total Group "B"	257	52