

Agency 2011 Crime Report

Lewiston Police Department

Population: 32,247
County: Nez Perce

Offense Overview

- Offense total 2,539
- % change from 2010 **-2.0**
- # of cleared offenses 933
- Percent cleared 36.7

• Group "A" Crime Rate per 100,000 population 7873.6

• Summary based reporting crime rate per 100,000 population is calculated for other state crime comparisons only. 4288.8

Arrest Overview

- Arrest total 1,670
- % change from 2010 **-7.0**
- Adult arrest total 1,359
- Juvenile arrest total 311


• Arrest Rate per 100,000 population 5178.8

Group "A" Offenses	Offenses		Arrests	
	# Reported	# Cleared	Adult	Juvenile
Murder	2	2	1	0
Negligent Manslaughter	0	0	0	0
Forcible Rape	16	4	3	0
Robbery	8	1	0	1
Aggravated Assault	29	23	16	5
Burglary	277	33	33	19
Larceny	1,003	203	162	54
Motor Vehicle Theft	42	6	1	1
Arson	6	2	1	1
Simple Assault	399	310	183	52
Intimidation	10	7	5	1
Bribery	0	0	0	0
Counterfeiting/Forgery	21	1	1	0
Vandalism	336	76	25	21
Drug/Narcotics	116	105	74	22
Drug Equipment	125	116	43	12
Embezzlement	9	3	0	0
Extortion/Blackmail	0	0	0	0
Fraud	67	5	1	3
Gambling	0	0	0	0
Kidnapping	1	1	0	0
Pornography	1	0	0	0
Prostitution	0	0	0	0
Forcible Sodomy	2	2	0	0
Sexual Assault w/Object	0	0	0	0
Forcible Fondling	28	9	1	0
Incest	0	0	0	0
Statutory Rape	8	3	0	0
Stolen Property	12	7	3	0
Weapon Law Violation	21	14	11	2
Total Group "A"	2,539	933	564	194

Total Offenses - 5 year trend



Total Arrests - 5 year trend



Group "B" Arrests	Arrests	
	Adult	Juvenile
Bad Checks	0	0
Curfew/Vagrancy	0	4
Disorderly Conduct	47	1
DUI	174	8
Drunkenness	0	0
Family Offense-nonviolent	24	0
Liquor Law Violation	102	44
Peeping Tom	0	0
Runaways	0	0
Trespass	24	6
All Other Offenses	424	54
Total Group "B"	795	117

Agency 2011 Crime Report

Nez Perce County Sheriff

Population: 7,452
County: Nez Perce

Offense Overview

- Offense total 315
- % change from 2010 10.9
- # of cleared offenses 172
- Percent cleared 54.6

- Group "A" Crime Rate per 100,000 population 4227.1

- Summary based reporting crime rate per 100,000 population is calculated for other state crime comparisons only. 1704.2

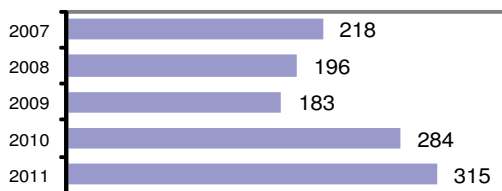
Arrest Overview

- Arrest total 504
- % change from 2010 9.1
- Adult arrest total 441
- Juvenile arrest total 63


- Arrest Rate per 100,000 population 6763.3

Group "A" Offenses	Offenses		Arrests	
	# Reported	# Cleared	Adult	Juvenile
Murder	0	0	0	0
Negligent Manslaughter	0	0	0	0
Forcible Rape	0	0	0	0
Robbery	1	0	0	0
Aggravated Assault	2	1	3	0
Burglary	29	6	4	5
Larceny	87	15	17	5
Motor Vehicle Theft	8	1	0	0
Arson	0	0	0	0
Simple Assault	68	54	42	1
Intimidation	0	0	0	0
Bribery	0	0	0	0
Counterfeiting/Forgery	0	0	0	0
Vandalism	23	7	6	1
Drug/Narcotics	50	49	47	11
Drug Equipment	33	31	10	5
Embezzlement	0	0	0	0
Extortion/Blackmail	0	0	0	0
Fraud	3	2	2	0
Gambling	0	0	0	0
Kidnapping	0	0	0	0
Pornography	0	0	0	0
Prostitution	0	0	0	0
Forcible Sodomy	0	0	0	0
Sexual Assault w/Object	0	0	0	0
Forcible Fondling	2	0	0	0
Incest	0	0	0	0
Statutory Rape	2	0	0	0
Stolen Property	3	2	2	1
Weapon Law Violation	4	4	4	0
Total Group "A"	315	172	137	29

Total Offenses - 5 year trend



Total Arrests - 5 year trend



Group "B" Arrests	Arrests	
	Adult	Juvenile
Bad Checks	0	0
Curfew/Vagrancy	0	0
Disorderly Conduct	5	1
DUI	74	0
Drunkenness	1	0
Family Offense-nonviolent	7	0
Liquor Law Violation	60	29
Peeping Tom	0	0
Runaways	0	0
Trespass	14	1
All Other Offenses	143	3
Total Group "B"	304	34

Agency 2011 Crime Report

Nez Perce County Total

Population: 39,699
County: Nez Perce

Offense Overview

- Offense total 2,854
- % change from 2010 **-0.7**
- # of cleared offenses 1,105
- Percent cleared 38.7

- Group "A" Crime Rate per 100,000 population 7189.1

- Summary based reporting crime rate per 100,000 population is calculated for other state crime comparisons only. 3803.6

Arrest Overview

- Arrest total 2,174
- % change from 2010 **-3.7**
- Adult arrest total 1,800
- Juvenile arrest total 374


- Arrest Rate per 100,000 population 5476.2

Group "A" Offenses	Offenses		Arrests	
	# Reported	# Cleared	Adult	Juvenile
Murder	2	2	1	0
Negligent Manslaughter	0	0	0	0
Forcible Rape	16	4	3	0
Robbery	9	1	0	1
Aggravated Assault	31	24	19	5
Burglary	306	39	37	24
Larceny	1,090	218	179	59
Motor Vehicle Theft	50	7	1	1
Arson	6	2	1	1
Simple Assault	467	364	225	53
Intimidation	10	7	5	1
Bribery	0	0	0	0
Counterfeiting/Forgery	21	1	1	0
Vandalism	359	83	31	22
Drug/Narcotics	166	154	121	33
Drug Equipment	158	147	53	17
Embezzlement	9	3	0	0
Extortion/Blackmail	0	0	0	0
Fraud	70	7	3	3
Gambling	0	0	0	0
Kidnapping	1	1	0	0
Pornography	1	0	0	0
Prostitution	0	0	0	0
Forcible Sodomy	2	2	0	0
Sexual Assault w/Object	0	0	0	0
Forcible Fondling	30	9	1	0
Incest	0	0	0	0
Statutory Rape	10	3	0	0
Stolen Property	15	9	5	1
Weapon Law Violation	25	18	15	2
Total Group "A"	2,854	1,105	701	223

Total Offenses - 5 year trend



Total Arrests - 5 year trend



Group "B" Arrests	Arrests	
	Adult	Juvenile
Bad Checks	0	0
Curfew/Vagrancy	0	4
Disorderly Conduct	52	2
DUI	248	8
Drunkenness	1	0
Family Offense-nonviolent	31	0
Liquor Law Violation	162	73
Peeping Tom	0	0
Runaways	0	0
Trespass	38	7
All Other Offenses	567	57
Total Group "B"	1,099	151