

---

# Statewide Arrest



# Idaho Arrests in 2011

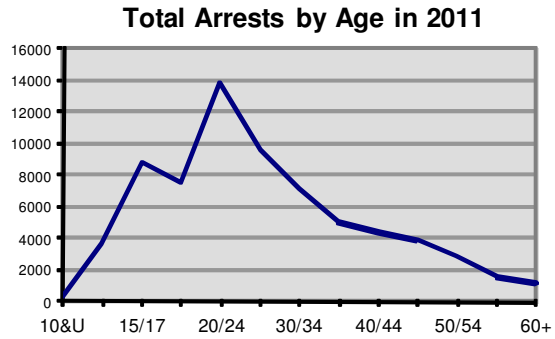
## Statewide Arrests

<b>Total Arrests</b>	
Reported Arrests	69,738
Change from 2010	-1.1%
Rate per 100,000*	4405.4

The term "arrest" is defined as a physical arrest, citation or served summons. This data represents the number of persons arrested, not on charges lodged; therefore, each reporting jurisdiction submits one set of arrest data for each person per single apprehension. One set of arrest data will clear single or multiple offenses in the same incident and/or multiple incidents. Arrests on warrants issued by another jurisdiction are reported by the originating agency, not the arresting agency.

All persons arrested for the commission of a Group "A" or Group "B" crime are included in this count. Group "B" crime, which is only reported on the arrest level, encompasses offenses which are not under the Group "A" category. Excluded from this count are any traffic related arrests, with the exception of DUI, Hit and Run (of a person), and Vehicular Manslaughter.

34.5% of the weapons in arrestees possession when apprehended were firearms; 15.3% of those firearms were automatic.



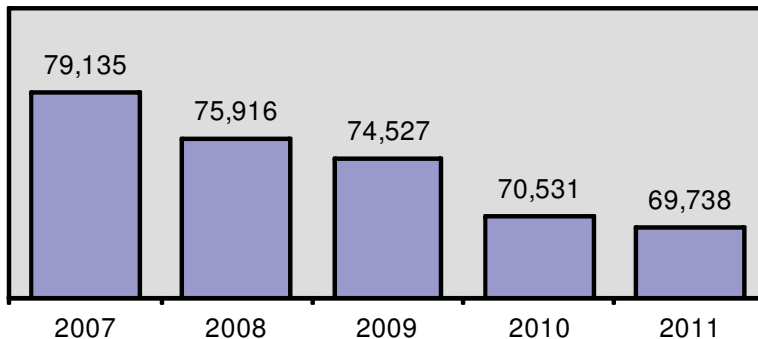
30.6% of total arrestees were between 18 and 24 years of age.

2.5% increase in violent crime arrests.

9.8% decrease in DUI arrests.

<b>Type of Arrest</b>	
27,939	On-View (without warrant)
19,820	Taken into Custody (based on a warrant)
21,979	Cited or Summons to Court

### Total Arrests 5 Year Trend



\* Adjusted population base: 1,583,018.

## Idaho Arrests in 2011

### Group "A" Arrests

Group "A" Arrests	2011 Reporting	% Adult Arrests	% Juvenile Arrests	Rate per 100,000 Population*	2010 Reporting	Percent Change
Murder	19	100.0%	0.0%	1.2	14	35.7%
Negligent Manslaughter	0	0.0%	0.0%	0.0	2	-100.0%
Forcible Sex Offenses:						
Forcible Rape	82	85.4%	14.6%	5.2	114	-28.1%
Forcible Sodomy	10	60.0%	40.0%	0.6	12	-16.7%
Sexual Assault with Object	17	76.5%	23.5%	1.1	14	21.4%
Forcible Fondling	227	72.7%	27.3%	14.3	236	-3.8%
Aggravated Assault	1,254	88.6%	11.4%	79.2	1,178	6.5%
Simple Assault	5,610	79.9%	20.1%	354.4	5,608	0.0%
Intimidation	267	83.9%	0.8%	16.9	304	-12.2%
Kidnapping/Abduction	46	97.8%	2.2%	2.9	42	9.5%
Nonforcible Sex Offenses:				0.0		
Incest	5	80.0%	20.0%	0.3	3	66.7%
Statutory Rape	45	100.0%	0.0%	2.8	52	-13.5%
<b>Crimes Against Persons Total</b>	<b>7,582</b>	<b>81.5%</b>	<b>18.5%</b>	<b>479.0</b>	<b>7,579</b>	<b>0.0%</b>
Crimes Against Property:						
Robbery	95	87.4%	12.6%	6.0	123	-22.8%
Burglary/Breaking & Entering	1,075	71.8%	28.2%	67.9	1,040	3.4%
Larceny/Theft Offenses	6,419	65.7%	34.3%	405.5	6,071	5.7%
Motor Vehicle Theft	199	61.3%	38.7%	12.6	195	2.1%
Arson	56	32.1%	67.9%	3.5	80	-30.0%
Destruction of Property	1,271	57.3%	42.7%	80.3	1,306	-2.7%
Counterfeiting/Forgery	165	97.0%	3.0%	10.4	189	-12.7%
Fraud Offenses	305	91.5%	8.5%	19.3	312	-2.2%
Embezzlement	67	97.0%	3.0%	4.2	88	-23.9%
Extortion/Blackmail	9	66.7%	33.3%	0.6	6	50.0%
Bribery	0	0.0%	0.0%	0.0	2	-100.0%
Stolen Property Offenses	257	80.5%	19.5%	16.2	177	45.2%
<b>Crimes Against Property Total</b>	<b>9,918</b>	<b>67.1%</b>	<b>32.9%</b>	<b>626.5</b>	<b>9,589</b>	<b>3.4%</b>
Crimes Against Society:						
Drug/Narcotic Violations	7,040	84.8%	15.2%	444.7	5,857	20.2%
Drug Equipment Violations	2,489	83.1%	16.9%	157.2	1,989	25.1%
Gambling Offenses	0	0.0%	0.0%	0.0	0	0.0%
Pornography/Obscene Material	34	73.5%	26.5%	2.1	32	6.3%
Prostitution Offenses	18	100.0%	0.0%	1.1	5	260.0%
Weapon Law Violations	464	77.6%	22.4%	29.3	555	-16.4%
<b>Crimes Against Society Total</b>	<b>10,045</b>	<b>84.0%</b>	<b>16.0%</b>	<b>634.5</b>	<b>8,438</b>	<b>19.0%</b>
<b>Total Group "A" Arrests</b>	<b>27,545</b>	<b>77.3%</b>	<b>22.7%</b>	<b>1740.0</b>	<b>25,836</b>	<b>6.6%</b>

### Group "B" Arrests

Group "B" Arrests	2011 Reporting	% Adult Arrests	% Juvenile Arrests	Rate per 100,000 Population*	2010 Reporting	Percent Change
Bad Checks	147	98.6%	1.4%	9.3	177	-16.9%
Curfew/Loitering/Vagrancy	449	3.3%	96.7%	28.4	485	-7.4%
Disorderly Conduct	2,457	76.8%	23.2%	155.2	2,659	-7.6%
DUI	9,673	98.7%	1.3%	611.0	10,726	-9.8%
Drunkenness	437	88.8%	11.2%	27.6	305	43.3%
Nonviolent Family Offenses	778	98.5%	1.5%	49.1	800	-2.8%
Liquor Law Violations	4,667	73.9%	26.1%	294.8	5,140	-9.2%
Peeping Tom	11	90.9%	9.1%	0.7	9	22.2%
Runaway	1,297	0.0%	100.0%	81.9	1,227	5.7%
Trespass of Real Property	774	82.8%	17.2%	48.9	798	-3.0%
All Other Offenses	21,503	88.0%	12.0%	1358.4	22,273	-3.5%
<b>Total Group "B" Arrests</b>	<b>42,193</b>	<b>84.7%</b>	<b>15.2%</b>	<b>2665.4</b>	<b>44,599</b>	<b>-5.4%</b>

## Idaho Arrests in 2011

### Weapons in Possession of Arrestees

Arrested For:	Handgun	Rifle	Shotgun	Other Firearm	Unknown Firearm	Knife	Club	Total
Murder	0	0	0	0	0	3	1	4
Negligent Manslaughter	0	0	0	0	0	0	0	0
Forcible Rape	0	0	0	0	0	1	0	1
Robbery	16	1	0	0	1	5	1	24
Aggravated Assault	30	8	10	4	14	105	27	198
Burglary/Breaking & Entering	7	0	3	0	0	9	3	22
Larceny/Theft Offenses	4	0	0	3	2	64	1	74
Motor Vehicle Theft	1	1	0	0	0	3	0	5
Arson	0	0	0	0	0	0	0	0
Simple Assault	3	0	0	2	1	20	3	29
Intimidation	2	0	0	0	1	4	0	7
Bribery	0	0	0	0	0	0	0	0
Counterfeiting/Forgery	0	0	0	0	0	0	0	0
Destruction of Property	3	5	3	4	3	5	1	24
Drug/Narcotic Violations	42	11	5	1	3	114	9	185
Drug Equipment Violations	3	0	0	1	2	19	7	32
Embezzlement	0	0	0	0	0	0	0	0
Extortion/Blackmail	0	0	0	0	0	0	0	0
Fraud Offenses	0	0	0	0	0	2	0	2
Gambling Offenses	0	0	0	0	0	0	0	0
Kidnapping/Abduction	1	1	0	0	0	1	0	3
Pornography/Obscene Material	0	0	0	0	0	0	0	0
Prostitution Offenses	0	0	0	0	0	0	0	0
Forcible Sodomy	0	0	0	0	0	0	0	0
Sexual Assault with Object	0	0	0	0	0	0	0	0
Forcible Fondling	0	0	0	0	0	0	0	0
Stolen Property Offenses	5	0	1	0	1	4	0	11
Weapon Law Violations	49	7	2	6	6	116	26	212
Bad Checks	0	0	0	0	0	0	0	0
Curfew/Loitering/Vagrancy	0	0	0	0	0	4	1	5
Disorderly Conduct	0	0	2	0	0	6	4	12
DUI	23	6	3	1	6	56	2	97
Drunkenness	0	0	0	2	0	2	1	5
Nonviolent Family Offenses	0	0	1	0	0	2	0	3
Liquor Law Violations	6	0	6	0	3	15	0	30
Peeping Tom	0	0	0	0	0	0	0	0
Runaway	0	0	0	0	1	0	0	1
Trespass of Real Property	0	0	0	0	0	3	0	3
All Other Offenses	13	2	6	10	9	68	3	111
<b>Total</b>	<b>208</b>	<b>42</b>	<b>42</b>	<b>34</b>	<b>53</b>	<b>631</b>	<b>90</b>	<b>1,100</b>

### Jurisdictional Residency of Arrestees

This information identifies if arrestee resides within the locality where the crime was committed.

Crimes Against:	Resident	Non-Resident	Unknown
Persons	6,126	1,361	95
Property	6,721	3,060	137
Society	6,668	3,220	157
Group "B" Arrests	30,402	11,129	662
<b>Total</b>	<b>49,917</b>	<b>18,770</b>	<b>1,051</b>
Percentage of Total Arrests	71.6%	26.9%	1.5%

## Idaho Arrests in 2011

### Arrestees By Race & Ethnicity

Offense	White	Black	American Indian/ Alaskan Native	Asian	Unk	Hispanic	Non Hispanic	Unk
Murder	18	0	1	0	0	5	14	0
Negligent Manslaughter	0	0	0	0	0	0	0	0
Forcible Rape	70	7	2	0	3	11	66	5
Robbery	88	5	0	0	2	16	78	1
Aggravated Assault	1,153	35	25	4	37	190	1,018	46
Burglary/Breaking & Entering	1,013	16	6	9	31	127	897	51
Larceny/Theft Offenses	5,776	133	142	36	332	822	5,186	411
Motor Vehicle Theft	185	4	2	2	6	22	169	8
Arson	50	1	0	0	5	10	41	5
Simple Assault	5,127	138	128	32	185	717	4,639	254
Intimidation	243	7	4	2	11	30	222	15
Bribery	0	0	0	0	0	0	0	0
Counterfeiting/Forgery	158	4	0	1	2	12	150	3
Destruction of Property	1,154	29	29	9	50	153	1,054	64
Drug/Narcotic Violations	6,449	128	86	34	343	741	5,862	437
Drug Equipment Violations	2,295	40	49	11	94	243	2,080	166
Embezzlement	64	0	0	1	2	2	63	2
Extortion/Blackmail	9	0	0	0	0	3	6	0
Fraud Offenses	289	5	4	1	6	35	264	6
Gambling Offenses	0	0	0	0	0	0	0	0
Kidnaping/Abduction	44	1	0	0	1	6	37	3
Pornography/Obscene Material	31	0	0	0	3	2	28	4
Prostitution Offenses	18	0	0	0	0	3	14	1
Forcible Sodomy	10	0	0	0	0	2	8	0
Sexual Assault with Object	16	1	0	0	0	0	16	1
Forcible Fondling	222	2	1	0	2	35	186	6
Incest	5	0	0	0	0	3	2	0
Statutory Rape	42	1	1	0	1	6	38	1
Stolen Property Offenses	239	6	4	1	7	32	211	14
Weapon Law Violations	433	9	3	0	19	90	347	27
Bad Checks	139	2	0	0	6	15	124	8
Curfew/Loitering/Vagrancy	404	15	3	3	24	75	341	33
Disorderly Conduct	2,232	57	49	7	112	411	1,919	127
DUI	8,696	113	237	38	589	1,211	7,728	734
Drunkenness	392	13	25	3	4	87	344	6
Nonviolent Family Offenses	723	15	22	2	16	112	629	37
Liquor Law Violations	4,109	67	130	30	331	599	3,684	384
Peeping Tom	10	0	0	0	1	1	7	3
Runaway	1,150	50	41	17	39	204	1,028	65
Trespass of Real Property	687	27	29	5	26	66	675	33
All Other Offenses	19,729	479	569	117	609	2,876	17,767	860
<b>Total</b>	<b>63,472</b>	<b>1,410</b>	<b>1,592</b>	<b>365</b>	<b>2,899</b>	<b>8,975</b>	<b>56,942</b>	<b>3,821</b>

# Idaho Arrests in 2011

## Adult Arrests

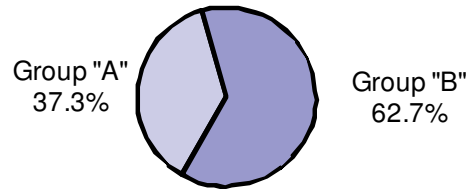
### Adult Arrest by Gender

Offense	Male	Female
Murder	18	1
Negligent Manslaughter	0	0
Forcible Rape	69	1
Robbery	75	8
Aggravated Assault	955	156
Burglary/Breaking & Entering	610	162
Larceny/Theft Offenses	2,345	1,873
Motor Vehicle Theft	106	16
Arson	15	3
Simple Assault	3,223	1,258
Intimidation	197	27
Bribery	0	0
Counterfeiting/Forgery	98	62
Destruction of Property	589	139
Drug/Narcotic Violations	4,552	1,415
Drug Equipment Violations	1,549	519
Embezzlement	25	40
Extortion/Blackmail	5	1
Fraud Offenses	153	126
Gambling Offenses	0	0
Kidnapping/Abduction	35	10
Pornography/Obscene Material	24	1
Prostitution Offenses	13	5
Forcible Sodomy	6	0
Sexual Assault with Object	12	1
Forcible Fondling	160	5
Incest	4	0
Statutory Rape	43	2
Stolen Property Offenses	162	45
Weapon Law Violations	334	26
Bad Checks	75	70
Curfew/Loitering/Vagrancy	9	6
Disorderly Conduct	1,436	451
DUI	7,055	2,496
Drunkenness	321	67
Nonviolent Family Offenses	513	253
Liquor Law Violations	2,529	918
Peeping Tom	10	0
Runaway	N/A	N/A
Trespass of Real Property	513	128
All Other Offenses	14,038	4,894
<b>Total</b>	<b>41,876</b>	<b>15,185</b>

### Total Adult Arrests

Reported Adult Arrests 57,061  
Change from 2010 -1.6%

### Adult Arrests by Category



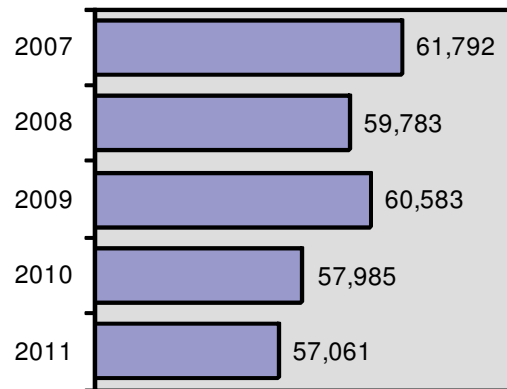
88.5% of violent crime arrests were adults.

9.8% decrease in adult DUI arrests.

84.8% of drug/narcotic arrests were adults.

37.4% of adult arrests were between 18 and 24 years of age.

### Total Adult Arrests 5 Year Trend



## Idaho Arrests in 2011

### Adult Arrests by Age

Offenses	18/19	20/24	25/29	30/34	35/39	40/44	45/49	50/54	55/59	60+	unk.	Total
Murder	4	3	4	2	2	1	0	2	0	1	0	19
Negligent Manslaughter	0	0	0	0	0	0	0	0	0	0	0	0
Forcible Rape	10	21	13	8	5	4	4	4	1	0	0	70
Robbery	13	30	18	10	6	1	2	2	1	0	0	83
Aggravated Assault	85	218	181	183	124	106	90	54	35	31	4	1,111
Burglary/B & E	176	201	136	75	58	48	44	22	9	2	1	772
Larceny/Theft Offenses	803	1,021	635	475	342	311	220	189	111	98	13	4,218
Motor Vehicle Theft	18	27	13	22	15	13	5	3	4	1	1	122
Arson	4	6	0	0	1	1	4	1	0	0	1	18
Simple Assault	251	957	838	680	534	421	353	221	115	96	15	4,481
Intimidation	12	31	35	35	29	25	22	19	9	6	1	224
Bribery	0	0	0	0	0	0	0	0	0	0	0	0
Counterfeiting/Forgery	14	33	32	25	20	11	13	6	6	0	0	160
Destruction of Property	118	195	136	86	50	50	34	30	12	15	2	728
Drug/Narcotic Offenses	1,061	1,666	947	683	462	400	320	240	119	56	13	5,967
Drug Equipment Offenses	491	605	316	227	125	120	88	53	28	11	4	2,068
Embezzlement	7	11	13	6	11	6	4	3	2	2	0	65
Extortion/Blackmail	2	1	1	1	0	0	1	0	0	0	0	6
Fraud Offenses	29	68	46	37	28	29	19	11	9	3	0	279
Gambling Offenses	0	0	0	0	0	0	0	0	0	0	0	0
Kidnapping/Abduction	4	9	12	4	6	3	4	2	1	0	0	45
Pornography	1	5	3	4	1	4	2	3	1	1	0	25
Prostitution Offenses	0	3	4	3	4	2	2	0	0	0	0	18
Forcible Sodomy	1	1	0	0	1	0	0	2	1	0	0	6
Sexual Assault w/Object	1	2	3	1	2	1	1	0	2	0	0	13
Forcible Fondling	15	32	24	22	19	15	11	9	7	11	0	165
Incest	1	0	1	0	1	1	0	0	0	0	0	4
Statutory Rape	16	15	5	7	2	0	0	0	0	0	0	45
Stolen Property Offenses	38	35	34	35	16	21	14	8	4	1	1	207
Weapon Law Violations	58	73	62	36	34	26	25	18	13	11	4	360
Bad Checks	8	27	27	26	9	19	12	7	2	8	0	145
Curfew/Loitering/Vagrancy	2	0	3	3	1	2	1	1	1	1	0	15
Disorderly Conduct	130	451	356	258	187	164	128	103	63	40	7	1,887
DUI	476	1,846	1,607	1,273	970	902	848	782	441	361	45	9,551
Drunkenness	46	101	63	43	33	21	38	25	11	5	2	388
Nonviolent Family Offenses	41	142	147	151	105	71	52	26	18	12	1	766
Liquor Law Violations	1,502	1,005	231	145	114	129	143	95	52	24	7	3,447
Peeping Tom	1	0	1	3	2	0	0	2	1	0	0	10
Trespass of Real Property	56	110	85	58	57	76	81	50	26	39	3	641
All Other Offenses	2,020	4,876	3,500	2,497	1,715	1,410	1,328	881	393	273	39	18,932
<b>Total</b>	<b>7,515</b>	<b>13,827</b>	<b>9,532</b>	<b>7,124</b>	<b>5,091</b>	<b>4,414</b>	<b>3,913</b>	<b>2,874</b>	<b>1,498</b>	<b>1,109</b>	<b>164</b>	<b>57,061</b>

# Idaho Arrests in 2011

## Juvenile Arrests

**Juvenile Arrest by Gender**

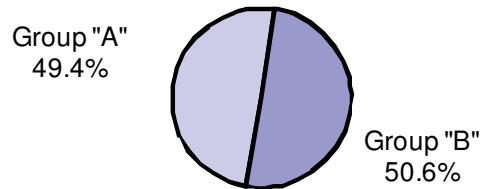
Offense	Male	Female
Murder	0	0
Negligent Manslaughter	0	0
Forcible Rape	12	0
Robbery	12	0
Aggravated Assault	120	23
Burglary/Breaking & Entering	264	39
Larceny/Theft Offenses	1,270	931
Motor Vehicle Theft	61	16
Arson	36	2
Simple Assault	750	379
Intimidation	37	6
Bribery	0	0
Counterfeiting/Forgery	2	3
Destruction of Property	432	111
Drug/Narcotic Violations	853	220
Drug Equipment Violations	353	68
Embezzlement	1	1
Extortion/Blackmail	3	0
Fraud Offenses	19	7
Gambling Offenses	0	0
Kidnapping/Abduction	1	0
Pornography/Obscene Material	6	3
Prostitution Offenses	0	0
Forcible Sodomy	4	0
Sexual Assault with Object	3	1
Forcible Fondling	60	2
Incest	1	0
Statutory Rape	0	0
Stolen Property Offenses	41	9
Weapon Law Violations	98	6
Bad Checks	0	2
Curfew/Loitering/Vagrancy	289	145
Disorderly Conduct	406	164
DUI	90	32
Drunkenness	29	20
Nonviolent Family Offenses	11	1
Liquor Law Violations	717	503
Peeping Tom	1	0
Runaway	576	721
Trespass of Real Property	112	21
All Other Offenses	1,783	788
<b>Total</b>	<b>8,453</b>	<b>4,224</b>

**Total Juvenile Arrests**

Reported Juvenile Arrests 12,677  
Change from 2010 1.0%

Under the UCR guidelines, a juvenile is counted as "arrested" when the circumstances are such that if the juvenile were an adult, an arrest would have been reported. Any situation involving a juvenile, in lieu of an actual arrest, is summoned, cited, or notified to appear before a juvenile court or similar authority for a violation of the law, is reported as an arrest.

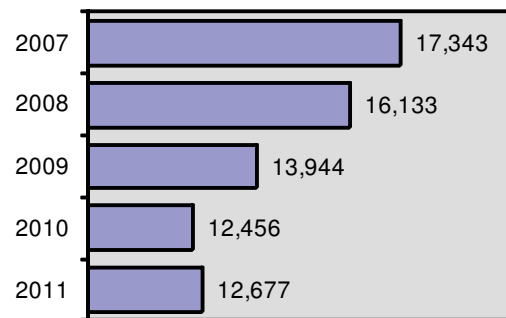
**Juvenile Arrests by Category**



42.2% of juvenile arrestees were between 13-15 years of age.

34.6% of juveniles arrested were handled within department (e.g., released to parents; released with warning) and not referred to other authorities, such as juvenile court.

**Total Juvenile Arrests  
5 Year Trend**





## Idaho Arrests in 2011

### Juvenile Arrests by Age

Offenses	10 & Under	11-12	13-14	15	16	17	Total
Murder	0	0	0	0	0	0	0
Negligent Manslaughter	0	0	0	0	0	0	0
Forcible Rape	0	0	2	4	1	5	12
Robbery	0	1	2	2	2	5	12
Aggravated Assault	3	18	44	14	29	35	143
Burglary/B & E	3	17	81	50	67	85	303
Larceny/Theft Offenses	58	177	583	431	480	472	2,201
Motor Vehicle Theft	1	5	21	18	25	7	77
Arson	11	8	6	9	4	0	38
Simple Assault	42	162	347	195	185	198	1,129
Intimidation	0	5	12	5	13	8	43
Bribery	0	0	0	0	0	0	0
Counterfeiting/Forgery	0	0	0	0	4	1	5
Destruction of Property	50	77	148	91	79	98	543
Drug/Narcotic Violations	1	27	219	183	288	355	1,073
Drug Equipment Violations	1	10	43	79	134	154	421
Embezzlement	0	0	1	0	1	0	2
Extortion/Blackmail	0	0	0	2	0	1	3
Fraud Offenses	0	0	2	3	12	9	26
Gambling Offenses	0	0	0	0	0	0	0
Kidnapping/Abduction	0	0	0	0	0	1	1
Pornography	0	1	1	2	4	1	9
Prostitution Offenses	0	0	0	0	0	0	0
Forcible Sodomy	0	0	2	1	0	1	4
Sexual Assault w/Object	0	0	0	0	1	3	4
Forcible Fondling	2	7	24	8	14	7	62
Incest	0	0	1	0	0	0	1
Statutory Rape	0	0	0	0	0	0	0
Stolen Property Offenses	0	5	18	9	11	7	50
Weapon Law Violations	2	10	31	19	24	18	104
Bad Checks	0	1	0	0	0	1	2
Curfew/Loitering/Vagrancy	1	14	100	104	111	104	434
Disorderly Conduct	10	57	180	119	106	98	570
DUI	0	0	3	6	32	81	122
Drunkenness	0	0	8	10	16	15	49
Nonviolent Family Offenses	0	0	5	2	1	4	12
Liquor Law Violations	0	13	131	205	376	495	1,220
Peeping Tom	0	0	1	0	0	0	1
Runaways	3	59	286	305	365	279	1,297
Trespass of Real Property	3	15	49	17	26	23	133
All Other Offenses	23	109	528	573	651	687	2,571
<b>Total</b>	<b>214</b>	<b>798</b>	<b>2,879</b>	<b>2,466</b>	<b>3,062</b>	<b>3,258</b>	<b>12,677</b>

## Idaho Arrests in 2011

### Adult/Juvenile Arrests 5 Year Trend

Offense	2007		2008		2009		2010		2011	
	Adult	Juvenile	Adult	Juvenile	Adult	Juvenile	Adult	Juvenile	Adult	Juvenile
Murder	33	4	12	3	14	2	14	0	19	0
Neg. Manslaughter	3	1	2	0	4	0	2	0	0	0
Forcible Rape	93	29	88	18	93	28	92	22	70	12
Robbery	60	19	83	19	112	11	89	18	83	12
Aggravated Assault	1,114	190	1,072	202	1,150	169	1,047	131	1,111	143
Burglary/B&E	744	529	664	440	676	364	682	363	772	303
Larceny/Theft	3,018	2,632	3,613	2,670	3,652	2,419	3,539	2,172	4,218	2,201
Motor Vehicle Theft	170	132	119	106	105	90	122	73	122	77
Arson	43	78	15	77	21	59	12	42	18	38
Simple Assault	5,056	1,300	4,693	1,251	4,598	1,082	4,506	1,102	4,481	1,129
Intimidation	223	55	243	71	244	46	264	40	224	43
Bribery	0	1	2	0	2	0	1	0	0	0
Counterfeiting/Forgery	262	26	165	14	176	13	218	9	160	5
Destruction of Property	954	896	763	874	764	542	666	512	728	543
Drug/Narcotic Viol.	5,098	953	4,928	821	5,031	826	5,659	911	5,967	1,073
Drug Equipment Viol.	2,114	410	1,794	346	1,725	264	1,742	342	2,068	421
Embezzlement	103	21	109	6	81	7	68	2	65	2
Extortion/Blackmail	0	0	10	1	4	2	3	4	6	3
Fraud Offenses	270	67	279	29	276	36	271	22	279	26
Gambling Offenses	1	0	1	0	0	0	0	0	0	0
Kidnapping/Abduction	66	6	45	5	41	1	41	1	45	1
Pornography	16	3	18	7	19	13	20	17	25	9
Prostitution Offenses	10	0	19	2	5	0	14	0	18	0
Forcible Sodomy	9	11	10	8	24	6	6	6	6	4
Sexual Assault w/Object	7	4	7	3	14	2	8	6	13	4
Forcible Fondling	177	96	153	77	158	71	149	87	165	62
Incest	1	0	2	5	3	3	3	0	4	1
Statutory Rape	74	0	69	0	56	0	52	0	45	0
Stolen Property	208	57	166	71	128	49	193	49	207	50
Weapon Law Violations	404	191	474	176	416	139	378	140	360	104
Bad Checks	188	2	229	1	178	1	176	1	145	2
Curfew/Loiter/Vagrancy	12	897	10	796	6	536	11	474	15	434
Disorderly Conduct	1,956	657	1,908	645	2,141	564	2,076	583	1,887	570
DUI	11,373	286	11,930	216	12,147	180	10,594	132	9,551	122
Drunkenness	421	29	426	22	336	15	289	16	388	49
Nonviolent Family	603	10	621	24	778	14	787	13	766	12
Liquor Law Violations	4,392	2,107	4,710	2,093	4,691	1,840	3,848	1,292	3,447	1,220
Peeping Tom	11	1	7	1	13	0	8	1	10	1
Runaway	0	2,116	0	1,633	0	1,442	0	1,227	0	1,297
Trespass	638	143	542	145	585	114	653	145	641	133
All Other Offenses	21,867	3,384	19,782	3,255	20,116	2,994	19,682	2,591	18,932	2,571
<b>Total</b>	<b>61,792</b>	<b>17,343</b>	<b>59,783</b>	<b>16,133</b>	<b>60,583</b>	<b>13,944</b>	<b>57,985</b>	<b>12,546</b>	<b>57,061</b>	<b>12,677</b>
Total Arrests		79,135		75,916		74,527		70,531		69,738