

Agency 2012 Crime Report

Boise Police Department

Population: 211,569

County: Ada

Offense Overview

- Offense total 12,809
- % change from 2011 **-3.7**
- # of cleared offenses 4,335
- Percent cleared 33.8

- Group "A" Crime Rate per 100,000 population 6054.3

- Summary based reporting crime rate per 100,000 population is calculated for other state crime comparisons only. 2842.1

Arrest Overview

- Arrest total 6,984
- % change from 2011 **-14.1**
- Adult arrest total 5,729
- Juvenile arrest total 1,255

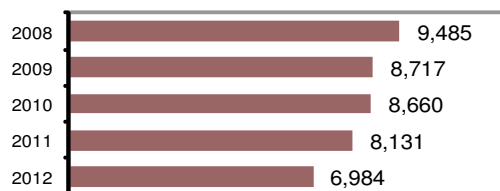
- Arrest Rate per 100,000 population 3301.1

Group "A" Offenses	Offenses		Arrests	
	# Reported	# Cleared	Adult	Juvenile
Murder	1	1	1	0
Negligent Manslaughter	0	0	0	0
Forcible Rape	76	15	5	0
Robbery	64	20	20	5
Aggravated Assault	430	278	166	14
Burglary	913	61	53	4
Larceny	4,310	912	679	303
Motor Vehicle Theft	163	35	24	5
Arson	56	9	6	4
Simple Assault	1,462	950	564	54
Intimidation	252	114	49	9
Bribery	1	1	1	0
Counterfeiting/Forgery	169	35	29	0
Vandalism	1,957	208	97	40
Drug/Narcotics	910	737	587	88
Drug Equipment	762	641	238	41
Embezzlement	24	10	15	0
Extortion/Blackmail	7	1	2	0
Fraud	905	123	112	3
Gambling	0	0	0	0
Kidnapping	18	7	2	0
Pornography	20	3	5	0
Prostitution	7	5	7	0
Forcible Sodomy	19	7	3	2
Sexual Assault w/Object	22	7	2	0
Forcible Fondling	55	16	10	3
Incest	0	0	0	0
Statutory Rape	8	2	1	0
Stolen Property	52	26	12	3
Weapon Law Violation	146	111	53	13
Total Group "A"	12,809	4,335	2,743	591

Total Offenses - 5 year trend



Total Arrests - 5 year trend



Group "B" Arrests	Arrests	
	Adult	Juvenile
Bad Checks	4	0
Curfew/Vagrancy	0	27
Disorderly Conduct	274	43
DUI	1,085	8
Drunkenness	101	2
Family Offense-nonviolent	17	0
Liquor Law Violation	248	97
Peeping Tom	1	0
Runaways	0	289
Trespass	159	11
All Other Offenses	1,097	187
Total Group "B"	2,986	664

Agency 2012 Crime Report

Garden City Police Department

Population: 11,293
County: Ada

Offense Overview

- Offense total 1,278
- % change from 2011 13.0
- # of cleared offenses 757
- Percent cleared 59.2

- Group "A" Crime Rate per 100,000 population 11316.7

- Summary based reporting crime rate per 100,000 population is calculated for other state crime comparisons only. 4454.1

Arrest Overview

- Arrest total 1,050
- % change from 2011 -1.4
- Adult arrest total 959
- Juvenile arrest total 91


- Arrest Rate per 100,000 population 9297.8

Group "A" Offenses	Offenses		Arrests	
	# Reported	# Cleared	Adult	Juvenile
Murder	1	1	1	0
Negligent Manslaughter	0	0	0	0
Forcible Rape	11	8	4	0
Robbery	3	1	1	0
Aggravated Assault	42	31	20	0
Burglary	52	18	4	0
Larceny	373	143	105	26
Motor Vehicle Theft	18	6	7	0
Arson	3	0	0	0
Simple Assault	173	153	88	10
Intimidation	17	11	6	0
Bribery	0	0	0	0
Counterfeiting/Forgery	11	1	1	0
Vandalism	179	74	14	4
Drug/Narcotics	140	127	69	1
Drug Equipment	142	130	83	9
Embezzlement	4	2	1	1
Extortion/Blackmail	1	1	0	0
Fraud	56	16	7	0
Gambling	1	0	0	0
Kidnapping	1	0	0	0
Pornography	2	1	0	0
Prostitution	0	0	0	0
Forcible Sodomy	0	0	0	0
Sexual Assault w/Object	0	0	0	0
Forcible Fondling	20	10	3	0
Incest	0	0	0	0
Statutory Rape	0	0	0	0
Stolen Property	9	4	1	0
Weapon Law Violation	19	19	15	0
Total Group "A"	1,278	757	430	51

Total Offenses - 5 year trend



Total Arrests - 5 year trend



Group "B" Arrests	Arrests	
	Adult	Juvenile
Bad Checks	0	0
Curfew/Vagrancy	0	14
Disorderly Conduct	28	1
DUI	87	0
Drunkenness	10	0
Family Offense-nonviolent	9	0
Liquor Law Violation	70	2
Peeping Tom	0	0
Runaways	0	9
Trespass	11	0
All Other Offenses	314	14
Total Group "B"	529	40

Agency 2012 Crime Report

Meridian Police Department

Population: 77,270
County: Ada

Offense Overview

- Offense total 3,186
- % change from 2011 8.6
- # of cleared offenses 1,724
- Percent cleared 54.1

- Group "A" Crime Rate per 100,000 population 4123.2

- Summary based reporting crime rate per 100,000 population is calculated for other state crime comparisons only. 1709.6

Arrest Overview

- Arrest total 2,342
- % change from 2011 -3.2
- Adult arrest total 1,627
- Juvenile arrest total 715

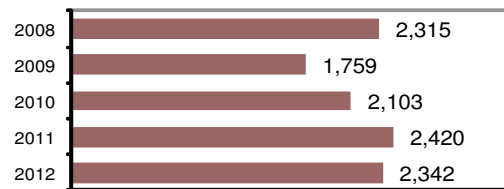
- Arrest Rate per 100,000 population 3030.9

Group "A" Offenses	Offenses		Arrests	
	# Reported	# Cleared	Adult	Juvenile
Murder	0	0	0	0
Negligent Manslaughter	0	0	0	0
Forcible Rape	13	6	0	0
Robbery	10	7	2	1
Aggravated Assault	70	57	34	8
Burglary	187	33	16	9
Larceny	1,008	358	218	114
Motor Vehicle Theft	20	6	3	2
Arson	13	6	0	7
Simple Assault	340	314	138	56
Intimidation	46	38	18	2
Bribery	1	1	0	0
Counterfeiting/Forgery	27	5	3	0
Vandalism	405	123	47	51
Drug/Narcotics	312	297	227	115
Drug Equipment	331	325	92	38
Embezzlement	11	7	8	0
Extortion/Blackmail	2	1	0	0
Fraud	254	48	28	10
Gambling	0	0	0	0
Kidnapping	13	11	0	0
Pornography	15	7	0	13
Prostitution	0	0	0	0
Forcible Sodomy	3	1	0	0
Sexual Assault w/Object	4	0	1	0
Forcible Fondling	30	15	5	4
Incest	1	1	0	0
Statutory Rape	7	3	2	0
Stolen Property	14	11	4	2
Weapon Law Violation	49	43	10	6
Total Group "A"	3,186	1,724	856	438

Total Offenses - 5 year trend



Total Arrests - 5 year trend



Group "B" Arrests	Arrests	
	Adult	Juvenile
Bad Checks	0	0
Curfew/Vagrancy	0	73
Disorderly Conduct	36	20
DUI	307	0
Drunkenness	3	0
Family Offense-nonviolent	8	0
Liquor Law Violation	104	21
Peeping Tom	0	0
Runaways	0	57
Trespass	15	7
All Other Offenses	298	99
Total Group "B"	771	277

Agency 2012 Crime Report

Ada County Sheriff

Population: 103,425
County: Ada

Offense Overview

- Offense total 2,956
- % change from 2011 13.6
- # of cleared offenses 1,677
- Percent cleared 56.7

- Group "A" Crime Rate per 100,000 population 2858.1

- Summary based reporting crime rate per 100,000 population is calculated for other state crime comparisons only. 1146.7

Arrest Overview

- Arrest total 4,689
- % change from 2011 **-16.4**
- Adult arrest total 4,078
- Juvenile arrest total 611

- Arrest Rate per 100,000 population 4533.7

Group "A" Offenses	Offenses		Arrests	
	# Reported	# Cleared	Adult	Juvenile
Murder	0	0	0	0
Negligent Manslaughter	0	0	0	0
Forcible Rape	19	12	6	1
Robbery	6	4	4	0
Aggravated Assault	105	89	52	2
Burglary	248	90	33	20
Larceny	770	246	70	84
Motor Vehicle Theft	28	13	6	7
Arson	10	4	0	7
Simple Assault	462	375	162	32
Intimidation	82	58	18	4
Bribery	0	0	0	0
Counterfeiting/Forgery	25	20	18	4
Vandalism	369	83	31	22
Drug/Narcotics	345	313	214	87
Drug Equipment	284	262	95	28
Embezzlement	7	5	7	0
Extortion/Blackmail	1	1	0	0
Fraud	98	23	17	1
Gambling	0	0	0	0
Kidnapping	12	10	2	0
Pornography	2	1	1	0
Prostitution	5	2	3	0
Forcible Sodomy	20	18	6	9
Sexual Assault w/Object	0	0	1	1
Forcible Fondling	21	17	5	7
Incest	1	1	0	0
Statutory Rape	4	4	3	0
Stolen Property	10	9	9	2
Weapon Law Violation	22	17	6	5
Total Group "A"	2,956	1,677	769	323

Total Offenses - 5 year trend



Total Arrests - 5 year trend



Group "B" Arrests	Arrests	
	Adult	Juvenile
Bad Checks	1	0
Curfew/Vagrancy	0	55
Disorderly Conduct	15	9
DUI	406	3
Drunkenness	1	0
Family Offense-nonviolent	8	2
Liquor Law Violation	88	62
Peeping Tom	0	0
Runaways	0	82
Trespass	8	4
All Other Offenses	2,782	71
Total Group "B"	3,309	288

Agency 2012 Crime Report

Ada County Total

Population: 403,557
County: Ada

Offense Overview

- Offense total 20,229
- % change from 2011 1.3
- # of cleared offenses 8,493
- Percent cleared 42.0

- Group "A" Crime Rate per 100,000 population 5012.7

- Summary based reporting crime rate per 100,000 population is calculated for other state crime comparisons only. 2235.9

Arrest Overview

- Arrest total 15,065
- % change from 2011 **-12.6**
- Adult arrest total 12,393
- Juvenile arrest total 2,672

- Arrest Rate per 100,000 population 3733.1

Group "A" Offenses	Offenses		Arrests	
	# Reported	# Cleared	Adult	Juvenile
Murder	2	2	2	0
Negligent Manslaughter	0	0	0	0
Forcible Rape	119	41	15	1
Robbery	83	32	27	6
Aggravated Assault	647	455	272	24
Burglary	1,400	202	106	33
Larceny	6,461	1,659	1,072	527
Motor Vehicle Theft	229	60	40	14
Arson	82	19	6	18
Simple Assault	2,437	1,792	952	152
Intimidation	397	221	91	15
Bribery	2	2	1	0
Counterfeiting/Forgery	232	61	51	4
Vandalism	2,910	488	189	117
Drug/Narcotics	1,707	1,474	1,097	291
Drug Equipment	1,519	1,358	508	116
Embezzlement	46	24	31	1
Extortion/Blackmail	11	4	2	0
Fraud	1,313	210	164	14
Gambling	1	0	0	0
Kidnapping	44	28	4	0
Pornography	39	12	6	13
Prostitution	12	7	10	0
Forcible Sodomy	42	26	9	11
Sexual Assault w/Object	26	7	4	1
Forcible Fondling	126	58	23	14
Incest	2	2	0	0
Statutory Rape	19	9	6	0
Stolen Property	85	50	26	7
Weapon Law Violation	236	190	84	24
Total Group "A"	20,229	8,493	4,798	1,403

Total Offenses - 5 year trend



Total Arrests - 5 year trend



Group "B" Arrests	Arrests	
	Adult	Juvenile
Bad Checks	5	0
Curfew/Vagrancy	0	169
Disorderly Conduct	353	73
DUI	1,885	11
Drunkenness	115	2
Family Offense-nonviolent	42	2
Liquor Law Violation	510	182
Peeping Tom	1	0
Runaways	0	437
Trespass	193	22
All Other Offenses	4,491	371
Total Group "B"	7,595	1,269