

Agency 2012 Crime Report

Chubbuck Police Department

Population: 14,162
County: Bannock

Offense Overview

- Offense total 1,316
- % change from 2011 **-2.2**
- # of cleared offenses 580
- Percent cleared 44.1

- Group "A" Crime Rate per 100,000 population 9292.5

- Summary based reporting crime rate per 100,000 population is calculated for other state crime comparisons only. 4342.6

Arrest Overview

- Arrest total 607
- % change from 2011 **-17.1**
- Adult arrest total 468
- Juvenile arrest total 139

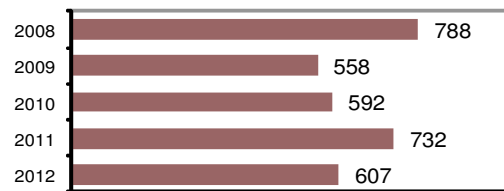
- Arrest Rate per 100,000 population 4286.1

Group "A" Offenses	Offenses		Arrests	
	# Reported	# Cleared	Adult	Juvenile
Murder	0	0	0	0
Negligent Manslaughter	0	0	0	0
Forcible Rape	2	1	0	1
Robbery	3	1	1	0
Aggravated Assault	34	21	7	0
Burglary	39	5	3	0
Larceny	518	213	167	77
Motor Vehicle Theft	16	3	0	0
Arson	3	0	0	0
Simple Assault	219	159	43	4
Intimidation	63	20	5	0
Bribery	0	0	0	0
Counterfeiting/Forgery	11	3	3	0
Vandalism	147	35	11	6
Drug/Narcotics	53	43	25	1
Drug Equipment	49	32	12	2
Embezzlement	8	4	2	0
Extortion/Blackmail	0	0	0	0
Fraud	81	25	16	0
Gambling	0	0	0	0
Kidnapping	1	0	1	0
Pornography	3	0	0	0
Prostitution	0	0	0	0
Forcible Sodomy	1	1	0	0
Sexual Assault w/Object	1	0	0	0
Forcible Fondling	7	3	0	0
Incest	0	0	0	0
Statutory Rape	3	3	3	0
Stolen Property	2	1	2	1
Weapon Law Violation	52	7	3	0
Total Group "A"	1,316	580	304	92

Total Offenses - 5 year trend



Total Arrests - 5 year trend



Group "B" Arrests	Arrests	
	Adult	Juvenile
Bad Checks	1	0
Curfew/Vagrancy	5	13
Disorderly Conduct	21	5
DUI	40	1
Drunkenness	9	0
Family Offense-nonviolent	6	0
Liquor Law Violation	12	4
Peeping Tom	0	0
Runaways	0	15
Trespass	14	2
All Other Offenses	56	7
Total Group "B"	164	47

Agency 2012 Crime Report

Pocatello Police Department

Population: 55,166
County: Bannock

Offense Overview

- Offense total 3,924
- % change from 2011 **-9.7**
- # of cleared offenses 1,776
- Percent cleared 45.3

- Group "A" Crime Rate per 100,000 population 7113.1

- Summary based reporting crime rate per 100,000 population is calculated for other state crime comparisons only. 2994.6

Arrest Overview

- Arrest total 2,999
- % change from 2011 **-2.8**
- Adult arrest total 2,179
- Juvenile arrest total 820

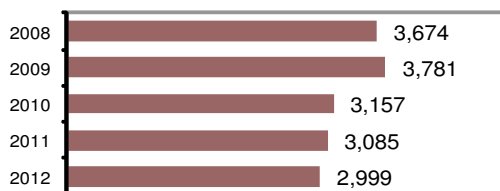
- Arrest Rate per 100,000 population 5436.3

Group "A" Offenses	Offenses		Arrests	
	# Reported	# Cleared	Adult	Juvenile
Murder	1	1	1	0
Negligent Manslaughter	0	0	0	0
Forcible Rape	10	4	3	0
Robbery	22	10	5	1
Aggravated Assault	111	78	50	4
Burglary	253	32	25	9
Larceny	1,201	267	166	58
Motor Vehicle Theft	50	9	4	1
Arson	4	1	0	1
Simple Assault	836	626	276	57
Intimidation	51	41	28	1
Bribery	0	0	0	0
Counterfeiting/Forgery	42	21	9	0
Vandalism	606	108	51	26
Drug/Narcotics	290	248	172	59
Drug Equipment	243	226	83	20
Embezzlement	19	10	8	0
Extortion/Blackmail	0	0	0	0
Fraud	91	29	10	0
Gambling	0	0	0	0
Kidnapping	9	9	4	0
Pornography	5	2	3	0
Prostitution	0	0	0	0
Forcible Sodomy	2	1	0	0
Sexual Assault w/Object	4	3	2	0
Forcible Fondling	8	4	1	2
Incest	0	0	0	0
Statutory Rape	12	7	3	0
Stolen Property	6	6	16	8
Weapon Law Violation	48	33	16	5
Total Group "A"	3,924	1,776	936	252

Total Offenses - 5 year trend



Total Arrests - 5 year trend



Group "B" Arrests	Arrests	
	Adult	Juvenile
Bad Checks	3	0
Curfew/Vagrancy	0	18
Disorderly Conduct	157	102
DUI	270	2
Drunkenness	11	1
Family Offense-nonviolent	29	1
Liquor Law Violation	87	62
Peeping Tom	0	0
Runaways	0	69
Trespass	56	10
All Other Offenses	630	303
Total Group "B"	1,243	568

Agency 2012 Crime Report

Bannock County Sheriff

Population: 14,930
County: Bannock

Offense Overview

- Offense total 292
- % change from 2011 17.3
- # of cleared offenses 186
- Percent cleared 63.7

• Group "A" Crime Rate per 100,000 population 1955.8

• Summary based reporting crime rate per 100,000 population is calculated for other state crime comparisons only. 730.1

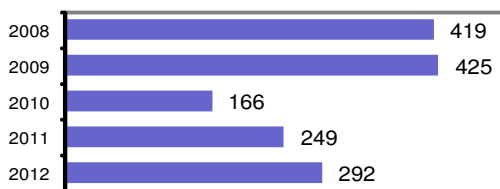
Arrest Overview

- Arrest total 479
- % change from 2011 **-18.8**
- Adult arrest total 398
- Juvenile arrest total 81

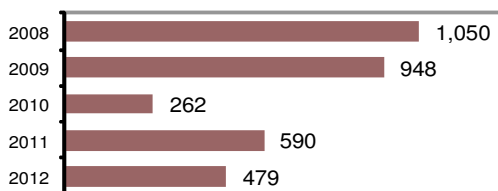
• Arrest Rate per 100,000 population 3208.3

Group "A" Offenses	Offenses		Arrests	
	# Reported	# Cleared	Adult	Juvenile
Murder	2	2	0	1
Negligent Manslaughter	0	0	0	0
Forcible Rape	2	2	1	0
Robbery	0	0	0	0
Aggravated Assault	11	9	8	0
Burglary	34	7	7	1
Larceny	57	19	13	3
Motor Vehicle Theft	3	0	0	0
Arson	0	0	0	0
Simple Assault	47	39	24	3
Intimidation	3	3	1	2
Bribery	0	0	0	0
Counterfeiting/Forgery	0	0	0	0
Vandalism	23	6	3	2
Drug/Narcotics	53	49	36	9
Drug Equipment	44	39	12	1
Embezzlement	0	0	0	0
Extortion/Blackmail	0	0	0	0
Fraud	3	1	0	0
Gambling	0	0	0	0
Kidnapping	0	0	0	0
Pornography	1	1	1	0
Prostitution	0	0	0	0
Forcible Sodomy	0	0	0	0
Sexual Assault w/Object	0	0	0	0
Forcible Fondling	0	0	0	0
Incest	0	0	0	0
Statutory Rape	1	1	0	0
Stolen Property	3	3	5	0
Weapon Law Violation	5	5	1	0
Total Group "A"	292	186	112	22

Total Offenses - 5 year trend



Total Arrests - 5 year trend



Group "B" Arrests	Arrests	
	Adult	Juvenile
Bad Checks	0	0
Curfew/Vagrancy	0	0
Disorderly Conduct	11	4
DUI	36	1
Drunkenness	0	0
Family Offense-nonviolent	2	0
Liquor Law Violation	53	27
Peeping Tom	0	0
Runaways	0	2
Trespass	5	1
All Other Offenses	179	24
Total Group "B"	286	59

Agency 2012 Crime Report

Bannock County Total

Population: 84,258
County: Bannock

Offense Overview

- Offense total 5,532
- % change from 2011 **-6.9**
- # of cleared offenses 2,542
- Percent cleared 46.0

- Group "A" Crime Rate per 100,000 population 6565.5

- Summary based reporting crime rate per 100,000 population is calculated for other state crime comparisons only. 2819.9

Arrest Overview

- Arrest total 4,085
- % change from 2011 **-7.3**
- Adult arrest total 3,045
- Juvenile arrest total 1,040

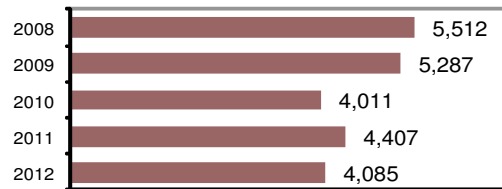
- Arrest Rate per 100,000 population 4848.2

Group "A" Offenses	Offenses		Arrests	
	# Reported	# Cleared	Adult	Juvenile
Murder	3	3	1	1
Negligent Manslaughter	0	0	0	0
Forcible Rape	14	7	4	1
Robbery	25	11	6	1
Aggravated Assault	156	108	65	4
Burglary	326	44	35	10
Larceny	1,776	499	346	138
Motor Vehicle Theft	69	12	4	1
Arson	7	1	0	1
Simple Assault	1,102	824	343	64
Intimidation	117	64	34	3
Bribery	0	0	0	0
Counterfeiting/Forgery	53	24	12	0
Vandalism	776	149	65	34
Drug/Narcotics	396	340	233	69
Drug Equipment	336	297	107	23
Embezzlement	27	14	10	0
Extortion/Blackmail	0	0	0	0
Fraud	175	55	26	0
Gambling	0	0	0	0
Kidnapping	10	9	5	0
Pornography	9	3	4	0
Prostitution	0	0	0	0
Forcible Sodomy	3	2	0	0
Sexual Assault w/Object	5	3	2	0
Forcible Fondling	15	7	1	2
Incest	0	0	0	0
Statutory Rape	16	11	6	0
Stolen Property	11	10	23	9
Weapon Law Violation	105	45	20	5
Total Group "A"	5,532	2,542	1,352	366

Total Offenses - 5 year trend



Total Arrests - 5 year trend



Group "B" Arrests	Arrests	
	Adult	Juvenile
Bad Checks	4	0
Curfew/Vagrancy	5	31
Disorderly Conduct	189	111
DUI	346	4
Drunkenness	20	1
Family Offense-nonviolent	37	1
Liquor Law Violation	152	93
Peeping Tom	0	0
Runaways	0	86
Trespass	75	13
All Other Offenses	865	334
Total Group "B"	1,693	674