

Agency 2012 Crime Report

Preston Police Department

Population: 5,265
County: Franklin

Offense Overview

- Offense total 165
- % change from 2011 6.5
- # of cleared offenses 89
- Percent cleared 53.9

- Group "A" Crime Rate per 100,000 population 3133.9

- Summary based reporting crime rate per 100,000 population is calculated for other state crime comparisons only. 1709.4

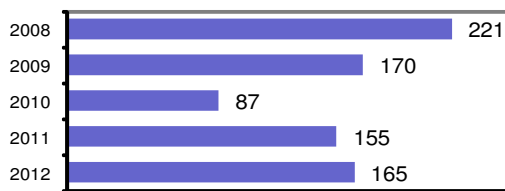
Arrest Overview

- Arrest total 146
- % change from 2011 11.5
- Adult arrest total 103
- Juvenile arrest total 43

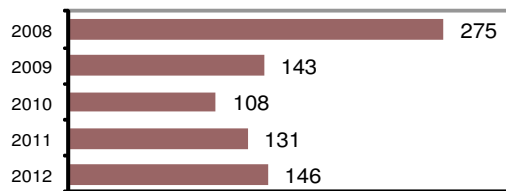
- Arrest Rate per 100,000 population 2773.0

Group "A" Offenses	Offenses		Arrests	
	# Reported	# Cleared	Adult	Juvenile
Murder	0	0	0	0
Negligent Manslaughter	0	0	0	0
Forcible Rape	3	3	1	0
Robbery	0	0	0	0
Aggravated Assault	5	5	3	2
Burglary	22	7	2	0
Larceny	58	21	12	16
Motor Vehicle Theft	2	1	1	0
Arson	0	0	0	0
Simple Assault	31	27	27	4
Intimidation	0	0	0	0
Bribery	0	0	0	0
Counterfeiting/Forgery	0	0	0	0
Vandalism	21	7	4	1
Drug/Narcotics	8	8	1	7
Drug Equipment	1	1	0	0
Embezzlement	0	0	0	0
Extortion/Blackmail	0	0	0	0
Fraud	10	6	6	0
Gambling	0	0	0	0
Kidnapping	0	0	0	0
Pornography	0	0	0	0
Prostitution	0	0	0	0
Forcible Sodomy	0	0	0	0
Sexual Assault w/Object	0	0	0	0
Forcible Fondling	4	3	0	3
Incest	0	0	0	0
Statutory Rape	0	0	0	0
Stolen Property	0	0	0	0
Weapon Law Violation	0	0	0	0
Total Group "A"	165	89	57	33

Total Offenses - 5 year trend



Total Arrests - 5 year trend



Group "B" Arrests	Arrests	
	Adult	Juvenile
Bad Checks	1	0
Curfew/Vagrancy	0	4
Disorderly Conduct	11	1
DUI	16	1
Drunkenness	0	0
Family Offense-nonviolent	0	0
Liquor Law Violation	4	1
Peeping Tom	0	0
Runaways	0	1
Trespass	2	0
All Other Offenses	12	2
Total Group "B"	46	10

Agency 2012 Crime Report

Franklin County Sheriff

Population: 7,672
County: Franklin

Offense Overview

- Offense total 75
- % change from 2011 4.2
- # of cleared offenses 22
- Percent cleared 29.3

- Group "A" Crime Rate per 100,000 population 977.6

- Summary based reporting crime rate per 100,000 population is calculated for other state crime comparisons only. 365.0

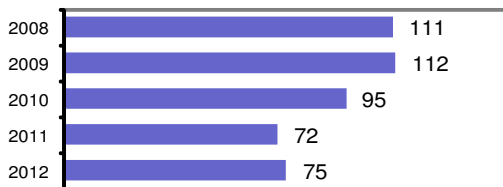
Arrest Overview

- Arrest total 64
- % change from 2011 0.0
- Adult arrest total 60
- Juvenile arrest total 4

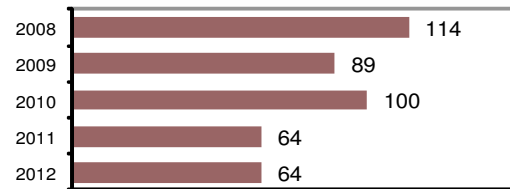
- Arrest Rate per 100,000 population 834.2

Group "A" Offenses	Offenses		Arrests	
	# Reported	# Cleared	Adult	Juvenile
Murder	0	0	0	0
Negligent Manslaughter	0	0	0	0
Forcible Rape	1	0	0	0
Robbery	0	0	0	0
Aggravated Assault	1	1	1	0
Burglary	1	0	3	0
Larceny	25	2	3	0
Motor Vehicle Theft	0	0	0	0
Arson	0	0	0	0
Simple Assault	8	4	2	0
Intimidation	0	0	0	0
Bribery	0	0	0	0
Counterfeiting/Forgery	0	0	0	0
Vandalism	5	1	0	0
Drug/Narcotics	10	6	9	0
Drug Equipment	4	1	0	0
Embezzlement	0	0	0	0
Extortion/Blackmail	0	0	0	0
Fraud	8	0	0	0
Gambling	0	0	0	0
Kidnapping	0	0	0	0
Pornography	0	0	0	0
Prostitution	0	0	0	0
Forcible Sodomy	0	0	0	0
Sexual Assault w/Object	0	0	0	0
Forcible Fondling	12	7	1	0
Incest	0	0	0	0
Statutory Rape	0	0	0	0
Stolen Property	0	0	0	0
Weapon Law Violation	0	0	0	0
Total Group "A"	75	22	19	0

Total Offenses - 5 year trend



Total Arrests - 5 year trend



Group "B" Arrests	Arrests	
	Adult	Juvenile
Bad Checks	0	0
Curfew/Vagrancy	0	0
Disorderly Conduct	0	0
DUI	25	4
Drunkenness	0	0
Family Offense-nonviolent	0	0
Liquor Law Violation	15	0
Peeping Tom	0	0
Runaways	0	0
Trespass	0	0
All Other Offenses	1	0
Total Group "B"	41	4

Agency 2012 Crime Report

Franklin County Total

Population: 12,937
County: Franklin

Offense Overview

- Offense total 240
- % change from 2011 5.7
- # of cleared offenses 111
- Percent cleared 46.3

- Group "A" Crime Rate per 100,000 population 1855.1

- Summary based reporting crime rate per 100,000 population is calculated for other state crime comparisons only. 912.1

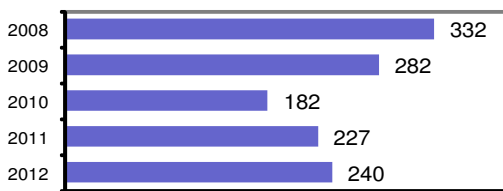
Arrest Overview

- Arrest total 210
- % change from 2011 7.7
- Adult arrest total 163
- Juvenile arrest total 47

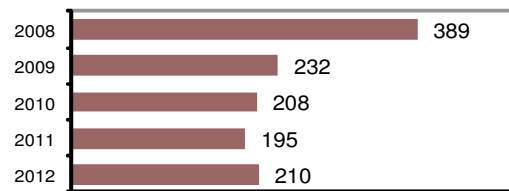
- Arrest Rate per 100,000 population 1623.3

Group "A" Offenses	Offenses		Arrests	
	# Reported	# Cleared	Adult	Juvenile
Murder	0	0	0	0
Negligent Manslaughter	0	0	0	0
Forcible Rape	4	3	1	0
Robbery	0	0	0	0
Aggravated Assault	6	6	4	2
Burglary	23	7	5	0
Larceny	83	23	15	16
Motor Vehicle Theft	2	1	1	0
Arson	0	0	0	0
Simple Assault	39	31	29	4
Intimidation	0	0	0	0
Bribery	0	0	0	0
Counterfeiting/Forgery	0	0	0	0
Vandalism	26	8	4	1
Drug/Narcotics	18	14	10	7
Drug Equipment	5	2	0	0
Embezzlement	0	0	0	0
Extortion/Blackmail	0	0	0	0
Fraud	18	6	6	0
Gambling	0	0	0	0
Kidnapping	0	0	0	0
Pornography	0	0	0	0
Prostitution	0	0	0	0
Forcible Sodomy	0	0	0	0
Sexual Assault w/Object	0	0	0	0
Forcible Fondling	16	10	1	3
Incest	0	0	0	0
Statutory Rape	0	0	0	0
Stolen Property	0	0	0	0
Weapon Law Violation	0	0	0	0
Total Group "A"	240	111	76	33

Total Offenses - 5 year trend



Total Arrests - 5 year trend



Group "B" Arrests	Arrests	
	Adult	Juvenile
Bad Checks	1	0
Curfew/Vagrancy	0	4
Disorderly Conduct	11	1
DUI	41	5
Drunkenness	0	0
Family Offense-nonviolent	0	0
Liquor Law Violation	19	1
Peeping Tom	0	0
Runaways	0	1
Trespass	2	0
All Other Offenses	13	2
Total Group "B"	87	14