

Agency 2012 Crime Report

Kamiah Marshal

Population: 1,300
County: Lewis

Offense Overview

- Offense total 38
- % change from 2011 -17.4
- # of cleared offenses 34
- Percent cleared 89.5

- Group "A" Crime Rate per 100,000 population 2923.1

- Summary based reporting crime rate per 100,000 population is calculated for other state crime comparisons only. 1000.0

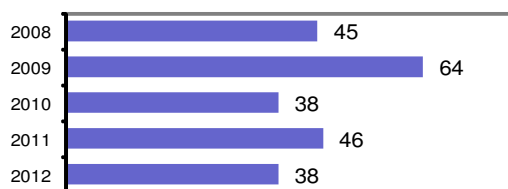
Arrest Overview

- Arrest total 69
- % change from 2011 38.0
- Adult arrest total 55
- Juvenile arrest total 14

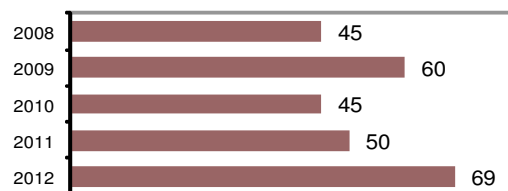
- Arrest Rate per 100,000 population 5307.7

Group "A" Offenses	Offenses		Arrests	
	# Reported	# Cleared	Adult	Juvenile
Murder	0	0	0	0
Negligent Manslaughter	0	0	0	0
Forcible Rape	0	0	0	0
Robbery	0	0	0	0
Aggravated Assault	2	2	1	1
Burglary	3	2	0	2
Larceny	6	5	4	1
Motor Vehicle Theft	2	1	0	1
Arson	0	0	0	0
Simple Assault	16	16	14	2
Intimidation	0	0	0	0
Bribery	0	0	0	0
Counterfeiting/Forgery	1	1	0	0
Vandalism	1	0	0	0
Drug/Narcotics	5	5	5	0
Drug Equipment	0	0	0	0
Embezzlement	0	0	0	0
Extortion/Blackmail	0	0	0	0
Fraud	1	1	1	0
Gambling	0	0	0	0
Kidnapping	0	0	0	0
Pornography	0	0	0	0
Prostitution	0	0	0	0
Forcible Sodomy	0	0	0	0
Sexual Assault w/Object	0	0	0	0
Forcible Fondling	1	1	0	0
Incest	0	0	0	0
Statutory Rape	0	0	0	0
Stolen Property	0	0	0	0
Weapon Law Violation	0	0	0	0
Total Group "A"	38	34	25	7

Total Offenses - 5 year trend



Total Arrests - 5 year trend



Group "B" Arrests	Arrests	
	Adult	Juvenile
Bad Checks	5	0
Curfew/Vagrancy	0	1
Disorderly Conduct	4	0
DUI	14	1
Drunkenness	0	0
Family Offense-nonviolent	0	0
Liquor Law Violation	2	3
Peeping Tom	0	0
Runaways	0	1
Trespass	3	0
All Other Offenses	2	1
Total Group "B"	30	7

Agency 2012 Crime Report

Lewis County Sheriff

Population: 2,548
County: Lewis

Offense Overview

- Offense total 37
- % change from 2011 **-50.7**
- # of cleared offenses 9
- Percent cleared 24.3

- Group "A" Crime Rate per 100,000 population 1452.1

- Summary based reporting crime rate per 100,000 population is calculated for other state crime comparisons only. 745.7

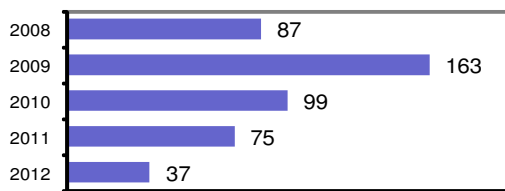
Arrest Overview

- Arrest total 4
- % change from 2011 **-93.8**
- Adult arrest total 4
- Juvenile arrest total 0


- Arrest Rate per 100,000 population 157.0

Group "A" Offenses	Offenses		Arrests	
	# Reported	# Cleared	Adult	Juvenile
Murder	0	0	0	0
Negligent Manslaughter	0	0	0	0
Forcible Rape	0	0	0	0
Robbery	0	0	0	0
Aggravated Assault	0	0	0	0
Burglary	6	0	0	0
Larceny	10	0	0	0
Motor Vehicle Theft	3	0	0	0
Arson	0	0	0	0
Simple Assault	9	6	2	0
Intimidation	0	0	0	0
Bribery	0	0	0	0
Counterfeiting/Forgery	0	0	0	0
Vandalism	2	0	0	0
Drug/Narcotics	2	2	2	0
Drug Equipment	1	1	0	0
Embezzlement	0	0	0	0
Extortion/Blackmail	0	0	0	0
Fraud	4	0	0	0
Gambling	0	0	0	0
Kidnapping	0	0	0	0
Pornography	0	0	0	0
Prostitution	0	0	0	0
Forcible Sodomy	0	0	0	0
Sexual Assault w/Object	0	0	0	0
Forcible Fondling	0	0	0	0
Incest	0	0	0	0
Statutory Rape	0	0	0	0
Stolen Property	0	0	0	0
Weapon Law Violation	0	0	0	0
Total Group "A"	37	9	4	0

Total Offenses - 5 year trend



Total Arrests - 5 year trend



Group "B" Arrests	Arrests	
	Adult	Juvenile
Bad Checks	0	0
Curfew/Vagrancy	0	0
Disorderly Conduct	0	0
DUI	0	0
Drunkenness	0	0
Family Offense-nonviolent	0	0
Liquor Law Violation	0	0
Peeping Tom	0	0
Runaways	0	0
Trespass	0	0
All Other Offenses	0	0
Total Group "B"	0	0

Agency 2012 Crime Report

Lewis County Total

Population: 3,848
County: Lewis

Offense Overview

- Offense total 75
- % change from 2011 **-38.0**
- # of cleared offenses 43
- Percent cleared 57.3

- Group "A" Crime Rate per 100,000 population 1949.1

- Summary based reporting crime rate per 100,000 population is calculated for other state crime comparisons only. 831.6

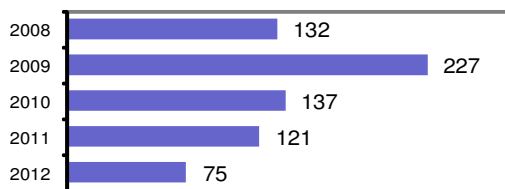
Arrest Overview

- Arrest total 73
- % change from 2011 **-36.5**
- Adult arrest total 59
- Juvenile arrest total 14

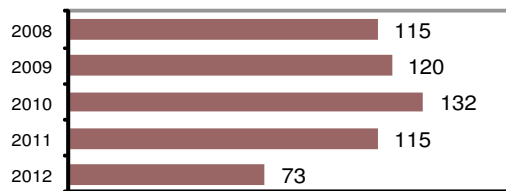
- Arrest Rate per 100,000 population 1897.1

Group "A" Offenses	Offenses		Arrests	
	# Reported	# Cleared	Adult	Juvenile
Murder	0	0	0	0
Negligent Manslaughter	0	0	0	0
Forcible Rape	0	0	0	0
Robbery	0	0	0	0
Aggravated Assault	2	2	1	1
Burglary	9	2	0	2
Larceny	16	5	4	1
Motor Vehicle Theft	5	1	0	1
Arson	0	0	0	0
Simple Assault	25	22	16	2
Intimidation	0	0	0	0
Bribery	0	0	0	0
Counterfeiting/Forgery	1	1	0	0
Vandalism	3	0	0	0
Drug/Narcotics	7	7	7	0
Drug Equipment	1	1	0	0
Embezzlement	0	0	0	0
Extortion/Blackmail	0	0	0	0
Fraud	5	1	1	0
Gambling	0	0	0	0
Kidnapping	0	0	0	0
Pornography	0	0	0	0
Prostitution	0	0	0	0
Forcible Sodomy	0	0	0	0
Sexual Assault w/Object	0	0	0	0
Forcible Fondling	1	1	0	0
Incest	0	0	0	0
Statutory Rape	0	0	0	0
Stolen Property	0	0	0	0
Weapon Law Violation	0	0	0	0
Total Group "A"	75	43	29	7

Total Offenses - 5 year trend



Total Arrests - 5 year trend



Group "B" Arrests	Arrests	
	Adult	Juvenile
Bad Checks	5	0
Curfew/Vagrancy	0	1
Disorderly Conduct	4	0
DUI	14	1
Drunkenness	0	0
Family Offense-nonviolent	0	0
Liquor Law Violation	2	3
Peeping Tom	0	0
Runaways	0	1
Trespass	3	0
All Other Offenses	2	1
Total Group "B"	30	7