

Agency 2013 Crime Report

Chubbuck Police Department

Population: 14,224
County: Bannock

Offense Overview

- Offense total 1,306
- % change from 2012 **-0.8**
- # of cleared offenses 593
- Percent cleared 45.4

• Group "A" Crime Rate per 100,000 population 9181.7

• Summary based reporting crime rate per 100,000 population is calculated for other state crime comparisons only. 4520.5


Arrest Overview

- Arrest total 582
- % change from 2012 **-4.1**
- Adult arrest total 467
- Juvenile arrest total 115

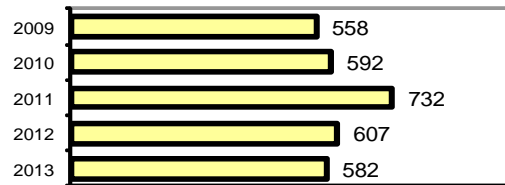
• Arrest Rate per 100,000 population 4091.7

Group "A" Offenses	Offenses		Arrests	
	# Reported	# Cleared	Adult	Juvenile
Murder	0	0	0	0
Negligent Manslaughter	0	0	0	0
Rape	1	0	0	0
Robbery	3	1	2	0
Aggravated Assault	29	17	6	0
Burglary	39	2	3	0
Larceny	559	215	179	58
Motor Vehicle Theft	11	3	1	0
Arson	1	0	0	0
Simple Assault	215	158	43	6
Intimidation	34	15	3	0
Bribery	0	0	0	0
Counterfeiting/Forgery	15	7	6	0
Vandalism	114	15	8	2
Drug/Narcotics	64	59	46	5
Drug Equipment	67	56	19	5
Embezzlement	11	7	3	0
Extortion/Blackmail	0	0	0	0
Fraud	105	22	8	1
Gambling	0	0	0	0
Kidnapping	0	0	0	0
Pornography	1	1	1	0
Prostitution	0	0	0	0
Sodomy	0	0	1	0
Sexual Assault w/Object	1	1	0	0
Fondling	2	2	1	0
Incest	0	0	0	0
Statutory Rape	3	2	0	0
Stolen Property	0	0	1	2
Weapon Law Violation	31	10	2	1
Total Group "A"	1,306	593	333	80

Total Offenses - 5 year trend



Total Arrests - 5 year trend



Group "B" Arrests	Arrests	
	Adult	Juvenile
Bad Checks	1	0
Curfew/Vagrancy	0	4
Disorderly Conduct	10	3
DUI	40	0
Drunkenness	3	0
Family Offense-nonviolent	2	0
Liquor Law Violation	7	11
Peeping Tom	0	0
Runaways	0	7
Trespass	12	0
All Other Offenses	59	10
Total Group "B"	134	35

Agency 2013 Crime Report

Pocatello Police Department

Population: 54,921
County: Bannock

Offense Overview

- Offense total 3,932
- % change from 2012 0.2
- # of cleared offenses 1,713
- Percent cleared 43.6

- Group "A" Crime Rate per 100,000 population 7159.4

- Summary based reporting crime rate per 100,000 population is calculated for other state crime comparisons only. 3607.0


Arrest Overview

- Arrest total 2,747
- % change from 2012 -8.4
- Adult arrest total 2,003
- Juvenile arrest total 744

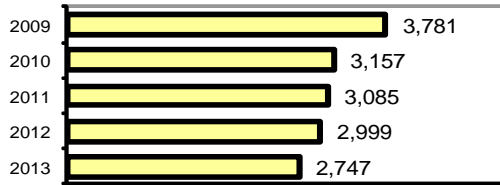
- Arrest Rate per 100,000 population 5001.7

Group "A" Offenses	Offenses		Arrests	
	# Reported	# Cleared	Adult	Juvenile
Murder	0	0	0	0
Negligent Manslaughter	0	0	0	0
Rape	18	6	6	0
Robbery	27	12	8	0
Aggravated Assault	147	100	47	4
Burglary	270	32	20	3
Larceny	1,428	296	207	59
Motor Vehicle Theft	84	15	4	1
Arson	7	1	1	0
Simple Assault	609	517	302	61
Intimidation	40	33	18	4
Bribery	0	0	0	0
Counterfeiting/Forgery	70	32	27	0
Vandalism	483	100	50	23
Drug/Narcotics	262	235	190	52
Drug Equipment	221	201	59	21
Embezzlement	17	9	3	0
Extortion/Blackmail	0	0	0	0
Fraud	159	65	21	2
Gambling	0	0	0	0
Kidnapping	7	6	3	0
Pornography	3	1	2	0
Prostitution	3	0	0	0
Sodomy	2	1	0	0
Sexual Assault w/Object	1	0	0	0
Fondling	15	8	3	1
Incest	0	0	0	0
Statutory Rape	6	3	2	0
Stolen Property	4	3	24	7
Weapon Law Violation	49	37	15	11
Total Group "A"	3,932	1,713	1,012	249

Total Offenses - 5 year trend



Total Arrests - 5 year trend



Group "B" Arrests	Arrests	
	Adult	Juvenile
Bad Checks	2	0
Curfew/Vagrancy	0	12
Disorderly Conduct	143	78
DUI	199	3
Drunkenness	6	0
Family Offense-nonviolent	29	0
Liquor Law Violation	56	25
Peeping Tom	0	0
Runaways	0	77
Trespass	58	10
All Other Offenses	498	290
Total Group "B"	991	495

Agency 2013 Crime Report

Bannock County Sheriff

Population: 15,337
County: Bannock

Offense Overview

- Offense total 357
- % change from 2012 22.3
- # of cleared offenses 217
- Percent cleared 60.8

- Group "A" Crime Rate per 100,000 population 2327.7

- Summary based reporting crime rate per 100,000 population is calculated for other state crime comparisons only. 821.5

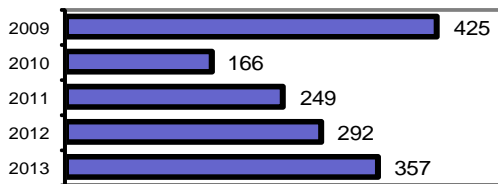
Arrest Overview

- Arrest total 751
- % change from 2012 56.8
- Adult arrest total 689
- Juvenile arrest total 62

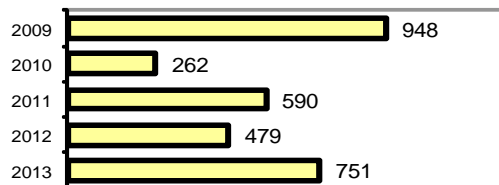
- Arrest Rate per 100,000 population 4896.7

Group "A" Offenses	Offenses		Arrests	
	# Reported	# Cleared	Adult	Juvenile
Murder	1	1	0	0
Negligent Manslaughter	0	0	0	0
Rape	1	1	0	0
Robbery	0	0	0	0
Aggravated Assault	11	10	5	1
Burglary	29	4	4	0
Larceny	78	16	9	3
Motor Vehicle Theft	6	0	0	0
Arson	0	0	0	0
Simple Assault	74	66	37	5
Intimidation	2	2	0	1
Bribery	0	0	0	0
Counterfeiting/Forgery	6	3	2	0
Vandalism	32	13	8	0
Drug/Narcotics	47	43	36	8
Drug Equipment	53	47	8	1
Embezzlement	0	0	0	0
Extortion/Blackmail	0	0	0	0
Fraud	7	1	2	0
Gambling	0	0	0	0
Kidnapping	0	0	0	0
Pornography	0	0	0	0
Prostitution	0	0	0	0
Sodomy	0	0	0	0
Sexual Assault w/Object	0	0	0	0
Fondling	1	1	1	0
Incest	0	0	0	0
Statutory Rape	0	0	0	0
Stolen Property	0	0	2	0
Weapon Law Violation	9	9	5	1
Total Group "A"	357	217	119	20

Total Offenses - 5 year trend



Total Arrests - 5 year trend



Group "B" Arrests	Arrests	
	Adult	Juvenile
Bad Checks	0	0
Curfew/Vagrancy	0	0
Disorderly Conduct	19	5
DUI	42	0
Drunkenness	0	0
Family Offense-nonviolent	2	0
Liquor Law Violation	30	13
Peeping Tom	0	0
Runaways	0	7
Trespass	26	0
All Other Offenses	451	17
Total Group "B"	570	42

Agency 2013 Crime Report

Bannock County Total

Population: 84,482
County: Bannock

Offense Overview

- Offense total 5,595
- % change from 2012 1.1
- # of cleared offenses 2,523
- Percent cleared 45.1

• Group "A" Crime Rate per 100,000 population 6622.7

• Summary based reporting crime rate per 100,000 population is calculated for other state crime comparisons only. 3255.1

Arrest Overview

- Arrest total 4,080
- % change from 2012 -0.1
- Adult arrest total 3,159
- Juvenile arrest total 921

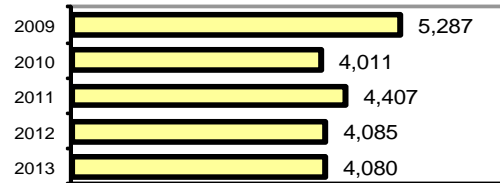
• Arrest Rate per 100,000 population 4829.4

Group "A" Offenses	Offenses		Arrests	
	# Reported	# Cleared	Adult	Juvenile
Murder	1	1	0	0
Negligent Manslaughter	0	0	0	0
Rape	20	7	6	0
Robbery	30	13	10	0
Aggravated Assault	187	127	58	5
Burglary	338	38	27	3
Larceny	2,065	527	395	120
Motor Vehicle Theft	101	18	5	1
Arson	8	1	1	0
Simple Assault	898	741	382	72
Intimidation	76	50	21	5
Bribery	0	0	0	0
Counterfeiting/Forgery	91	42	35	0
Vandalism	629	128	66	25
Drug/Narcotics	373	337	272	65
Drug Equipment	341	304	86	27
Embezzlement	28	16	6	0
Extortion/Blackmail	0	0	0	0
Fraud	271	88	31	3
Gambling	0	0	0	0
Kidnapping	7	6	3	0
Pornography	4	2	3	0
Prostitution	3	0	0	0
Sodomy	2	1	1	0
Sexual Assault w/Object	2	1	0	0
Fondling	18	11	5	1
Incest	0	0	0	0
Statutory Rape	9	5	2	0
Stolen Property	4	3	27	9
Weapon Law Violation	89	56	22	13
Total Group "A"	5,595	2,523	1,464	349

Total Offenses - 5 year trend



Total Arrests - 5 year trend



Group "B" Arrests	Arrests	
	Adult	Juvenile
Bad Checks	3	0
Curfew/Vagrancy	0	16
Disorderly Conduct	172	86
DUI	281	3
Drunkenness	9	0
Family Offense-nonviolent	33	0
Liquor Law Violation	93	49
Peeping Tom	0	0
Runaways	0	91
Trespass	96	10
All Other Offenses	1,008	317
Total Group "B"	1,695	572