

Agency 2013 Crime Report

Idaho Falls Police Department

Population: 58,188
County: Bonneville

Offense Overview

- Offense total 3,834
- % change from 2012 -5.2
- # of cleared offenses 1,605
- Percent cleared 41.9

• Group "A" Crime Rate per 100,000 population 6589.0

• Summary based reporting crime rate per 100,000 population is calculated for other state crime comparisons only. 3050.5


Arrest Overview

- Arrest total 2,815
- % change from 2012 -7.5
- Adult arrest total 2,258
- Juvenile arrest total 557

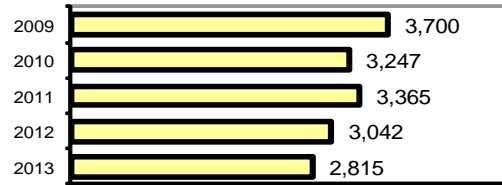
• Arrest Rate per 100,000 population 4837.8

Group "A" Offenses	Offenses		Arrests	
	# Reported	# Cleared	Adult	Juvenile
Murder	0	0	0	0
Negligent Manslaughter	0	0	0	0
Rape	28	7	4	0
Robbery	19	8	6	5
Aggravated Assault	75	53	54	4
Burglary	306	73	69	14
Larceny	1,238	366	289	126
Motor Vehicle Theft	103	25	6	20
Arson	6	3	0	5
Simple Assault	511	342	211	50
Intimidation	64	25	12	1
Bribery	0	0	0	0
Counterfeiting/Forgery	32	18	14	0
Vandalism	530	106	46	38
Drug/Narcotics	246	208	193	28
Drug Equipment	246	214	87	13
Embezzlement	9	1	0	0
Extortion/Blackmail	0	0	0	0
Fraud	241	47	15	4
Gambling	0	0	0	0
Kidnapping	15	10	6	0
Pornography	8	3	2	2
Prostitution	4	2	2	0
Sodomy	1	0	0	0
Sexual Assault w/Object	2	1	1	0
Fondling	64	26	7	0
Incest	0	0	0	0
Statutory Rape	5	2	1	0
Stolen Property	30	27	19	9
Weapon Law Violation	51	38	13	5
Total Group "A"	3,834	1,605	1,057	324

Total Offenses - 5 year trend



Total Arrests - 5 year trend



Group "B" Arrests	Arrests	
	Adult	Juvenile
Bad Checks	2	0
Curfew/Vagrancy	0	14
Disorderly Conduct	117	13
DUI	189	1
Drunkenness	1	0
Family Offense-nonviolent	92	1
Liquor Law Violation	50	18
Peeping Tom	0	0
Runaways	0	85
Trespass	23	2
All Other Offenses	727	99
Total Group "B"	1,201	233

Agency 2013 Crime Report

Bonneville County Sheriff

Population: 49,702
County: Bonneville

Offense Overview

- Offense total 2,034
- % change from 2012 -0.3
- # of cleared offenses 935
- Percent cleared 46.0

• Group "A" Crime Rate per 100,000 population 4092.4

• Summary based reporting crime rate per 100,000 population is calculated for other state crime comparisons only. 1573.4


Arrest Overview

- Arrest total 2,134
- % change from 2012 5.1
- Adult arrest total 1,778
- Juvenile arrest total 356

• Arrest Rate per 100,000 population 4293.6

Group "A" Offenses	Offenses		Arrests	
	# Reported	# Cleared	Adult	Juvenile
Murder	2	2	2	0
Negligent Manslaughter	0	0	0	0
Rape	11	6	3	0
Robbery	3	1	0	0
Aggravated Assault	47	38	30	3
Burglary	171	33	21	3
Larceny	498	143	93	37
Motor Vehicle Theft	44	15	0	11
Arson	6	4	2	0
Simple Assault	314	270	78	19
Intimidation	70	34	6	2
Bribery	0	0	0	0
Counterfeiting/Forgery	17	7	4	1
Vandalism	336	74	24	11
Drug/Narcotics	154	113	89	23
Drug Equipment	108	98	29	14
Embezzlement	1	1	1	0
Extortion/Blackmail	3	2	1	0
Fraud	150	34	4	2
Gambling	0	0	0	0
Kidnapping	13	10	4	0
Pornography	7	3	1	1
Prostitution	2	2	1	0
Sodomy	2	1	0	0
Sexual Assault w/Object	2	2	1	0
Fondling	30	13	2	0
Incest	0	0	0	0
Statutory Rape	1	1	0	0
Stolen Property	16	10	6	1
Weapon Law Violation	26	18	6	5
Total Group "A"	2,034	935	408	133

Total Offenses - 5 year trend



Total Arrests - 5 year trend



Group "B" Arrests	Arrests	
	Adult	Juvenile
Bad Checks	0	0
Curfew/Vagrancy	0	10
Disorderly Conduct	43	14
DUI	126	2
Drunkenness	3	0
Family Offense-nonviolent	10	0
Liquor Law Violation	38	27
Peeping Tom	0	0
Runaways	0	43
Trespass	9	9
All Other Offenses	1,141	118
Total Group "B"	1,370	223

Agency 2013 Crime Report

Bonneville County Total

Population: 107,890
County: Bonneville

Offense Overview

- Offense total 5,868
- % change from 2012 **-3.6**
- # of cleared offenses 2,540
- Percent cleared 43.3

• Group "A" Crime Rate per 100,000 population 5438.9

• Summary based reporting crime rate per 100,000 population is calculated for other state crime comparisons only. 2370.0


Arrest Overview

- Arrest total 4,949
- % change from 2012 **-2.4**
- Adult arrest total 4,036
- Juvenile arrest total 913


• Arrest Rate per 100,000 population 4587.1

Group "A" Offenses	Offenses		Arrests	
	# Reported	# Cleared	Adult	Juvenile
Murder	2	2	2	0
Negligent Manslaughter	0	0	0	0
Rape	39	13	7	0
Robbery	22	9	6	5
Aggravated Assault	122	91	84	7
Burglary	477	106	90	17
Larceny	1,736	509	382	163
Motor Vehicle Theft	147	40	6	31
Arson	12	7	2	5
Simple Assault	825	612	289	69
Intimidation	134	59	18	3
Bribery	0	0	0	0
Counterfeiting/Forgery	49	25	18	1
Vandalism	866	180	70	49
Drug/Narcotics	400	321	282	51
Drug Equipment	354	312	116	27
Embezzlement	10	2	1	0
Extortion/Blackmail	3	2	1	0
Fraud	391	81	19	6
Gambling	0	0	0	0
Kidnapping	28	20	10	0
Pornography	15	6	3	3
Prostitution	6	4	3	0
Sodomy	3	1	0	0
Sexual Assault w/Object	4	3	2	0
Fondling	94	39	9	0
Incest	0	0	0	0
Statutory Rape	6	3	1	0
Stolen Property	46	37	25	10
Weapon Law Violation	77	56	19	10
Total Group "A"	5,868	2,540	1,465	457

Total Offenses - 5 year trend



Total Arrests - 5 year trend



Group "B" Arrests	Arrests	
	Adult	Juvenile
Bad Checks	2	0
Curfew/Vagrancy	0	24
Disorderly Conduct	160	27
DUI	315	3
Drunkenness	4	0
Family Offense-nonviolent	102	1
Liquor Law Violation	88	45
Peeping Tom	0	0
Runaways	0	128
Trespass	32	11
All Other Offenses	1,868	217
Total Group "B"	2,571	456