

Agency 2013 Crime Report

Challis Police Department

Population: 1,084
County: Custer

Offense Overview

- Offense total 20
- % change from 2012 5.3
- # of cleared offenses 6
- Percent cleared 30.0

- Group "A" Crime Rate per 100,000 population 1845.0

- Summary based reporting crime rate per 100,000 population is calculated for other state crime comparisons only. 553.5

Arrest Overview

- Arrest total 13
- % change from 2012 -48.0
- Adult arrest total 11
- Juvenile arrest total 2

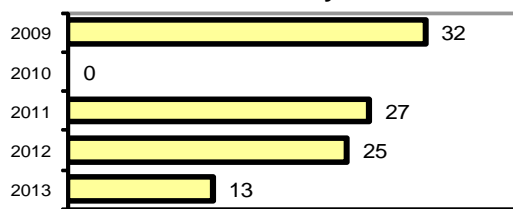
- Arrest Rate per 100,000 population 1199.3

Group "A" Offenses	Offenses		Arrests	
	# Reported	# Cleared	Adult	Juvenile
Murder	0	0	0	0
Negligent Manslaughter	0	0	0	0
Rape	0	0	0	0
Robbery	0	0	0	0
Aggravated Assault	0	0	0	0
Burglary	0	0	0	0
Larceny	6	0	0	0
Motor Vehicle Theft	0	0	0	0
Arson	0	0	0	0
Simple Assault	5	3	2	0
Intimidation	0	0	0	0
Bribery	0	0	0	0
Counterfeiting/Forgery	0	0	0	0
Vandalism	6	0	0	0
Drug/Narcotics	1	1	2	0
Drug Equipment	1	1	0	0
Embezzlement	0	0	0	0
Extortion/Blackmail	0	0	0	0
Fraud	0	0	0	0
Gambling	0	0	0	0
Kidnapping	0	0	0	0
Pornography	0	0	0	0
Prostitution	0	0	0	0
Sodomy	0	0	0	0
Sexual Assault w/Object	0	0	0	0
Fondling	0	0	0	0
Incest	0	0	0	0
Statutory Rape	0	0	0	0
Stolen Property	0	0	0	0
Weapon Law Violation	1	1	1	0
Total Group "A"	20	6	5	0

Total Offenses - 5 year trend



Total Arrests - 5 year trend



Group "B" Arrests	Arrests	
	Adult	Juvenile
Bad Checks	2	0
Curfew/Vagrancy	0	0
Disorderly Conduct	0	0
DUI	1	0
Drunkenness	0	0
Family Offense-nonviolent	0	0
Liquor Law Violation	2	0
Peeping Tom	0	0
Runaways	0	0
Trespass	0	0
All Other Offenses	1	2
Total Group "B"	6	2

Agency 2013 Crime Report

Custer County Sheriff

Population: 3,258
County: Custer

Offense Overview

- Offense total 36
- % change from 2012 2.9
- # of cleared offenses 20
- Percent cleared 55.6

• Group "A" Crime Rate per 100,000 population 1105.0

• Summary based reporting crime rate per 100,000 population is calculated for other state crime comparisons only. 399.0

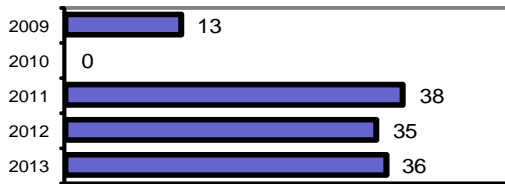
Arrest Overview

- Arrest total 32
- % change from 2012 -28.9
- Adult arrest total 32
- Juvenile arrest total 0

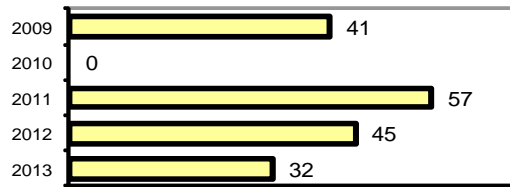
• Arrest Rate per 100,000 population 982.2

Group "A" Offenses	Offenses		Arrests	
	# Reported	# Cleared	Adult	Juvenile
Murder	0	0	0	0
Negligent Manslaughter	0	0	0	0
Rape	0	0	0	0
Robbery	0	0	0	0
Aggravated Assault	1	0	0	0
Burglary	2	1	0	0
Larceny	10	1	0	0
Motor Vehicle Theft	0	0	0	0
Arson	0	0	0	0
Simple Assault	9	8	2	0
Intimidation	0	0	0	0
Bribery	0	0	0	0
Counterfeiting/Forgery	0	0	0	0
Vandalism	6	2	1	0
Drug/Narcotics	4	4	5	0
Drug Equipment	4	4	2	0
Embezzlement	0	0	0	0
Extortion/Blackmail	0	0	0	0
Fraud	0	0	0	0
Gambling	0	0	0	0
Kidnapping	0	0	0	0
Pornography	0	0	0	0
Prostitution	0	0	0	0
Sodomy	0	0	0	0
Sexual Assault w/Object	0	0	0	0
Fondling	0	0	0	0
Incest	0	0	0	0
Statutory Rape	0	0	0	0
Stolen Property	0	0	0	0
Weapon Law Violation	0	0	0	0
Total Group "A"	36	20	10	0

Total Offenses - 5 year trend



Total Arrests - 5 year trend



Group "B" Arrests	Arrests	
	Adult	Juvenile
Bad Checks	0	0
Curfew/Vagrancy	0	0
Disorderly Conduct	0	0
DUI	10	0
Drunkenness	0	0
Family Offense-nonviolent	0	0
Liquor Law Violation	4	0
Peeping Tom	0	0
Runaways	0	0
Trespass	2	0
All Other Offenses	6	0
Total Group "B"	22	0

Agency 2013 Crime Report



Custer County Total

Population: 4,342
County: Custer

Offense Overview

- Offense total 56
- % change from 2012 -7.9
- # of cleared offenses 26
- Percent cleared 46.4

- Group "A" Crime Rate per 100,000 population 1289.7

- Summary based reporting crime rate per 100,000 population is calculated for other state crime comparisons only. 437.6

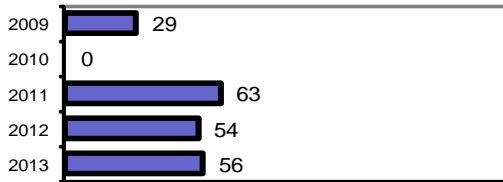
Arrest Overview

- Arrest total 46
- % change from 2012 -34.3
- Adult arrest total 44
- Juvenile arrest total 2

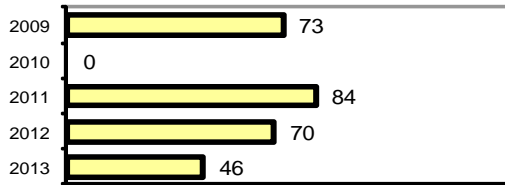
- Arrest Rate per 100,000 population 1059.4

Group "A" Offenses	Offenses		Arrests	
	# Reported	# Cleared	Adult	Juvenile
Murder	0	0	0	0
Negligent Manslaughter	0	0	0	0
Rape	0	0	0	0
Robbery	0	0	0	0
Aggravated Assault	1	0	0	0
Burglary	2	1	1	0
Larceny	16	1	0	0
Motor Vehicle Theft	0	0	0	0
Arson	0	0	2	0
Simple Assault	14	11	2	0
Intimidation	0	0	0	0
Bribery	0	0	0	0
Counterfeiting/Forgery	0	0	1	0
Vandalism	12	2	5	0
Drug/Narcotics	5	5	4	0
Drug Equipment	5	5	0	0
Embezzlement	0	0	0	0
Extortion/Blackmail	0	0	0	0
Fraud	0	0	0	0
Gambling	0	0	0	0
Kidnapping	0	0	0	0
Pornography	0	0	0	0
Prostitution	0	0	0	0
Sodomy	0	0	0	0
Sexual Assault w/Object	0	0	0	0
Fondling	0	0	0	0
Incest	0	0	0	0
Statutory Rape	0	0	0	0
Stolen Property	0	0	0	0
Weapon Law Violation	1	1	1	0
Total Group "A"	56	26	16	0

Total Offenses - 5 year trend



Total Arrests - 5 year trend



Group "B" Arrests	Arrests	
	Adult	Juvenile
Bad Checks	2	0
Curfew/Vagrancy	0	0
Disorderly Conduct	0	0
DUI	11	0
Drunkenness	0	0
Family Offense-nonviolent	0	0
Liquor Law Violation	6	0
Peeping Tom	0	0
Runaways	0	0
Trespass	2	0
All Other Offenses	7	2
Total Group "B"	28	2